

# Woodworkers Club *of Houston*

**NO TIME LIKE – NOW!**

**New Year's Resolution**



Volume 27 Issue 1

January 2011

## Inside this issue:

<i>President's Message</i>	1
<i>New Member</i>	1
<i>Member Dues Status</i>	1
<i>2011 Board &amp; Committees</i>	1
<i>Board &amp; Committee Gallery</i>	2
<i>February Speaker</i>	3
<i>Upcoming Awards</i>	3
<i>Show and Tell</i>	4-6
<i>January Speaker</i>	7
<i>Library</i>	7
<i>Kudos &amp; Congrats</i>	7
<i>Caps and Shirts</i>	8

## MESSAGE FROM THE PRESIDENT

Once upon a time (isn't that how great stories are supposed to begin?) I read a newspaper article describing a group of woodworkers who met weekly to build toys to give children at Christmas. I was very impressed. I love wood. I love wood toys. I love tools. And I absolutely loved the idea of giving wood toys to kids who might otherwise have a pretty bleak Christmas.

I can be timid, and it took me a while to finally attend a WWCH meeting by myself. It helped when I discovered that a co-worker was an active member, so there would be one familiar face in the crowd. Once I attended my first monthly meeting I became active in the Friday night toy-making group. Consequently, I have had the pleasure of taking part in a very special program and have become friends with some really terrific people. All thanks to that one newspaper article.

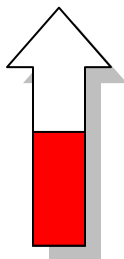
So my hope for the New Year is that if there's any activity you want to take part in, both within WWCH and out, you'll overcome any reluctance you have that's keeping you from that pleasure. If there's a WWCH program that you think you'd enjoy, please let drop a note in the Suggestion Box, or talk to any of the Board members. And if you'd like to become just a little more involved and get to hang out with some of your fellow WWCH members, there are lots of opportunities! Please just let me know.

Roslyn Hager, President

## Welcome New Member

Rick Spacek

## GETTING THERE



WWCH has two hundred members on the roster, and already half have paid their dues for 2011.

You can pay at a meeting or mail your check to Norm Nichols, 10426 Overview Dr., Sugar Land, TX 77478.

You can abbreviate the club name on your check to WWCH rather than writing out the full club name. ...*Thank you!*

## CONGRATULATIONS

TO ALL THE NEWLY ELECTED WHO WILL TAKE OVER  
THE REINS OF WWCH IN JANUARY 2011

### Officers

President	Roslyn Hager
Vice President	Steve Wavro
Secretary	Dan Smith
Treasurer	Norm Nichols
Immediate Past President and Director	John Gay
Publications Director	Gary Rowen

### Directors

Bill Cole	Denis Muras
Linzie Rogers	



### Committee Chairs Club Service Providers

Book Library	John Gay
Coffee	Dave Kissinger
Donuts	VACANT
Members & Name Tags	Lorraine Lewis
Membership Book	Roslyn Hager
Newsletter	Joyce Saylan
Photographer	Gary Rowen
Raffle	Don Singer
Technology	Denis Muras
Video Library	Blaine Stokes
Historian	Jeff Marks
Web Master	Gary Rowen

# WOODWORKERS CLUB OF HOUSTON

## 2011 BOARD OF DIRECTORS



Roslyn Hager  
President



Steve Wavro  
Vice President



Dan Smith  
Secretary



Norm Nichols  
Treasurer



Bill Cole  
Director



Denis Muras  
Director



Linzie Rogers  
Director




Gary Rowen  
Publications Director  
Webmaster/Photographer




John Gay  
Past President  
Book Library



Lorraine Lewis  
Membership Chair  
Name Tags




Blaine Stokes  
Video Library



Don Singer  
Rafflemeister



Dave Kissinger  
Refreshments



Jeff Marks  
Historian

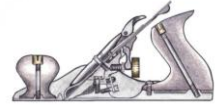
**SPEAKER COMING IN FEBRUARY**  
**JOHN LAINE**  
Executive Director  
**TEXAS RAMP PROJECT**



For more than 20 years John has been building free wheelchair ramps. In the late 80s and throughout 2004, his efforts were focused primarily in the Dallas area. During this period more and more communities and agencies, both inside Texas and beyond, inquired as to how they could start their own ramp projects. Unfortunately, very few of these efforts gained traction. As a way of responding to those needs, the Texas Ramp Project was conceived in January of 2005 and has now grown into 16 different regions. The model that was built in Dallas is now being replicated across Texas from Texarkana to El Paso and from Amarillo to Houston. More than 4000 ramps have been installed across Texas by volunteers as a result of this effort.

**SOON TO BE ANNOUNCED**  
**THE WINNERS**

**WOODWORKER**  
**OF THE YEAR**



**GOLDEN HAMMER**  
**AWARD**

**Members,**  
**sign up !**  
*Strutt your stuff!*  
**Bring your projects to**  
**Show 'n Tell.**

**TIPS AND TRICKS**

**Great info found on the internet**

**Janka Hardness Ratings**

What the heck is that? Well it is interesting. The Janka Hardness Ratings or Scale is a relative measurement of the resistance to impact and wear for wood. It is used for matching flooring material with its intended usage. Although this is a standard scale, I think that different flooring companies conduct their own testing. I only say that because some of the charts that I have seen will be different from one company to another. However the differences are slight, and the order of the tested materials is the same. Also plywood is not tested.


The Janka test involves taking a 0.444-inch steel ball and pressing it half way into the wood. The amount of force in pounds per square inch (psi) becomes the rating of the material. The test is taken at several points and with both plain-sawn and quarter-sawn wood.

The standard is Northern Red Oak and its rating is 1290. It is the most popular for floors and it is a good choice. The range for the woods that are used for the scale is from as low as Basswood that is rated as 410 to Ipe that is rated at 3680. That means that the higher the rating the harder the wood is to work with. This information not only is very helpful for flooring but also is useful for other projects that you may have in mind. Not all wood is tested, there are some like Yew, Cocobolo, and other exotics that would not be used for flooring.

# DECEMBER SHOW AND TELL

## PRESENTERS

1. Randy Abramson – Wine Rack and Stopper
2. Chuck Graham – Christmas Ornament
3. Scott Holmes – Finish examples
4. Clark Kellogg—Table
5. Jere Kessler—Doll House
6. Steve LeGrue—CD cabinet, bowl, ornaments and bottle stoppers
7. Denis Muras—Doll bed, truck, trophy stand
8. Steve Wavro—Scarecrow
9. Bob Wink—Oak Lamp
10. Bob Wilder—Cedar gun case



**Randy Abramson** wasn't whining when he showed off his very unique wine rack and stopper of ebony and spalted pine enhanced by a tung oil finish.

**Bob Wink** again wows everyone with his Arts and Craft style oak lamp imbedded with stained glass. Now he can use the lamp to shed even more light on his projects. My truck windshield is stained but it doesn't look that good.



**Bob Wilder** is proud of his superbly crafted walnut, pine and cedar gun case.

Note the decorative inlay in the lid! The gun components fit snugly in their customized holders.



## DECEMBER SHOW AND TELL



**Denis Muras** holds a doll bed of poplar and white pine made for his granddaughter (lucky girl!). The non-Egyptian pyramid is a walnut trophy stand for an equestrian trophy.

And, well, as for the fish bones... a very precise sentiment for many, especially after a hard days' work!!!



**Scott Holmes**, December's speaker, holds up a sample of a finish project.

"My Dear Watson, woodworking finish is elementary" so sayeth Mr. Holmes, Scott Holmes that is. Scott answered many questions and after the meeting answered individual questions from members. His website is: [www.scottstoolshe d.com](http://www.scottstoolshe d.com).

**Jere Kessler** points out features in this colorful doll house that he crafted. Jere finished it with acrylic paint. The wallpaper is computer generated -- hmmm.... maybe I can generate some wall paper for our kitchen.



**Chuck Graham** and his beautifully crafted Christmas ornament.

**YOU ARE EACH SO SPECIAL WITH SPECIAL, INDIVIDUAL TALENTS!**



**Inspire someone:** Showcase your work at the monthly meetings.  
**Motivate someone:** Young or old...get someone involved.

## DECEMBER SHOW AND TELL



**Clark Kellogg** turns over his cherry coffee table so folks can see the top, finished with three coats of oil followed by wax. Clark even carved the word "firewood" into this piece to show people that what he is holding is/WAS **firewood**.



**Steve LeGrue** shows his finely crafted decorations and a most exquisite bowl. Woods used are cherry, alder, and curly maple.

Steve showed slides of his CD cabinet. See work-in-progress photos of Steve's CD cabinet on the link on the WWCH website: [www.wwch.org](http://www.wwch.org).



**Steve Wavro** shows both sides of Christmas with his expertly crafted intarsia Santa and Nativity scene.



## CLUB AND MEMBER INFORMATION

Please send inquiries to [wwch@wwch.org](mailto:wwch@wwch.org). All comments will be forwarded to the appropriate person for response.

### JANUARY SPEAKER

#### WWCH'S OWN **BOB WINK**

Will tell about creating inspired Tramp Art.



WWCH's  
Monthly  
Meeting  
at  
Bayland Park

**9:00am  
Saturday  
January 8  
2011**

### LIBRARY CONTACTS



For over 400 titles of helpful CDs, DVDs, and videos, see our librarian **Blaine Stokes** at the December meeting. To borrow books and magazines from the library, contact **John Gay** prior to a meeting and he'll bring your selection for pickup at the meeting.

### KUDOS and CONGRATULATIONS

#### **Clark Kellogg**

**CraftTexas 2010 Award of Merit Winner**

for his **Meditative Garden Bench** made from 300-year-old reclaimed "sinker" cypress

Clark also is the current artist-in-residence at the Houston Center for Contemporary Craft

# WOODCRAFT®

**Helping You Make Wood Work®**

To Find Your Local Woodcraft Store Or For A Free Catalog, Visit [www.woodcraft.com](http://www.woodcraft.com) Or Call 1-800-542-9115.

#### Over 15,000 Products In Every Store!

- |                      |                           |                           |                           |                          |
|----------------------|---------------------------|---------------------------|---------------------------|--------------------------|
| • Hand & Power Tools | • Finishing Supplies      | • Marking & Measuring     | • Workbenches             | • Planes & Saws          |
| • Hardware           | • Books & Videos          | • Cabinet Making Supplies | • Files & Rasps           | • Routers & Accessories  |
| • Woodburning        | • Carving Tools & Chisels | • Woodturning             | • Clock Supplies          | • Picture Framing Tools  |
| • Sanding & Scraping | • Hardwoods & Exotics     | • Glue Supplies           | • Shop Accessories        | • Sharpening Supplies    |
| • Woodboring Tools   | • Safety Equipment        | • Vises & Clamps          | • Project Kits & Supplies | • Power Tool Accessories |

#### Woodcraft Is Located...

**Cypress Station Square**  
60FM 1960 West  
Houston, TX 77090  
281-880-0045

**11707 W Sam Houston Parkway S**  
Houston, TX 77031  
281-988-9449



**QUALITY WOODWORKING TOOLS • SUPPLIES • ADVICE™**

# Woodworkers Club *of Houston*

782 Maler Rd.  
Sealy, TX 77474

## NEXT MEETING

JANUARY 8, 2011

9AM TO 11:30AM

BAYLAND COMMUNITY CENTER

6400 Bissonnet

## JANUARY PRESENTER

### BOB WINK

Discusses the artistry in  
TRAMP ART

## CONTACT

wwch@wwch.org

***We're on the web!***

**www.wwch.org**

## WWCH BOARD OF DIRECTORS

### OFFICERS

President	Roslyn Hager
Vice President	Steve Wavro
Secretary	Dan Smith
Treasurer	Norm Nichols
Publications Director	Gary Rowen
Immediate Past President/Director	John Gay

### DIRECTORS

Bill Cole Denis Muras Linzie Rogers

### COMMITTEE CHAIRS AND

### CLUB SERVICE PROVIDERS

Book Library	John Gay
Membership/Name Tags	
	Lorraine Lewis
Membership Book	Roslyn Hager
Newsletter	Joyce Saylan
Raffle	Don Singer
Refreshments	Dave Kissinger
Video Library	Blaine Stokes
Web Master	Gary Rowen

## **Newsletter Publication**

This newsletter is edited and distributed by Joyce Saylan, who may be contacted by email at [sayjoyce@hotmail.com](mailto:sayjoyce@hotmail.com).

***Guests are always welcome at WWCH.***

### WWCH PURPOSE

*The Woodworkers Club of Houston is a group of men and women of all ages and skill levels who promote, educate, and share the craft of woodworking. The club meets the second Saturday of every month from 9-11:30 at Bayland Community Center, 6400 Bissonnet at Hillcroft. Guests are always welcome at no charge. Membership dues are \$24 per year, or about the price of one good clamp!*

## **CLUB SHIRTS AND CAPS**

**Get your own club shirt and cap!** Order a shirt sporting the custom embroidered Woodworkers Club of Houston logo. Bill Cole will gladly take your order at the regular club meeting. Caps are ready to go. Pick one up at the meeting.

**Shirts: \$22.00 Caps: \$6.00**