

Woodworkers Club of Houston

Quotable quotes...

"The things I make may be for others, but how I make them is for me."

- Tony Konovaloff

"Part of the art is finding the wood"

- Unknown

George Brett could get good wood on an aspirin.

- Jim Frey

Volume 27 Issue 8

August 2011

Inside this issue:

President's Message	1
New Members	1
Wood Toy News	1
AWFS Show Recap	1&3
August Speaker	1
Gathering of Guilds	2
Calendar and News	2
Recap: Bob Coltharp	4
July Show and Tell	4,5,& 6
David Marks	7
News, Opportunities, Kudos	7
Caps and Shirts	8

MESSAGE FROM THE PRESIDENT

What first drew me to the WWCH was an article in the local section of the Houston Chronicle describing wood toys that were made and then donated to kids at Christmas time.

This program is at risk and you could help.

The club has patterns and furnishes wheels. You could make toys. Or you could cut out toys on your or another member's bandsaw. You can sand or assemble toys. Finish toys. Work on as many or as few toys as you want, no minimum number. Or you might offer a shop for members (like me) to work in.

Please let us hear from you.

...Roslyn Hager, President

WOOD TOY NEWS

The U.S. House, Senate Pass Much Needed Reform for Toy Child Safety / Lead Limit Law

Great news for small batch wood toymakers! The existing CPSIA third-party testing law has finally been modified and includes testing exceptions for small batch wood toymakers. The U.S. House of Representatives and Senate passed this important bill Monday 08/01/2011 to soften the Consumer Product Safety Information Act (CPSIA), a law that regulates and includes mandatory third-party testing for lead content in children's products, including wood toys. See the website for full information: www.toymakerspress.com

You're not just building toys, you're building smiles on girls and boys!

AUGUST SPEAKER – RICK SPACEK

WWCH Member, **Rick Spacek**, will speak on pyrography. "Pyrography" means writing with fire and is the traditional art of using a heated tip or wire to burn or scorch designs onto natural materials such as wood or leather.

Welcome New Members

Bob Coltharp
Monica Ober

AWFS SHOW RECAP

The **AWFS Show** provided a chance to see and talk to various manufacturers of woodworking equipment. It is interesting to see what is available in the industry that most home shop woodworkers never see. This also gave the opportunity to talk to some of the celebrities in woodworking.

Andy and I had the chance to talk with Scott Phillips and his lovely wife, Suzy. Stopped by the Woodcraft

booth and met Tommy Mac of Rough Cuts. We even bumped into Rex Doty of Toys 4 Smiles and some of his crew. The second day was highlighted by BSRA (Belt Sander Racing Association) sanctioned Belt Sander Drag Races. Imagine a sander running 75 ft in the 5 second range.

Vendors commented that the amount of floor space was less than 2 years ago but it appears there were more vendors. They were taking up less floor space though.

Next year the AWFS is in Atlanta, GA.

(photos on page 3)



GATHERING OF THE GUILDS AT HCCC

MUSEUM DAY IN HOUSTON SATURDAY, SEPTEMBER 17, 2011

WWCH will be manning a booth at the **Houston Center for Contemporary Craft** to show examples of our member's work and to promote the club. We **need volunteers** to man the booth between 10-5 and/or to help set up between 8:30-10 AM. See the sign up sheet at the August meeting. Members, volunteer an hour or two of your time then hop the shuttle buses to visit some of Houston's many fine museums. Make a day of it! For more information see the website:

<http://www.houstonmuseumdistrict.org/schedule/calendar.asp?Mode=CalendarViewDetails&ID=1783&Category=crafthouston>

Last year, we met a lot of good folks at our table. We ran out of flyers and cards, but everyone who worked the table had a great time.

One of the great things about this event is meeting and learning from the different clubs and/or guilds, many do surprisingly good work. Sometimes something I learn from them will enhance a woodworking project. It's fun just looking at the different crafts. Iron workers show how to work with iron. These guys have huge forearms and a firm grip so be careful when you shake hands. Come see the clay folks, doll makers, beaders, quilters, glass blowers and so many more.

It would be great if we had 2 or 3 items from our many members to showcase our wide range of skill levels. You can drop off your items at either the August or September meetings. We will take very good care of them and return them at the October meeting. We will be showing several of the toys from the toy drive.

Most important is that **we need you**, even if for just a couple of hours. Parking is free, the shuttle rides are free, the museums are open and free. There will be special events at the park. Even if you cannot help us out, it is a fun family day showing part of the best in Houston for free.

LIE-NEILSON TOOLWORKS

The Lie-Neilson Hand Tool Showcase will be held at Kellogg Furniture Design on October 21-22, 2011. More details to come.

Lie-Nielson Toolworks produces a hands on type of showcase for their tools. They go to various locations in cities to allow customers to try out their tools. The last 2 years they have come to BC Woodworks.

They also send out a newsletter to let people know of their upcoming shows. They will provide more information as the date draws near.

Calendar of Upcoming Events

August 13 – Monthly Meeting

Speaker: Rick Spacek–Woodburning Presentation

September 10 – Monthly Meeting

Speaker: Jim Thompson – American Period Furniture

September 17 – Museum Day/Gathering of Guilds Sign up at the August or September meetings

Sept 30 & Oct 1 – David Marks Meet and Greet

Oct. 21 & 22 - Lie-Neilson at Kellogg Furniture Design

October 22 - Annual WWCH Picnic – Prizes, Food, Fun, etc...

November 12 – Shop Crawl

Open YOUR shop for visitors or join the crawl!

SPEAKER COMING IN SEPTEMBER

Jim Thompson, will tell us about his organization: **The Society of American Period Furniture Makers**, and the fine furniture they create.



To see the extent of his affinity for old tools and other areas of expertise check out this link.

<http://www.wkfinetools.com/contrib/jThompson/jThompson-index.asp>

OCTOBER PICNIC

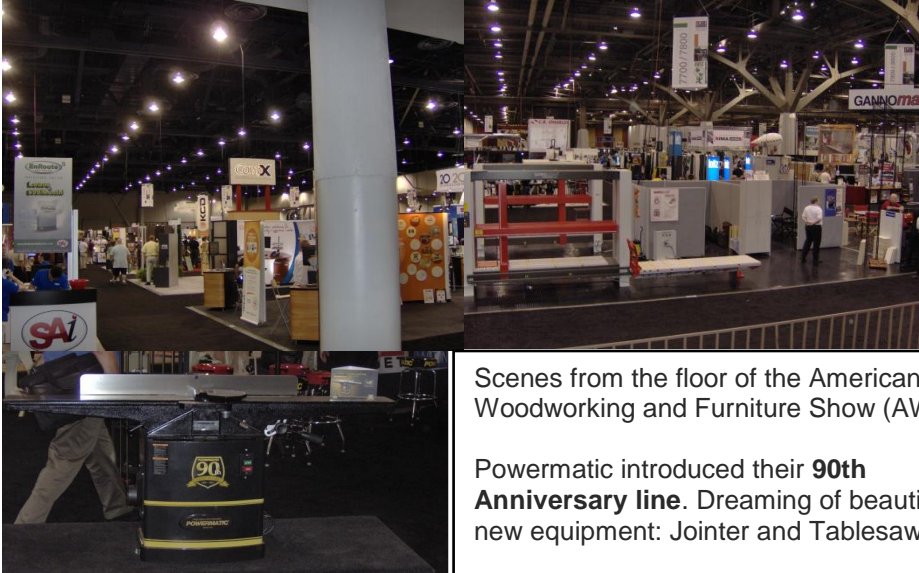
The WWCH annual picnic is coming, October 22. Start whetting your appetite for BBQ and besting other contestants in the various competitions.

Feeling lucky? There'll be lots of door prizes.

SHOP CRAWL

The Crawl is set for the afternoon following our regular club meeting on **November 12** when the weather should be comfortably cool for you to visit any shops that may not be air conditioned. Three shops are confirmed and we could definitely use more. Bragging about how great a shop you have? **SHOW US.** If you are interested in having your shop on the crawl please contact either Mark Sweigart or Bill Cole both of whom are listed in your club directory. ...Bill Cole

ON THE ROAD AND AT THE LAS VEGAS SHOW



Scenes from the floor of the American Woodworking and Furniture Show (AWFS)

Powermatic introduced their **90th Anniversary line**. Dreaming of beautiful, new equipment: Jointer and Tablesaw.

Belt Sander Races!



Andy Anderson models the latest in warm weather attire at The Petrified Forest National Park.

Tommy Joe is trying to figure out how to get that log Home.

(It's the desert heat—mirage's, I'm sure!)



Love a mystery? Then see the **Loretto Chapel's Helical stairway** in Santa Fe, NM. Built in 1878 by a mysterious builder who disappeared after completing the staircase (still unknown), a perplexing design with no visible support, wooden pegs no nails, etc..

Legend is the builder arrived in answer to a novena by the Sisters of the Chapel to find a solution to accessing the choir loft.

Andy Anderson knows the story, he was the official, unofficial, tour guide.



Read more about it at their web site:
www.lorettochapel.com/staircase.html



The following pictures are of our meeting with Rex Doty of **Toys 4 Smiles**. He is very enthusiastic about what he and his team is doing for the children of Las Vegas. Tommy Joe and Denis Muras are racing cars on a track they can take to various locations and have races for the children. At the opening of the latest Cars movie, "Car 2" they passed out toy cars to the children at the theater. Steve Driver even got involved with Dale putting wheels on some cars.

Looks like everybody had fun!



JULY SPEAKER RECAP – BOB COLTHARP, PUZZLE MAKING



Bob Coltharp explained the puzzling aspects of making puzzles. He demonstrated to WWCH club members how he designs, creates and makes puzzles using a scrollsaw. Bob uses Baltic Birch plywood and sometimes 1/4 inch MDF. A pattern can be attached to the pre-cut puzzle with Elmer's washable glue - but let dry one minute before attaching the pattern. Puzzle subject matter can be photos of pets, people, hobbies like Hot Rods with



the puzzle pieces shaped like cars, or whatever you can imagine. Start small. Large puzzles can be difficult to maneuver the saw around a large piece of wood. You need longer arms to turn the board.



If you intend to sell your puzzles, remember there's a copyright on many photos or published pictures.

Detail of the intricate cuts .

JULY SHOW AND TELL

PRESENTERS

1. Dennis April—Lighthouses
2. Andy Anderson—Cutting Board
3. Lisa Clements—Spanish Cedar Table
4. Bill Cole—Champagne flute
5. Bob Coltharp—Scrollsawed puzzles
6. Glenn Edwards—August Cross
7. John Gay—Dog House
8. Jack Hutchison—Vacuum Veneered Boards
9. Steve LeGrue—Turned Bowls
10. Jeff Sechleski—Jewelry Box
11. Denis Muras—Toy Cars
12. Linzie Rogers—Tool Chest
13. Steve Wavro—Lion Intarsia
14. Bob Wink—Tramp Art Candle holder

Linzie Rogers crafted this tool chest as a project for a class. Made of alder its features include hand cut dovetails and separate walnut veneered drawers for tools.

Beautiful piece, Linzie.




Bill Cole shows the fine detail in this champagne flute that he turned from walnut and then inserted (not inlaid) the rings.

Cheers, Bill!



Dennis April crafted these lighthouses from a variety of woods: pecan, poplar, padauk, mahogany, cypress, black walnut, and oak. The tops have battery operated lights for a realistic touch.

Can model boats be next, Dennis?




SIGN UP TO HELP AT THE GATHERING OF THE GUILDS AT THE HOUSTON CENTER FOR CONTEMPORARY CRAFT BRING YOUR PIECES TO DISPLAY ON SEPTEMBER 17TH. SHOW OFF YOUR WORK AND TALK ABOUT WWCH.

JULY SHOW AND TELL



Andy Anderson gears up to act like a big wheel. The walnut cutting board was formerly a plaque!

Hmmm....maybe an award for Andy's "stand up" skills??



Bob Wink shows off a tall snuffing candle holder fashioned in tramp art style, made from found items at country stores.

Bob holds a Texas A&M wall plaque.

Love the recycle ingenuity, Bob.



Glenn Edwards holds a finely scrollsawed August Cross made for a wedding anniversary.

Glenn presented one of these crosses to Mrs. John Jackson on behalf of the club.

Thank you Glenn, and happy anniversary.



Jeff Schelski's wood hinged jewelry box is crafted from spalted poplar and walnut with fine finger joints and a welding rod as a hinge pin.

Nice work. Jeff.



Steven Driver's rosewood pepper mill and the turning handle have touches of turquoise for accents.

Nice!!!



SHOP CRAWL'S A COMIN'

List your shop so club members can come see your set up and tools.

Mark your calendar for November 12 (after the regular meeting) so YOU don't miss any of the fun!



Steve Wavro wowed club members with his intarsia lion— 139 pieces. Primarily of Spanish cedar, other woods used were walnut, poplar, yellowheart, cherry and aspen.

Just grrreeaaaat, Steve!



JULY SHOW AND TELL



Worm scars and carved flutes make for some nicely crafted turned bowls of ambrosia maple by **Steve LeGrue**.
So uniquely beautiful, Steve.



Jack Hutchison made these samples of vacuumed veneered boards of bubinga and cherry as samples for his daughter's bedroom.
Can't wait to see the finished things, Jack!

Coffee urn for coffee-a-holics? Well, **John Gay** declares it IS a dog house complete with secret compartments for awards, treats, leashes, and sooo much more. The "urn" portion is intended as an armoire for doggie duds. It went to the Astroworld Dog Show in July!

John's creative mind is going strong! What's next?



Denis Muras holds up a toy car, one of many he made of poplar and maple, black walnut and other scrap woods.

Vaaa-room. Denis!



Lisa Clements crafted this beautiful table under the watchful eyes of her father. Originally Intended to be a computer desk, the wood is mostly Spanish cedar.

Keep up the good work, Lisa!




Help us find a shop, the use of a shop where we can make the toys for our Christmas Donation programs. We need a new home !

October Picnic

Polish your skills, get your timing down, and set your mind to WIN one of the competitions!



CLUB AND MEMBER INFORMATION – NEWS YOU CAN USE



DAVID MARKS – MEET & GREET HELPING THE HOMELESS

September 30, 4pm – 6 pm Circle Saw, 2510 Ella Blvd.
 October 1, 10am – Noon Rockler Woodworking, 3265 Southwest Freeway
 October 1, 3pm – 5 pm Woodcraft, 11707 W Sam Houston Pkwy S

Help Us Meet Our Goal of \$15,000 in Donations

These appearances are in support of the Turning Point Center, providing assistance to the elderly homeless in Harris County. David will be accepting donations for its **Sponsor-a-Bed Program**.

Drop by and say “Hi”, bring a camera to have your picture taken with David and help support a great cause. Checks preferred.

For more information see the website: djmarks.com

OPPORTUNITY

Long-time WWCH member **Charlie Sylvester** needs to liquidate his excellent shop. His tools are all in great shape, well catalogued, and priced to sell. Photos are posted on the WWCH web site at: <http://wwch.org/TradPost/TradingPost.htm>

KUDOS

Scott Holmes’ articles on finishing are being published in the American Woodworker magazine. The series began in the December / January issues.

Congratulations, Scott !!!

See **Clark Kellogg’s** article “How to Cut Better Dovetails with Shop Made Tools” in Fine Woodworking Magazine. Quite extensive coverage and beautifully photographed.

Great article, Clark!!!

<http://www.finewoodworking.com/SkillsAndTechniques/SkillsAndTechniquesPDF.aspx?id=34091> Click on View as a pdf to see entire article.

ROCKLER
WOODWORKING AND HARDWARE

Create with Confidence™

**Check out our Back-to-Shop Sale
ending August 26th**

3265 Southwest Fwy. • Houston, TX 77027 • (713) 622-6567 • Rockler30.com
 Store Hours: M-F 9 am-6 pm • Sat 9 am-5 pm Sun 11 am-4 pm

Woodworkers Club of Houston

782 Maler Rd.
Sealy, TX 77474

NEXT MEETING
AUGUST 13, 2011

9AM TO 11:30AM
BAYLAND COMMUNITY CENTER
6400 Bissonnet

AUGUST PRESENTER
Rick Spacek
Speaks on Pyrography

CONTACT US AT
wwch@wwch.org

We're on the web!

www.wwch.org

WWCH BOARD OF DIRECTORS

OFFICERS

President	Roslyn Hager
Vice President	Steve Wavro
Secretary	Dan Smith
Treasurer	Norm Nichols
Publications Director	Gary Rowen
Immediate Past President/Director	John Gay



DIRECTORS


Bill Cole Denis Muras Linzie Rogers

COMMITTEE CHAIRS AND CLUB SERVICE PROVIDERS

Book Library	John Gay
Donuts	Bill Cole
Historian	VACANT
Members/Name Tags	Lorraine Lewis
Membership Book	Gary Rowen
Newsletter	Joyce Saylan
Photographer	Gary Rowen
Raffle	Don Singer
Refreshments	Dave Kissinger
Technology	Denis Muras
Video Library	Blaine Stokes
Web Master	Gary Rowen

Guests are always welcome at WWCH.

**WWCH SHIRTS AND CAPS
GET YOURS TODAY!**



\$22.00

Place your shirt order with Bill Cole at any regular club meeting. Pick up a cap at the meeting, too. Want your name on your shirt? Bill will arrange the custom embroidery! Be WWCH proud!



\$ 6.00

Newsletter Publication

This newsletter is edited and distributed by Joyce Saylan, who may be contacted by email at sayjoyce@hotmail.com.

WWCH PURPOSE

The Woodworkers Club of Houston is a group of men and women of all ages and skill levels who promote, educate, and share the craft of woodworking. The club meets the second Saturday of every month from 9-11:30 at Bayland Community Center, 6400 Bissonnet at Hillcroft. Guests are always welcome at no charge. Membership dues are \$24 per year, or about the price of one good clamp!