

# Woodworkers Club of Houston

*Man is a tool-using animal. Nowhere do you find him without tools; without tools he is nothing, with tools he is all.*  
...Thomas Carlyle

Volume 27 Issue 4

April 2011

## Inside this issue:

President's Message	1
New Members	1
April Speaker	1
Calendar, April Field Trip	2
Volunteer Opportunity	2
Scroll Saw Splinter Group	3
Recap: March Field Trip	4-5
Member Info, Offers & Kudos	6
News You can Use	7
Library Additions	7
Dues, Caps and Shirts	8

## MESSAGE FROM THE PRESIDENT

What an incredible meeting we had at Richard Black's shop. He and his wife Ardis were extremely gracious hosts who opened their shop to us, shared wonderful stories, and invited us to wander their beautiful grounds that back up to Lake Houston. These are people who plan.

His cues are works of art, and he was happy to share many of his techniques and show off the equipment he uses to create his world famous pool cues. He also pointed out that, depending on complexity, many months of planning can be required to design a single cue.

I'm delighted I was able to attend and know everyone there was glad they came. The pictures included here are only a fraction of those taken that day. Be sure to check our web site for more.

A big THANK YOU to Steve Wavro for making this happen.

*Roslyn Hager, President*

## Welcome New Members

Tim Ochou  
Sarwar Syed  
Earl Motes  
David Garcia  
John Yaremko

## APRIL SPEAKER – STEVE PROCTER AND AN INVITATION TO TOUR

**Steve Procter**, presentation speaker for the April WWCH meeting, and his wife invite members to an **open house tour** after the meeting from 12 noon until 4 pm to come see his work live!

Steve's April presentation at the meeting will be on architectural woodwork, including incorporating classical architectural elements into cabinetry and millwork. This will be primarily a PowerPoint presentation. The presentation will be mostly about furniture, cabinetry and millwork found in my home.

**The general location is off Hwy 6 near Sienna Plantation.** We might have some snacks-maybe fresh baked cookies! Address will be provided at the meeting.

From Bayland Community Center go south on Hillcroft to the Fort Bend Tollway. The tollway ends at Hwy 6, about 2 miles east my home. However, EZ Tag is required for the tollway. The non-toll route uses 1092 (Murphy Road, known as Wilcrest north of 59) to connect with Hwy 6 about 4 miles west of my location.

See you Saturday!

Spring just sprouts arts festivals and craft fairs throughout the Houston area where ideas are everywhere.

Visit a few. Exhibit at a few.

Take a youngster with you and see the world through their eyes...it's amazing what they see!

Inspiration is all around us.

## VOLUNTEER OPPORTUNITY

### Sign up to participate in the Texas Ramp Project

**John Laine**, Executive Director of the Texas Ramp Project, is organizing a group in Houston to build wheelchair ramps for people in need. The next **training build** is planned for **Saturday, April 16**. Several members are signed up: Bill White, Vickie Osburn, Larry Schulgen, Matt Phillips, Ed Bramblett, John Gay, Andy Anderson, Alan Schofield and Steve Wavro. If you are available on April 16th, or perhaps a future date, contact **Steve Wavro**: [txwave1@msn.com](mailto:txwave1@msn.com).

## SCROLL SAW SPLINTER GROUP

### Back by popular demand- Bob Coltharp

The Scroll Saw Splinter Group's next meeting is April 23rd at the Woodcraft store on Beltway 8 (11707 W Sam Houston Parkway S). Meeting will start at 9:30 AM.

We are very fortunate to have back by popular demand our very own Bob Coltharp. Bob will bring us the latest and greatest information and techniques on how he cuts his beautiful puzzles. He will talk about types of wood to use for specific applications, blades to use, applying pictures, and his cutting tips and tricks.

Bob will have some small puzzles for us to cut out and help us with cutting these puzzles. We will have at least three scroll saws set up for you to use. If you ever wanted to know how to cut puzzles or have tried it and have questions, don't miss this meeting.

## Calendar of Upcoming Events

### April 9 – APRIL MONTHLY MEETING

**Speaker: Steve Procter, WWCH member**, will have a presentation on interior architectural design.



### April 16 – Texas Ramp Training Date

### April 30 – Field Trip to M&G Sawmill

### May 14 – May Monthly Meeting

**Speaker: Alan Barr**, sawmill operator and rustic furniture maker.

### July 20-23 – Woodworking Show in Las Vegas

*Viva Las Vegas! Hot town, cool show!*

Contact **Denis Muras** if you are interested in joining the caravan to Las Vegas. What you find in Las Vegas you can bring home on the bus! ...*well, maybe!* See the website for more information: [www.awfsfair.org](http://www.awfsfair.org)

## SPEAKER COMING IN MAY

**Allan Barr**, sawmill operator and rustic furniture maker featured in April 2011 edition of Creative Woodworks & Crafts Magazine, will be our guest speaker at the May 14th meeting.



## FIELD TRIP TO THE M&G SAWMILL – APRIL 30, 2011

**Join us for another fabulous field trip!** Michael Carnline, one of the owners of the mill extends an invitation to WWCH members for the tour to the M&G sawmill. It's booking up. Arrive a few minutes before **10:00 am** for the one hour tour/demo of the facilities.

Afterwards, Michael will treat us to hot dogs and soft drinks. How is that for a gracious host? Also, Michael will stay as long as it takes to help everyone who wants to buy wood to finish their purchasing. See the website [mgsawmill.com](http://mgsawmill.com) for a glimpse of what we will be seeing on this trip. While at that site, you can print out a map to the mill which is about 12 miles west of Huntsville. I realize this is quite a drive, but based on reports from those who have been there on previous field trips, it is well worth the time and effort to attend. If you are unable to print a map, I will have a limited number available at the April 9th WWCH meeting.

Also at the April meeting we will be taking a **head count of those who will be going on this trip** so we can advise Mr. Carnline. If you plan to go, but will not be at the April 9th meeting, please send me an email to: [txcole@att.net](mailto:txcole@att.net) to that effect so we will have as accurate a head count at possible.


Thank you. Bill Cole

## WWCH MEMBERS PRESENTERS AT SCROLLSAW MEETING


### Scroll Saw Show and Tell Photos:

1. Denis Muras showed the progress he has made on his Wooden Gear clock
2. Eddie Morales showed the heart boxes he recently made, along with a cross and peace sign
3. Fusheng Wang took items found at Hobby Lobby and made "marbles" for a friend's Wahoo board game
4. Mark Bering showed off his plaque in a picture frame
5. Norm Nichols cut out these votive candle holders and plans to submit them to one of the scroll saw magazines
6. Steve Wavro showed his walnut plaque

After Show and Tell, we broke out into two rooms and practiced cutting techniques. Norm explains which techniques to practice and practice, they do.



## WOODWORKERS CLUB OF HOUSTON AND SCROLL SAW SPLINTER GROUP MEMBERS



Thank you to all who contributed photos and text to this issue for the Scroll Saw Group and the field trip to Richard Black's workshop. Keep those cameras, and smiles, flashing.

RECAP - FIELD TRIP TO  
**Mr. RICHARD BLACK'S WORKSHOP**  
 Nationally Acclaimed Custom Pool Cue Craftsman



Welcome to God's Country!  
 Thank you, Richard Black for  
 inviting the WWCH members  
 to your beautiful home.  
 What an experience.



Members,  
 Our March meeting was held at  
 Richard Black's workshop and what  
 fun it was, as well as a unique  
 learning experience. Being a master  
 pool cue maker, he was very open  
 with how to questions about making  
 cues and the use of materials and  
 tools that he uses.



A photo shows the work station  
 where he makes some of his many  
 designs with a computer guided  
 machine. At one time he never  
 would have used one, but, then why  
 not use the tools that improve your  
 work and enable you to bring your  
 designs to where you want them to  
 be.



Another photo is of one of his best  
 of show award winning cues. This  
 cue was fascinating. Looking at it,  
 it appears square and maybe concave  
 but it is round. The curved inlays  
 gives it an optical illusion of square.  
 Just a wonderful cue.

John L. Gay



**Shop & Shop CNC photos:**

Richard has five industrial grade lathes, each of them setup to perform specific tasks. The is a fairly recent addition. He and a friend built the CNC, a recent addition, which works on 4 axis - X, Y, Z and what he called the A axis, the curve around the cue.



**Wurlitzer Cue photos:**

This cue was influenced by an old Wurlitzer juke box. Note the juke box cue caps and the detail on the butt of the cue.



All cue shafts are made from hard maple. Somewhere along the line, Richard began adding inlays into the shafts. You can see the musical notes in the shaft of the Wurlitzer cue and the juke box top.

**Cues in Progress photos:**

These pictures show cues in various stages of completion.

**Hall of Fame:**

Richard was inducted into the American Cuemakers Association Hall of Fame in 2009.

**Pool Table Leg:**

This pool table was built in the 1890s and was owned by Bill Gates' (Microsoft) father. Richard purchased this table for \$200.00 from an American Legion - I believe it was in the 1990s. Richard's wife, Ardis, said the silver overlays were actually black when they bought it, and when they started cleaning it, saw it was shiny, they decided to have it appraised. It turned out to be silver plated.



More photos will be available on the website shortly. What an amazing day!

## INFORMATION AND OFFERS

**Rose Engine**, a company that produces an Ornamental Lathe used to produce detailed turnings on objects. Wild stuff...

<http://roseengine1.com/>

### 16,000 PLANS AND PROJECTS

<http://www.tedswoodworking.com/>

**FREE WOOD** on Eldridge Rd. in Sugar Land. Contact Sam Grice directly at [samgrice@windstream.net](mailto:samgrice@windstream.net). Tree recently cut down at Church. Excellent turning wood, red with very dark red heart. Act fast.

**FREE OLD WOODWORKING BOOKS** in pdf format

[http://www.evenfallstudios.com/woodworks\\_library/woodworks\\_library.html](http://www.evenfallstudios.com/woodworks_library/woodworks_library.html)

**ACCEPTING OFFERS** for wood pieces Sandra Loechel has available 5 large pieces and 4 small pieces (small would make wonderful clock mountings). The largest piece is 70x40x2.5 inches. Let's negotiate. (915-449-2973 or work 281-283-0271)

**HELP NEEDED** to refinish a few wood rifle parts that have been covered in cosmoline for quite a long time and were recently cleaned. Will commission some person or firm to refinish these rifle wood parts. The rifles are Mosin Nagant 91/30 of the WWII era. Contact Viet Dang at [vdang@veedang.com](mailto:vdang@veedang.com)

**BOARDS OF RED OAK** for sale. Mike D/Orazio, Creative Art & Woodworks at [mjdtexan@gmail.com](mailto:mjdtexan@gmail.com) buys rough lumber, several hundred feet at a time. Always available: kiln dried 4/4 FAS Red Oak for \$3 a board foot -- two sides planed, one side straight edge. Located north east of town on Nightingale Dr. An apprentice woodworker, he's having a great time.

**NEEDS A ROLLING PIN** at a reasonable price. 16" long, 1.5" diameter ends rounded but not tapered and smooth!!! I like the wood Purpleheart but will listen if you have wood that is equally hard. Please email an estimate (hate the phone). *Thank you, Judy Gonzales.*

## World's Tallest Treehouse Built From Reclaimed Wood



When God told Horace Burgess to build a treehouse, He promised that Burgess would never run out of materials. So far he hasn't. Using tons of reclaimed wood, Burgess has built a 10 story treehouse in Crossville, Tennessee. Burgess claims it is the world's largest treehouse and since no one has disputed him yet, his fantastic 100 foot tall structure continues its reign. Known as the Minister's Treehouse, it should not be confused with the world's tallest wooden building soon to be built, because its foundation is an 80-foot-tall white oak tree.

See oh so much more at <http://inhabitat.com/worlds-tallest-treehouse-came-in-a-vision>

## CONGRATULATIONS TO JOHN GAY



Full story coming next month.

**John Gay's** wonderfully curved and laminated free form bowl won second place in the Show Off competition at the W Woodworking Show in Katy. John will get good use out of his prize—a Bosch sander.



## CLUB AND MEMBER INFORMATION

Please send inquiries to [wwch@wwch.org](mailto:wwch@wwch.org). All comments will be forwarded to the appropriate person for response.

### NEWS YOU CAN USE

**Historic Houston**, [www.historichouston.org](http://www.historichouston.org) is a resource for flooring, lumber, hardware, doors, windows, shutters, fireplace mantles and more.

**Wood Marvels**, [www.woodmarvels.com](http://www.woodmarvels.com)  
Plans for various toys. Mostly for CNC machines.

**Fine Scrollsaw Works**, [www.finescrollsaw.com](http://www.finescrollsaw.com)  
Plans for sale of some intricate fretwork:

**D&M Woodcraft**, <http://d-mwoodcraft.itgo.com>  
Toys and Other Interesting Works

**Scrollsaw Splinter group** [www.dfwscrollers.com](http://www.dfwscrollers.com)  
will feature Lyndal Hutcherson talking about spiral blades.

**PROMOTE YOUR WEBSITE HERE** or on our website: [wwch.org](http://wwch.org). Follow the instructions.

### ADDITIONS TO THE LIBRARY

Several new DVDs have been added to the club library. Call Blaine Stokes to arrange for information.

Woodturning with Alan Lacer - Getting Started Right  
Bandsaw Veneers with David J. Marks

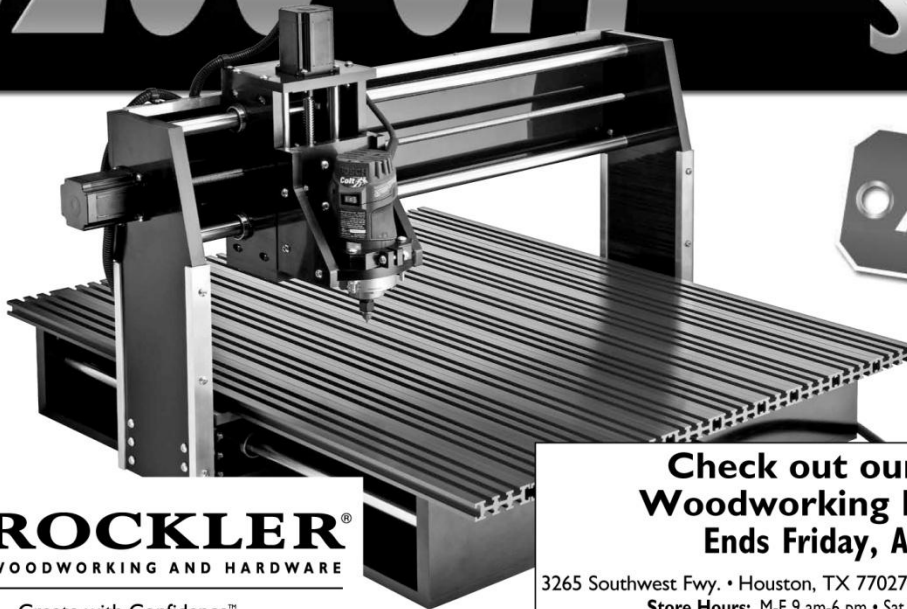
Mastering Woodworking Machines with Mark  
Dunginske

In the Workshop with Charles Neil - Basic Shop and  
Woodworking Fundamentals

**THANKS FOR THE LOAN OF THE WOODWORKING VIDEOS.** Still searching for whomever loaned them to us. Please contact Blaine Stokes so he can return them to you.

Keep the information flowing. If you've found great websites or upcoming seminars/shows, share them via the newsletter.

# \$200 OFF ANY CNC SHARK



**ROCKLER®**  
WOODWORKING AND HARDWARE

Create with Confidence™

**Check out our National  
Woodworking Month Sale!  
Ends Friday, April 29th.**

3265 Southwest Fwy. • Houston, TX 77027 • (713) 622-6567 • [Rockler30.com](http://Rockler30.com)  
Store Hours: M-F 9 am-6 pm • Sat 9 am-5 pm Sun 11 am-4 pm

# Woodworkers Club *of Houston*

782 Maler Rd.  
Sealy, TX 77474

## NEXT MEETING

**APRIL 9, 2011**

9AM TO 11:30AM

BAYLAND COMMUNITY CENTER  
6400 Bissonnet

## APRIL PRESENTER

**STEVE PROCTER**

Interior Architectural Design

## CONTACT US AT

[wwch@wwch.org](mailto:wwch@wwch.org)

***We're on the web!***

**www.wwch.org**

## WWCH BOARD OF DIRECTORS

### OFFICERS

President	Roslyn Hager
Vice President	Steve Wavro
Secretary	Dan Smith
Treasurer	Norm Nichols
Publications Director	Gary Rowen
Immediate Past President/Director	John Gay

### DIRECTORS

Bill Cole    Denis Muras    Linzie Rogers

### COMMITTEE CHAIRS AND CLUB SERVICE PROVIDERS

Book Library	John Gay
Donuts	Bill Cole
Historian	Jeff Marks
Members/Name Tags	Lorraine Lewis
Membership Book	Gary Rowen
Newsletter	Joyce Saylan
Photographer	Gary Rowen
Raffle	Don Singer
Refreshments	Dave Kissinger
Technology	Denis Muras
Video Library	Blaine Stokes
Web Master	Gary Rowen

***Guests are always welcome at WWCH.***

## **CLUB SHIRTS AND CAPS – GET YOURS TODAY**

**Identify yourself as a WWCH member!** Shirts with the custom embroidered Woodworkers Club of Houston logo may be ordered from Bill Cole at any regular Club meeting while the custom embroidered caps are available on a "ready to go" basis at any regular Club meeting. If you like, your **NAME** can be embroidered on the shirt at no additional cost.

**Shirts: \$22.00    Caps: \$ 6.00**

### **Newsletter Publication**

**This newsletter is edited and distributed by Joyce Saylan, who may be contacted by email at [sayjoyce@hotmail.com](mailto:sayjoyce@hotmail.com).**

### **WWCH PURPOSE**

*The Woodworkers Club of Houston is a group of men and women of all ages and skill levels who promote, educate, and share the craft of woodworking. The club meets the second Saturday of every month from 9-11:30 at Bayland Community Center, 6400 Bissonnet at Hillcroft. Guests are always welcome at no charge. Membership dues are \$24 per year, or about the price of one good clamp!*