

# Woodworkers Club of Houston

## Interesting Facts about Wood:

In a 25 acre plot of rain forest on the island of Borneo, approximately 700 different species of trees can be found.

Approximately 1,182 different species of trees can be found in the United States.

Volume 28 Issue 9

September 2012

## Inside this issue:

President's Message	1
New Members	1
In Memoriam	1
September Speaker	1
Calendar & Opportunities	2
Splinter Groups, Picnic Info	3
Kudos, Speaker Recap	3
August Show and Tell	4&5
Atlanta Show Recap	6
Fundraising Event	7
Caps and Shirts	8

## Welcome New Members

Nancy Chiang  
Kathy Tucker  
Steven Tucker

*Remember to get your membership card, your name badge, and your directory!*

## IN MEMORIAM

## MESSAGE FROM THE PRESIDENT

The Lonesome Five returned home to Houston after five days of constant walking in Atlanta. While there we visited Highland Hardware, a classic old store with a balcony. Whatever you need, if they don't have it, it probably isn't made any more, and you don't need it anyway. Some of the staff have been there for more than twenty years. Next on the tour was a veneer shop. It was located in a very old nondescript building that could be easily missed. The contents were amazing. I have never seen so much book-matched, exotic veneer and boards in such a tiny space in my life. When I inquired if they knew what they had, they assured me they did know and also knew where to find it. The owner and his culinary baker helper are most knowledgeable. If you want it and can afford it, they have it.

Our next stop was Peachtree Woodworking Supply. We know them as the largest vendor at the Woodworking Show. They have a very attractive store. The fixtures included some interesting items made by the Atlanta Woodworking Club. Be sure to attend the September meeting to see pictures of these items. The next stop was Georgia's only Woodcraft Store. They have a shop and a classroom to die for. Nice people and skilled craftsmen make up the staff.

The next day we were off to the IWF Show. What a show! It was a sight to behold. The next two days were spent walking and walking and walking. There were hundreds of vendor displays of every conceivable machine and tool. If it had to do with furniture manufacturing, they were there. There were huge CNC routers cutting full size sheets of plywood, a compacter that makes wood bricks from saw dust, and Lee Valley miniature hand planes. It was a feast showing the range from modern technology to traditional historical hand tools. This show is an event not to be missed. Start making plans now for the Show next year in Las Vegas. (See page 6 for photos)

*Andy Anderson, President*

## SEPTEMBER SPEAKER – WAYNE SMITH

**Wayne Smith**, a representative of Mirka, the abrasives firm, will talk about abrasive technology, manufacture, and how it applies to woodworking. He'll introduce some of the new abrasive products.



Wayne is a Houston area native who has resided in Montgomery, Texas for the past 12 years. He has been with Mirka for 11 years covering the areas from Houston to New Orleans. In 1987 he started in the industry with Sherwin Williams Automotive Refinishes and then onto Sales Rep for an independent distributor as an Automotive Paint Refinish Technician

It's sure to be an informative meeting.



**John Linscomb** passed away in his sleep this week. He was 92. John has been an active club member for the past few years and participated in the scroll saw splinter group. A sympathy card will be available at Saturday's meeting for members to sign.

His daughter Cindy said, "Here is a picture of my beloved Dad turning a bowl. Oh how he loved his woodworking. He so looked forward to every meeting and said he always learned something. He really enjoyed meeting and talking to all of you." All are invited to the John Linscomb Memorial Service, 11:00AM, Saturday, September 8, at the Sugar Land Bible Church, 401 Matlidge Way, Sugar Land, TX 281-491-7773.

Reception at the Church follows the service. All are invited to the Lipscomb Home afterward: 602 Salerno, Venetian Estates.

## OPPORTUNITIES

*If you are a WWCH club member and are interested in these inquiries, please contact us at [wwch@wwch.org](mailto:wwch@wwch.org) or contact Gary Rowen at his phone number in the membership book.*

**Peter Guymain** needs two small boxes made from 1/4" plywood without any finish on them. The lid does not need to be attached. They are required rather urgently. If you are interested please contact Gary for contact information.

**Jason Bell** is interested in getting into woodworking, specifically using a table saw and router, but is not really sure where to begin. The Rockler folks on 59 referred him to WWCH. Any suggestions where he should start?

He says: I was looking at taking some classes on building cabinets and such (goal is to build a dresser), but my Saturday mornings are booked solid for the rest of the year and it seems like all the classes in Houston take up the whole weekend. Any suggestions?

Reply directly to him at: [jasn.bell@yahoo.com](mailto:jasn.bell@yahoo.com)

**Randal Engel**, from down under, read one of our posted articles, "Wood Finishing with Oil by Ray Lancon" and has a question. Ray provided a recipe for Linseed oil but did provide one for Tung oil? Does he have one? Also, with Ray's method using Watco Danish and wax is there a different approach with oily woods such as Teak?

**Chadd Bolding** needs to "borrow" a shop. He spoke with Lance at Woodcraft who mentioned that there may be shop owners in town who would allow him to use their facility to build a few projects. Chadd lives downtown and works in the Galleria area, but for the right arrangement, he is willing to drive.

All he needs is a table saw and cabinet clamps. He will be using a biscuit joiner and router as well but has no problem purchasing these tools if they are not available.

[cbolding@cresa.com](mailto:cbolding@cresa.com)

*Note: See photo of project on Trading Post posted as "Project Needed" - <http://wwch.org/TradPost/TradingPost.htm>:*

**Jill and Richard Wagner** need repair work. The connection between a bedroom dresser and a leg (1 of 4) was broken in a recent move. They'd like to fix the broken leg or have a whole new leg of the same style created. The broken leg is on the right of the yardstick, matched with a non-broken leg. The close-up of the damage is seen in the 2nd picture.

*Note: Photos published on WWCH website Trading Post <http://wwch.org/TradPost/TradingPost.htm>*

**Elise Carter** read our site with interest, regarding finishing woodworking pieces. She needs advice on good finishes for a floor in an old house that has 200 year old oak boards. The floor is in the old kitchen. She wants the floor to look old and natural, but be water resistant due to the kitchen location. Any thoughts are appreciated.

## CALENDAR OF UPCOMING EVENTS

### September 8 — Monthly Meeting

**Speaker: Wayne Smith, Abrasives for Woods**

**October Speaker — No Speaker ... BBQ instead!**

**Woodworking Classes—Fred Sandoval** holds woodworking classes the last two weekends of each month. For information: 281-793-3502 or [sandovalrederick96@yahoo.com](mailto:sandovalrederick96@yahoo.com).

**COMING SOON: CNC Sawmill Visit – Details TBA**

**YOUR NEWSLETTER NEEDS YOUR NEWS**

## EVENTS AND OPPORTUNITIES

### CALL FOR ENTRIES

#### Bayou City Art Festival - Memorial Park!

Application Deadline - October 26, 2012

[www.zapplication.org](http://www.zapplication.org) Entry Fee: \$30.00

Festival Dates: March 22 – 24, 2013

Information: [www.bayouartfestival.com/artist-information](http://www.bayouartfestival.com/artist-information)

Laura Veale: [Laura@bayouartfestival.com](mailto:Laura@bayouartfestival.com)

## ANNUAL GATHERING OF THE GUILDS

SATURDAY, SEPTEMBER 15<sup>TH</sup> 10AM-5PM

### HOUSTON CENTER FOR CONTEMPORARY CRAFT

MEMBERS, PLEASE **SIGN UP** TO MAN THE TABLES, BRING YOUR OUTSTANDING PROJECTS TO DISPLAY ON THE CLUB'S TABLE, AND GET READY TO WOW THE THROGS OF VISITORS ON THE MUSEUM DISTRICT FREE DAY.

**Please bring your items to this Saturday's meeting.** John Gay will take them to HCCC and return them to you at the October meeting.

## FORT BEND COUNTY FAIR

The Ft. Bend County Fair opens September 28 thru October 7. What will you be entering this year?

Besides woodworking and scroll saw, there are many other categories. Any Ft. Bend resident is legible to enter. For a list of the categories see this website

<http://fortbendcountyfair.com/files/ashx?t=fg&f=2012-OpenAdult-Rules.pdf> See all the divisions that are open to you. Bring your items to Building B at the fair grounds on September 26th between 11 AM and 7 PM or on September 27th between 8 AM and noon. You, your spouse, family, friends, and neighbors of the county can enter items in the Open Adult Division of the fair.

## CRAFT SHOW DONATIONS NEEDED

### Arts and Craft Show in Missouri City United Methodist Church on November 10, 2012.

WWCH members, and friends, are asked to donate some of their woodworking projects as a fundraiser for the club (returned if not sold). The success of this "trial run" will determine if it is economically feasible to make it an annual event. **Only two booth volunteers per shift are needed.** See page 7...

## OCTOBER WWCH PICNIC NEWS

**WE'VE ORDERED GOOD WEATHER AND GOOD BARBEQUE FOR OCTOBER 13<sup>TH</sup>,  
SO, GOOD FRIENDS, COME MINGLE, EAT, DRINK, HAVE A GREAT TIME, AND WIN LOTS OF RAFFLE ITEMS!**

### PURCHASE YOUR TICKETS AT SATURDAY'S MEETING (\$8.50) No tickets sold "at the gate."

The annual **WWCH picnic** will be held on the second Saturday in October. The **meeting will be abbreviated and there will be no speaker** so we can get to that great BBQ and to those great raffle items. **Do exercise those culinary creativity talents and bring some home-crafted desserts. We will guarantee an appreciative welcome. We've reserved a large dessert table!!**

Your Raffle Coordinator, Denis Muras, reports that prizes are coming in nicely. We have received a Worksharp 3000 System from Darex. Also included are a number of WoodWhisperer episodes and a couple of signed copies of his finishing book. Gorilla Glue has sent a couple of large boxes of glue: Gorilla Glue, Gorilla Polyurethane, Gorilla CA Glue and Gorilla Tape. Along with the sticky stuff, they sent some t-shirts and caps. Toymaker Press (<http://www.toymakerpress.com>) has sent a box with of their boxes and plans. We have received a package from David Marks woodworking, a number of his videos, including his latest, Double Bevel Marquetry. We are talking to our local Rockler and Woodcraft for donations as well. They are trying to decide what to give. We also have had a couple of members donate items. We have a Porter-Cable 690 Router with a fixed and plunge bases. Another member asks what type of Dewalt product we suggest he donate. I will continue to reach to past donors and solicit items.

### KUDOS

John Gay's helicopter dog house won this trophy and the People's Choice Award from Citizen's for Animal Protection at the World Series of Dog Shows in July! *Bow WOW, John!!!*



### AUGUST SPEAKER RECAP CHARLIE COZEWITH

#### "An Introduction to Building Wooden Ship Models"

Charlie Cozewith gave a brief history of ship modeling, from the discovery of models in Egyptian tombs to its evolution into a hobby in the United States in the 1930s. Today, the hobby encompasses a wide variety of vessel types, from row boats to aircraft carriers, modeled in wood, plastic, and even card stock. Charlie's presentation focused on how to build a ship's hull in wood. He explained how to interpret ship plans and use them as a basis for constructing a ship's hull by several different techniques. The use of one of these methods, called plank-on-bulkhead, was illustrated with a series of slides showing the start to finish construction of a British frigate from the 1770s. A list of resources was provided for anyone interested in getting started into the hobby.

Charlie Cozewith has been building ship models for about 40 years, concentrating on sailing ships from the 18th and 19th centuries. He started with kits, as most modelers do, and then transitioned to scratch building from plans after he had several model's worth of experience. He has been president, and is now newsletter editor, of the Gulf Coast Ship Modelers Society, and has served on the Board of Directors of the Houston Maritime Museum where he is currently an active volunteer.

### SPLINTER GROUPS

**The Toy Splinter Group** had over 13 helpers at the last meeting. Join in! It meets the second and fourth Wednesdays at Tim Shaunty's shop at 3614 Thistle, near 288 and Beltway 8 from 7pm to 9pm to build toy cars for the Christmas donations. 3,000 plus and counting. Coffee and cake are always provided.


Contacts: Andy Anderson at 713-723-1030 or cell 713-409-7030 or Tim Shaunty at 713-503-2289.

**Hand Tool Splinter Group** meets the 4th Thursday of the month at 7-9pm at Mark Bolinger's garage in Sugar Land near the Hwy 6 and 90A. Email Mark at [marksmithb@windstream.net](mailto:marksmithb@windstream.net) for directions and the speaker's topic.

**The Scroll Saw Splinter Group** meets on the 4th Saturday at Woodcraft Southwest on Beltway 8 and Hwy 59 at 9:30 AM. We need fresh ideas for discussion, so bring your suggestions, your questions, your works in progress, and show off your completed projects so others are inspired by your works.

Take advantage of Woodcraft's saws that they let us use. Here is your chance to practice!

The club laptop is available to show the many resources online, both free and fee.



# AUGUST SHOW AND TELL

## PRESENTERS

1. **Mark Bolinger/Cliff Ober**—Pipe Boxes
2. **Donna Chiang**—Box in Pine
3. **Glenn Edwards**—Scrollsawed Crosses
4. **John Gay**—Book Stand
5. **Lon Kelley**—End Grain in Pine
6. **Dave Kissinger**—Bird Carving
7. **Denis Muras**—Toy Car
8. **Norm Nichols**—British Phone Booth
9. **Steve Procter**—Slides of His Home Theatr Article
10. **Fred Sandoval**—Kid's Chair & Jig
11. **Charles Volek**—Intarsia Leprechaun
12. **Bob Wink**—Art Car Trophies, mock ups and Whimsical Head gear!



**Glenn Edwards** won a bunch of ribbons for his scroll sawed crosses at an arts and craft show in Springfield, Missouri. *Kudos, Glenn!*




**Fred Sandoval's** child's chair crafted in American Red Oak with a Liberon Oil finish which, with several coats, he says is better than varnish. He made his own tenon-cutter jig in maple which can scribe all sizes of arcs like a Trammel. He highly recommends Japanese Saws—they make a really tight fit.



**Denis Muras** made a toy car designed from a new Toy Maker Press pattern in Black Walnut and maple. ToyMakerPress.com has many plans, patterns, and discounts in their newsletter!



**Charles Volek** found this pattern for a leprechaun intarsia, but modified it to his liking. Woods used are yellow heart, walnut, and peroba rosa. He mixed his own stain for the "Kelly Green". *May ye find yer pot-o-gold before the rain has turned to mold.*



**Donna Chiang** presented this beautiful box in pine crafted as a project in Fred Sandoval's woodworking class.




**Mark Bolinger and Cliff Ober**, a pair of woodworkers, provided a pair of pipe boxes constructed in pear and cherry from the same pattern, with a few individual alterations. Drawers were dovetailed, sides band sawed for thickness, surfaced with a hand plane and a rabbit plane, and smoothing plane and 220' sand paper.. Boiled linseed oil, mineral spirits and varnish finished the works.

# AUGUST SHOW AND TELL





**Norm Nichols** scroll sawed this British Phone Booth from a Sue Mey design to please his wife who is an Anglophile (*lover of all things British*). Made in fiberboard, Norm stated "never again". At least the red craft paint affixed with suitable ease.

**Bob Wink** is hard at work creating more Art Car trophies, and radio-controlled Flintstone-mobile (brought the sample...life-sized car will be ready in May) and a whimsical, solar panel head gear. *There's a story behind that one!!*



**Lon Kelley** went dumpster diving and came away with these components: 2x4s, 2x6s, and 8x8 pieces of pine. A little slicing into tiles, strategic arrangement (with end grains showing), a little glue and he had this treasure!



**Steve Procter** presented a slide show of his ever-evolving Home Theater which was featured in the September issue of Home Theater Magazine. Secret doors behind moveable bookcases, cobblestone floors, and a cinewide screen with anamorphic lens. The room shows exquisite uses of African Mahogany and Brazilian Cherry. More photos later when we get to tour Steve's lovely home again. *Congrats on the article, Steve.*



**Dave Kissinger** found nature and Aransas Pass Nature Artists Classes. This beautifully carved bird in basswood with acrylic finish was the result.

**John Gay**, recycling guru, purloined yellow and clear pine for this podium with removable top and a slot to take tickets/donations that fall directly into the plexi-glass drawer. It's finished in marine varnish.

# RECAP ON THE ATLANTA IWF SHOW—AND SIDE TRIPS

## ON DISPLAY AT PEACH TREE SUPPLY: ATLANTA WOODWORKERS GUILD—ONE 2X4 CONTEST



Totem Pole carved by a member of the Atlanta Woodworkers Guild.



Bent Willow chair made by a member of the Atlanta Woodworkers Guild



David Garcia with a \$3100 slab of waterfall bubinga. for sale at Peachtree



David Garcia holds the base and top of a table made from one 8ft 2x4 (Contest entry of the Atlanta Woodworkers Guild).



Small chair made from one 2x4.

Wood Plane made from 2x4 as contest entry.



## HIGHLAND HARDWARE



Intarsia Marine Plaque.

Andy Anderson at Highland Woodworking Store in Atlanta. This is a great store to visit. It is an old building in the heart of Atlanta.

Andy's looking for a band saw blade. He said that he couldn't find any...



Box with Chip Carving by the Atlanta Woodworkers Guild member.



## WOODSHOP AND CLASSROOM AT THE WOODCRAFT STORE IN ATLANTA



Slab of Babinga displayed at the Woodcraft store.



MEMBERS, REMEMBER TO **SIGN IN AT THE BACK TABLE** WHEN YOU COME TO THE MEETINGS. WE NEED AN ACCURATE COUNT OF ATTENDANCE FOR THE BAYLAND COMMUNITY CENTER TO ASSIGN US TO THE BIG ROOM WE HAVE NOW.

### CLUB CRAFT SHOW/FUNDRAISING EVENT

To raise a few dollars for the club, we are scheduled to do a craft show November 10th at First United Methodist Church-Missouri City. We are in the process of **collecting donations** for this show **from you**, the members of the club. Any smaller pieces that you have crafted would be greatly appreciated.

Several members have donated their items and to them I say a big thank you. I know several others are working on items or have items ready to donate. Thank you to you folks also. Items can be turned into Norm Nichols at the Club or Scroll Saw meetings. He will log them in for the show. Any **items that do not sell will be returned to the owner.**

To give you an idea of items we have there are boxes, a birdhouse, several tramp art items, and crosses. We should be able to **make a little money for the club** and who knows, we might even attract a few potential members.

If you have any questions, please contact Norm

### ANOTHER CASE OF A TABLE SAW RELATED INJURY GOING TO TRIAL.

The jury made the correct decision and ruled against the injured party. It was his fault and he admitted that fact in his deposition.

<http://www.woodmagazine.com/blogs/woodworking-blog/2012/08/14/jury-sides-with-ryobi-in-tablesaw-liability-lawsuit/>

**THE ANNUAL PICNIC IS OCTOBER 13<sup>TH</sup>  
AFTER AN ABBREVIATED MONTHLY MEETING. MARK YOUR CALENDARS.  
PREPAY FOR THE BBQ AT THE SEPTEMBER MEETING (\$8.50)  
TO AVOID MAILING IT IN.**



Visit the Houston locations at:

60 FM 1960

Houston, TX 77090

281-880-0045

&

11707 W. Sam Houston Pkwy S.

Houston, TX 77031

281-988-9449

# Woodworkers Club of Houston

782 Maler Rd.  
Sealy, TX 77474

## NEXT MEETING

**SEPTEMBER 8, 2012**

9AM TO 11:30AM  
BAYLAND COMMUNITY CENTER  
6400 Bissonnet

**WALTER SMITH**  
Abrasives Technology

### CONTACT US

**Now on Facebook too:**

[www.facebook.com/pages/Woodworkers-Club-of-Houston](http://www.facebook.com/pages/Woodworkers-Club-of-Houston)

[wwch@wwch.org](mailto:wwch@wwch.org)

***We're on the web!***

[www.wwch.org](http://www.wwch.org)

**MEMBERS,**  
PLEASE PICK UP  
YOUR NAME  
BADGES,  
DISCOUNT CARDS,  
AND DIRECTORIES  
WHEN YOU COME  
TO THE MEETING.

DO SIGN IN SO WE  
HAVE AN  
ACCURATE COUNT  
OF MEMBERS  
ATTENDING THE  
MEETINGS. THE  
MORE MEMBERS  
WHO ATTEND, THE  
LONGER WE GET  
TO KEEP MEETING  
IN OUR LOVELY  
LARGE ROOM !!

## WWCH BOARD OF DIRECTORS

### OFFICERS

President	Andy Anderson
Vice President	Steve Procter
Acting Secretary	Denis Muras
Treasurer	Larry Page
Publications Director	Gary Rowen



### DIRECTORS

Lance Miles	Linzie Rogers
Jon Sears	Bob Wink

### COMMITTEE CHAIRS AND CLUB SERVICE PROVIDERS

Book Library	John Gay
Historian	VACANT
Members/Name Tags	Lorraine Lewis
Membership Book	Patti Page
Newsletter	Joyce Saylan
Photographer	Gary Rowen
Raffle	Don Singer
Refreshments	Dave Kissinger
Donuts	Roslyn Hager
Technology	Denis Muras
Video Library	Blaine Stokes
Web Master	Gary Rowen

## **SHIRTS! CAPS!**


**Get yours today!**  
**Wear your WWCH official shirt or cap to all the upcoming shows and workshops.**



Order a shirt or pick up a cap at the meeting.

Your name can be custom embroidered on the shirt!

**SHIRTS: \$22.00    CAPS: \$6.00**



**Guests are always welcome at WWCH**

**Newsletter Publication** --This newsletter is designed and distributed by Joyce Saylan. Send content or questions by email to [sayjoyce@hotmail.com](mailto:sayjoyce@hotmail.com).

### WWCH PURPOSE

The Woodworkers Club of Houston is a group of men and women of all ages and skill levels who promote, educate, and share the craft of woodworking. The club meets the second Saturday of every month from 9-11:30 at Bayland Community Center, 6400 Bissonnet at Hillcroft. Guests are always welcome at no charge. Membership dues are \$24 per year, or about the price of one good clamp!