

Woodworkers Club *of Houston*

Volume 31 Issue 10

October 2015

Inside this Issue

President's Message.....	p. 1
Splinter Groups.....	p. 2
Calendar of Events.....	p. 2
Annual Craft Show.....	p. 3
The Woodworking Show.....	p. 3
Veterans Ornament Project.....	p. 3
September Meeting Wrap-Up.....	p. 4
Show and Tell.....	p. 5, 6
Vendor Ad.....	p. 7
WWCH General Information.....	p. 7

New Members

Welcome to WWCH!

James Douglas

Pick up your Membership Directory, and sign in at each meeting so you will be counted.

Happy to have you with us!

Picnic Time!

Have you purchased your tickets for the picnic yet? If not, please contact David Janowitz asap (email elstupido@att.net or phone (713) 660-9330).

Any desserts brought to the picnic to share will be appreciated and eaten!

Denis Muras has been hard at work collecting items for the picnic raffle. So far, the list of raffle items includes:

- Worksharp 3000WS with accessories
- Kreg K5 System
- Rockler wall mounted dust collector with accessories
- Numerous books and videos
- Numerous shop accessories

If you have any items you'd like to donate, to the raffle, please contact Denis at denis_muras@yahoo.com.

MESSAGE FROM THE PRESIDENT

The big deal this month is of course the annual WWCH picnic on October 10 at Bayland Community Center. There will not be a speaker with a formal presentation, but there will be a show and tell. Spouses, family, and friends are welcome. Please make reservations if you haven't done so already by contacting our Treasurer David Janowitz by email at elstupido@att.net or phone at (713) 660-9330. We need to know how much barbeque and beverages to order. You can pay at the door if you haven't prepaid. Denis Muras has arranged some great raffles as usual with a lot of fabulous prizes.

It's that time of year to consider volunteering to help your WWCH operate for another year. Nominations for officers and board members are scheduled to be announced at the November meeting with elections in December. I have fulfilled the 3 consecutive year period on the board permitted by the WWCH bylaws. So a new President is needed, and believe me the job is not that difficult and doesn't really take much time.

In addition, a Refreshments Chair (coffee host) and Publications Director are needed. We really appreciate the time that Chuck Horton prepared coffee at our meetings. But I am amazed that no one misses their Saturday morning coffee enough to step up to the plate and take over for a while. This is not a permanent job you have to do the rest of your life.

The Publications Director is one of the voting officers of the club whose duties are:

Section 5. The Publications Director. The Publications Director shall:

- Serve as chair of the Publications Committee;
- Be responsible for the development and dissemination of all Club publications; and,
- Perform other duties as directed by the Board.

This might sound like a lot of work, but our newsletter editor, Lisa Sessions, takes care of the monthly newsletter, and other publications are generally simple one page marketing fliers. Various club

Continued on page 2

Splinter Groups

The CNC Router Splinter Group will meet at Patrick's place on Thursday, October 15th at 7:00pm. The address is 20734 Settlers Lake Circle North, Katy, TX, 77449. Contact Mike Turner at 281-633-1807 for further assistance

The Scroll Saw Splinter Group will meet October 24th at Woodcraft South, topic to be determined. We always are looking for your current works for Show and Tell along with Problems and Solutions. The Scrollsaw Splinter group has covered a lot of information these past few years, and we need the members to suggest ideas and/or make presentations. We thank Rick Spacek and Steve Wavro for their presentations on painting and spiral blades last meeting and Steve for Intarsia processes. See you in October! Group contacts: Norm at scrollsaw@comcast.net or Denis at denis_muras@yahoo.com.

The Toy Splinter Group The Toy Splinter Group is continuing to make toys for distribution to needy children. This month we delivered 117 toys to the Shriners Hospital for Children in Galveston. The staff was very excited and complimentary to the Woodworkers Club of Houston for our support, and they plan to come to one of our meetings to express their gratitude.

We try and make regular distributions to the hospitals since they have patients coming and going on a regular basis. Most of our distribution is done during December and the Holiday Season. Since these toys are presented by the Woodworkers Club, I'd like to again solicit your input into what organizations might be receptive to the toys. Our stated goal is to provide toys to disadvantaged children and this opens up a large potential audience of recipients. If you know of any organization that might be interested in receiving and distributing our toys, please let Andy Anderson or Tim Shaunty know.

Of course, we would like to invite you to join our group on the 2nd or 4th Wednesday of each month as we try and maximize the number of toys available for distribution. We meet at Tim Shaunty's shop, 3614 Thistle St., Houston 77047 from 7 - 9pm. Hope to see you there! For directions or questions, feel free to call Andy Anderson, Toy Coordinator, 713-409-7030, or Tim at 713-503-2284. Hope to see you soon!

President's Column

Continued from page 1

officers and members distribute publications when needed. The board can always use a little help to let people know about WWCH and what our club does and provide input to the Boards discussions and decisions.

Please consider volunteering and contact Roslyn Hager, Nominating Committee Chair, at the next meeting, at rghager@texaschildrens.org or (713) 721-1613. Thank you.

I look forward to seeing everyone and their significant others at the picnic.

Chuck Meeder, President

Splinter Groups, continued

The Sawmill Splinter Group is for those who are cutting and milling their own lumber or are interested in doing so. We discuss sawmills and the projects possible with the lumber. Anyone with logs to mill or an interest in the sawmill can contact Bill Lindsey at bill_lindsey@comcast.net.

Hand Tool Splinter Group: Our October meeting will be on October 24th at 7:00 PM. See you at 7pm—9pm at Mark Bolinger's garage in Sugar Land near Hwy 6 and 90A. Email Mark for directions or details at marksmithb@windstream.net.

WWCH Calendar

October 10	WWCH Picnic
October 14	Toy Splinter Group
October 15	CNC Router Splinter Group
October 19	Hand Tool Splinter Group
October 24	Scroll Saw Splinter Group
October 28	Toy Splinter Group

Rockler Associate Opening

Rockler is recruiting for a Retail Sales Associate to join their team in Houston, TX.

If you are interested in learning more about the position or in joining their team, you can find more information and apply online at <http://rockler.iapplicants.com/ViewJob-693857.html>.

Annual Craft Show

The Club's participation in the Nov 14th craft show is only a month away. The craft show will take place on Saturday, November 14th, at the First United Methodist Church, 3900 Lexington Blvd, Missouri City. ***If we are to be successful we need a lot more donations to put on our tables.*** Any small items you have would be greatly appreciated. Toys, baskets, plaques, pens, stoppers, crosses, games, you name it, we can use it. The Scroll Saw Splinter Group is donating a beautiful Noah's Ark.

Please bring your donations to the October meeting. Don't forget to put your name on the container. If that does not work for you, contact Norm to make arrangements to get your items. You can email Norm at scrollsaw@comcast.net. This is a very easy way for you to support your Club so let's all pitch in!

Norm will put the show together, but he cannot do the show itself as he will be participating in the show with his own booth. Therefore, we are asking someone to step up to run the set up on Friday night. Of course this show is the same day as our meeting in November which means someone will need to volunteer to miss the meeting and man the booth in the morning. Several people will be needed to man the booth in the afternoon and do the tear down.

In summary, here's what you can do for your club. Donate items for the booth. Provide set up help on Friday night. Man the booth on Saturday. Thank you in advance for your help.

Submitted by Norm Nichols

The Woodworking Show

Guess who's coming to town? If you guessed Santa Claus, you're correct. If you guessed The Woodworking Shows you may have earned an opportunity to win a free ticket to the Show. Details after Santa has left the building.

Next year the Show comes to the Pasadena Convention Center, Pasadena, TX, April 8 through April 10, 2016. For the show, WWCH has applied for a spot where we can host and show off our wonderful work. In return for a no-fee booth the Show requests that we conduct demonstrations or seminars. Denis Muras has already volunteered to conduct demos on scroll saw crafting. A tip-o-the-hammer to Denis for volunteering without being asked first.

Thinking optimistically that we will be given a booth, we will be asking for volunteers to work the booth in support of WWCH. In the past, the Show has provided some free tickets for those working the booth. Hopefully, they will do so again next year. You'll have the opportunity to sign up for a time slot after the new year.

Submitted by Gary Rowen

Tribute to Veterans Ornament Project

A couple of months ago, we issued several veteran tribute ornament patterns to the club. We asked people to make a few of these to be given out especially on Memorial Day. These ornaments are given out all year long. This activity is being coordinated by Rick Spacek.

So far this year Rick, has collected and given out 230 ornaments! That is a wonderful number. While I am sure these ornaments have made many veterans feel good, we can do more for them. It would be so nice to reach 500 by the end of the year. If people would just make three or four stacks of these ornaments, we could do it. If you need the pattern, please contact Rick Spacek at hoss7318@yahoo.com or Norm Nichols at scrollsaw@comcast.net.

WWCH Collecting Toys

WWCH is collecting **STUFFED ANIMALS** to distribute to the police. They carry these stuffed animals in their squad cars to give to children when they answer domestic disturbance calls. These soft and cuddly toys are so helpful to a traumatized and tearful child when their world is turned upside down.

Please bring stuffed animals you'd like to donate to a meeting and we'll take it from there.

September Meeting Wrap-Up

WWCH's own John Gay presented the program at the September meeting. John taught about wood turning. He brought a selection of items he has made on his lathe, and he noted that not all items must be made out of wood. One of the items he showed was made from Corian.



John informed the group that there is a club in Houston that is dedicated to wood turning, the Gulf Coast Woodturners Association. This group meets on the third Saturday morning of each month. You can find out more about this group at <http://gulfcoastwoodturners.org/>.

John brought his Rikon mini-lathe. He noted that this lathe has some nice features. It has a deep nut, which means you can put larger projects on it than you would think for this size lathe.

Working safely is of utmost importance, and John devoted several minutes of his lecture to safety. Before you turn on the lathe, you should spin it manually. This makes sure that any loose pieces are off the lathe, including the chuck key. Turning the lathe manually allows you to check everything out before running it at high speed, including the clearance and the balance of the piece.

Just like most types of woodworking, there are a lot of accessories you can purchase for your lathe. John listed some essential items and noted that one could probably start woodturning at around \$500 for all of the required equipment:

- An upgraded steel tool rest that will maintain a smooth finish after lots of use. This is better than the cast iron tool rest that often comes with the lathe. The cast iron rest is not as durable and will get chips and nicks in it with use which will prevent precision in your turning projects.
- A chuck kit for your lathe with a wide variety of jaws.
- A lathe faceplate
- A safety shield to protect your face from any chips that fly off
- Gauges and scrapers: John recommends a set with carbide blades to reduce time spent sharpening
- A painter's pyramid is a very useful tool to help find the center of mass of the wood. John noted that you need to find the wood's center of mass so the wood will be balanced in the lathe.
- A divider tool and depth gauge.



John then demonstrated how to properly load a piece into lathe and how to use a scraper and a gouge.

One interesting piece of information that John provided was that the best looking wood is wood that has been diseased or has had worms or other insect. This "damage" wood produces the prettiest turned products. He recommended watching for trees that have been cut down and collecting a few branches.

WWCH Toy Group to be Featured in Magazine

An article about the WWCH toy group will appear in the upcoming issue of Scroll Saw Woodworking & Crafts. The issue will be in newsstands in early November.

Show and Tell

Show and Tell write-up and photos submitted by Gary Rowen

PRESENTERS

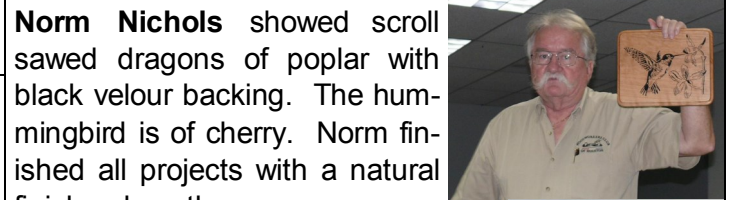
- Steve Wavro** Intarsia Cornucopia
- David Garcia** Praying Hands & Cross
- Chuck Lickwar** Dog Bowls & Pens
- D.L. Dickey** Inlaid Box
- Norm Nichols** Plaques & Golf Ball Cage
- Chuck Meeder** Walnut Bowl
- Charles Volek** Intarsia Owl
- David Janowitz** Table & Turned Ornaments
- Sean O'Connor** Rocking Horses
- Mark Bolinger** Plane Sticks
- Lon Kelley** Christmas Ornaments



David Garcia showed Club members his praying hands ornament of pallet wood and the other of maple.




Steve Wavro wanted to craft something for an upcoming church fall festival auction. Steve pointed out that all pieces contain no stain; it's the natural color of the wood. Before assembling, he sanded each piece to fit then added a coat of poly finish. After he assembled all the parts, Steve finished with two more coats of polyurethane finish. A cornucopia of species of wood graces his intarsia cornucopia.



Norm Nichols showed scroll sawed dragons of poplar with black velour backing. The hummingbird is of cherry. Norm finished all projects with a natural finish polyurethane.



Norm also showed a caged golf ball. He explained the trick for getting the golf ball into the cage. The cage is of basswood which he placed in boiling water for fifteen minutes which allowed the bars to be bent just enough to allow the golf ball to be inserted. The cage took five days to completely dry out.



Chuck Lickwar crafted some doggie bowls in recognizable dog forms to help raise money for a K9 rescue group. Chuck hogs out the bowls first with a Forstner bit then cleans up with a router. The wood is plain pine for construction that is whitewashed and finished with lacquer. Chuck recommends using quality sandpaper as he had to do a lot of sanding.

Chuck's pens are turned from various woods, definitely to use when writing home.



For a friend, **Sean O'Connor** made these two cherry rocking horses finished with Water Lux. The horses are designed not to tip over. Sean invited members to visit him at the Renaissance Festival, Gypsy Wagon Toys Shoppe.



Favorite Tools & Show and Tell



A gorgeous hexagonal inlaid box from **D.L. Dickey**.



A table of Osage orange crafted by **David Janowitz** was shown to Club members. He planed it down then used a belt sander to finish it off. Each turned leg has a shelf upon which rest the table top. Each leg tenon is split and then wedged tightly into a hole in the top by a piece of walnut. David said that the wood is amazingly heavy but takes finish nicely


David also showed a couple of ornaments made of Osage orange. He stuck a bell on one for fun.



Chuck Meeder used a gouging tool to create this hand carved bowl of walnut. Chuck used T88 epoxy that was so thick he didn't think it would fill the cracks. But over time the goo oozed through and filled the cracks.



Charles Volek showed Club members something to hoot about – a barn owl. As with Steve's cornucopia, Charles listed the many species of wood that he used.



Lon Kelley displayed some scroll sawed Christmas ornaments. Lon also showed members his ornament made from a laminated beam that he rescued from the trash.



Mark Bolinger showed Club members plane sticks which you can use to verify the flatness of a surface that you have just planed.



NEW!
\$27⁹⁹

**ROCKLER®
CLAMP-IT®
CORNER CLAMPING JIG**

- Holds panels at a precise right angle, freeing your hands so you can drive fasteners
- Dual clamps with soft pads to prevent marring
- Requires Clamp-It® (29190, sold separately)

SKU: 58918

SAVE OVER 35%

\$7⁹⁹

**ROCKLER® CLAMP-IT®
ASSEMBLY SQUARE**

Reg. \$12.99 SKU: 29190



Create with Confidence™

GRAND OPENING CELEBRATION PRICES GOOD 10/3-10/30/15

3265 Southwest Fwy. • Houston, TX 77027

(713) 622-6567 • Rockler30.com

Store Hours: M-F 9am - 7pm • Sat 9am - 6pm • Sun 11am - 4pm

WWCH General Information

WWCH BOARD OF DIRECTORS

OFFICERS

President	Chuck Meeder
Vice President	Mike Turner
Secretary	Steve Wavro
Treasurer	David Janowitz
Publications Director	Vacant

DIRECTORS

Bill Harris, Chuck Lickwar, Joe Cook,
Lynn Cummings

COMMITTEE CHAIRS AND CLUB SERVICE PROVIDERS

Book Library	John Gay
Donuts	Roslyn Hager
Club Logo Items	Norm Nichols
Membership Book	Patti Page
Members/Name Tags	Roslyn Hager
Newsletter	Lisa Sessions
Raffle	Lynn Cummings
Refreshments	Chuck Horton
Technology	Denis Muras
Video Library	Lisa Sessions
Web Master	Gary Rowen

NEXT MEETING

October 10, 2015

9:00AM TO 11:00AM, followed by Picnic & BBQ
BAYLAND COMMUNITY CENTER, 6400 Bissonnet

WWCH Picnic!

Guests are always welcome at WWCH meetings!

Newsletter Publication: Do you have an announcement or item for the newsletter? Send it to Lisa Sessions, WWCH Newsletter Editor, at lasessions@earthlink.net.

We're on the web!

www.wwch.org

**Like us on Facebook!
Woodworkers Club of Houston**

WWCH PURPOSE *The Woodworkers Club of Houston is a group of men and women of all ages and skill levels who promote, educate, and share the craft of woodworking. The club meets the second Saturday of every month from 9-11:30 at Bayland Community Center, 6400 Bissonnet at Hillcroft. Guests are always welcome at no charge. Membership dues are \$36 per year, or about the price of one good clamp!*