

# Woodworkers Club of Houston

"The only really good place to buy lumber is at a store where the lumber has already been cut and attached together in the form of furniture finished and put inside boxes."

— Dave Barry, *The Taming of the Screw*

"Use what talents you possess; the woods would be very silent if no birds sang there except those that sang best."

—Henry Van Dyke, Author

Volume 29 Issue 10

October 2013

## Inside this issue:

President's Message	1
New Members	1
October Picnic- No Speaker	1
Splinter Groups	2
Calendar & Events	2
Election Call for Officers	2
Fundraisers-Golf & Craft Fair	3
October Speaker Recap	3
September Show and Tell	4&5
Favorite Tool	5
October Picnic Raffle Items	6
Site to See	6
Woodcraft Sale	6
Pie Box Update & Art Fair	7
Caps and Shirts	8

## MESSAGE FROM THE PRESIDENT

Like most woodworkers I love good tools. Tools enable us to realize our creations in wood. Some people like ancient tools and collect them to show and or use. Some use modern version of the old style tools almost exclusively. Most of us use a combination of modern tools, especially power tools, as well as good hand tools. Part of this group of modern tools are things I call gadgets or jigs.

To me, a gadget is a clever tool that is usually single purpose. There are lots of clever designs that come out every year. I look forward to catalogs from the major suppliers that show the latest ideas that have turned into tools. Sometimes they create a whole new way of working. An example is the Kreg pocket hole tool. I remember when those tools first came out. I was unsure if it really worked as advertised. It was relatively expensive—at least for me at the time, so I was leery. I bought a cheap knockoff—little more than a small billet of aluminum with the angled hole—to try the concept. It worked, so I invested in the proper Kreg system, which I still use. Remember the aluminum based ones before they went to blue plastic? In a way, I wasted money trying the cheap one first. It was poorly made, without the steel inserts that reduce wear, and it was thrown away long ago. But I didn't want to potentially waste my money on an expensive tool that wouldn't work for me.

This dilemma is one reason we have Problems and Solutions as part of each club meeting, and why we expanded it to include the Favorite Tool portion. I am not usually a "first adopter" of new things. I wait for someone with more urgency, time, and/or money to try it first! But sometimes a really fine new way of working, like the Kreg jig, comes along which enables us to work in ways we didn't imagine. In my case, I build a lot of face frames for cabinetry. These used to be made primarily as mortise and tenon, which can be quite time consuming to do. I worked in a kitchen cabinet factory as a summer job during my teens, and they had special dedicated tenoning and mortising machines to do just that. Pocket screws allow the frames to be made with butt joints, and are nearly as strong as mortise and tenon, while being far faster and easier to do.

Maybe some of those tools and gadgets will be at our annual picnic and raffle. Please make sure you buy your tickets in advance so the right amount of food is ordered. We'll have our usual meeting but without the speaker and meeting raffle, so we can adjourn early and go to the picnic in the pavilion nearby.

See you there!

*Steve Procter, President*

## New Members

Tammy Lewis  
Patrick Waters  
Paul Wasylina

Be sure to pick up your name badge, discount ID, membership directory, and sign in at every meeting.

**Welcome to the Club!**

**Members, keep your contact information current. If you've had phone, email, address, or job changes, please let us know.**

I tried to phone/email several members, but their phones and emails were not current.

## BRING A FRIEND

Why not bring a friend, a family member, a kid that might really get into woodworking, heck...bring your spouse!!

## NO SPEAKER IN OCTOBER – It's BBQ Time!

We'll have a regular meeting at 9am as usual with announcements and Show and Tell, then it's out the back door to the pavilion and tables full of BBQ, sweets, and raffle items. *(Heard its new BBQ from Seal!!!)*  
Come enjoy the day and take home some great stuff.

Get your tickets in advance...no tickets can be sold at the picnic.

## SPEAKER COMING IN NOVEMBER – MIKE DIETRICH. Owner of Falcon Auger

**Mike Dietrich**, owner of Falcon Auger will be our speaker for the November WWCH meeting. Topic is band saw blades and tuning band saws.

## SPLINTER GROUPS

**Hand Tool Splinter Group** meets the 4th Thursday of the month at 7-9pm at Mark Bolinger's garage in Sugar Land near the Hwy 6 and 90A. For info, email Mark at [marksmithb@windstream.net](mailto:marksmithb@windstream.net).

**The Toy Group** meets on the second and fourth Wednesday of each month at Tim Shaunty's shop at 3614 Thistle St., Houston. Mark your calendars now for the remainder of the year and let's get thousands of toys made for those needy kids out there. We are looking forward to a fun and highly productive year in the toy shop.

For directions to Tim's shop please call Andy at 713-409-7030, Tim at 713-503-2284, or Norm Nichols at 281-491-3220.

The group had a great year in 2012 and is looking forward to what this year will bring. A lot of kids were able to smile at Thanksgiving and Christmas because of the group's efforts. We will bring out even more smiles this coming year with your help.

**The Scroll Saw Splinter Group** will meet Saturday, October 26th, at Woodcraft South, Beltway 8. The meeting runs from 9:30 to 11:30 AM. This is a great forum to compare notes from fellow scrollers and something new. In October we will be discussing the cutting of Christmas ornaments, both flat and 3D. A very timely topic just in time for you to make those unique presents for family, friends, and associates. Bring your current projects for Show N Tell as we always enjoy seeing what you have been doing in your shop. Jot down those questions for Problems N Solutions as we love a good challenge.

**The CNC Router Group** will meet on Thursday, September 26 at 7:00pm at Patrick Hold-Daniel's house which is actually his place of business from 7:00pm to 9:00pm. Location address is 20734 Settlers Lake Circle North, Katy, TX, 77449.

The topic for the night will be project design and sharing experiences with CAD. The entrance street to the neighborhood is just north of West Little York on Fry Rd., called Lake Promenade.

Contact Mike Turner 281-633-1807 if you get lost.

## SAWMILL SPLINTER GROUP FORMING

### Sawmill Splinter Group

Members, we are gauging interest in a sawmill splinter group. The group would be for people who are cutting and milling their own lumber or those interested in doing so. We would discuss sawmills and the projects possible with the lumber. If you are interested, contact Bill Lindsey at [bill\\_lindsey@comcast.net](mailto:bill_lindsey@comcast.net).

## CALENDAR OF UPCOMING EVENTS

**October 4 & 5 – Sale at Woodcraft – WWCH attending**

**October 12 — Monthly Meeting: No Speaker!**

**October 12 — October Picnic!**

**November 2 — Craft Fair at Meadows Place**

**November 2 — Golf Tournament Fundraiser in Pearland**

**November 9 — Monthly Meeting: Speaker: Mike Dietrich, Owner of Falcon Auger**

**November 9 — First United Methodist Craft Fair/WWCH Fundraiser**

## SPEAKER IDEAS? SEE DAVID GARCIA.

Members, if you have information on upcoming events or field trips, please let me or Gary know so we can include this information in emails or in the newsletter to all the members. Joyce Saylan [Sayjoyce@hotmail.com](mailto:Sayjoyce@hotmail.com) 832-875-7074

## FRED SANDOVAL HOLDS CLASSES


**Woodworking Classes—Fred Sandoval** holds woodworking classes the last two weekends of each month. For information: 281-793-3502 or [sandovalrederick96@yahoo.com](mailto:sandovalrederick96@yahoo.com).

## DANISH RESCUE SHIP AT HOLOCAUST MUSEUM

One of our visitors at WWCH talked about a restored Danish fishing boat turned rescue boat from WWII that is installed and on view at the Holocaust Museum free of charge. 9am to 5pm.

See the whole story at this website, or better yet, go see it in person!

<http://www.hmh.org/ViewExhibits.aspx?ID=22&>



## ELECTIONS FOR WWCH BOARD OF DIRECTORS

### Nominations for Board of Directors is underway.

Please step up and take a turn at guiding WWCH for 2014.

Elections for the Board of Directors will be held in December with one-year terms beginning in January. Roslyn Hager and Bill Cole are the nominating committee, so if you'd like an opportunity to participate in the club beyond just attending meetings, see them to get your name on the ballot. Board meetings follow the regular meetings usually in the comfort of the library and last about an hour. Minimally, you will be expected to listen to the proceedings so you can make an informed vote. You will be encouraged to speak up, voice your opinion and/or speak for club members. Your participation beyond that—and the club most definitely encourages that—will be up to you. More details on positions available will be forthcoming.

Come join in the management of WWCH, don't wait for someone to twist your arm.

## TEE OFF FOR TOYS – GOLF TOURNAMENT

The First Annual Tee Off For Toys Golf Tournament is set for November 2, 2013

Country Place Golf Club, Pearland, Texas

\$60 per golfer which includes breakfast, golf, golf cart, and lunch.

Open to everyone. Need 18 teams of four golfers.



The goal of this tournament fundraiser for WWCh is to raise enough money to make the Toy Project of the Toy Splinter Group self-sufficient. The tournament is being coordinated by Tim Shaunty. He is seeking help and support from WWCH members. If anyone knows of a company (perhaps one where you do considerable business) that might be interested in **sponsoring one of the holes**, please let Tim know and he will contact them and followup. The cost of a hole sponsorship is \$200. Also, we are looking for **golfers to participate**. The format is a 4-person scramble, allowing golfers of all skill levels to compete and have fun. The cost of playing is \$60 per person and this includes breakfast, golf with cart, and lunch. Again, if you do not play golf but know golfers, provide their information and Tim will provide them all of the information. Finally, the **STAR of the tournament** will be a **ball drop where a helicopter will fly over** and drop numbered golf balls over a "pin placement" in the first fairway. The winner is the ball that ends up closest to the pin will receive a **new RIKON 14" band saw** (or \$500 for non-woodworkers). The cost of a ball is \$25 or 5 for \$100.

We hope that all club members buy a ball for this event. The band saw is being purchased and the cost of renting the helicopter means that we need to sell 100 golf balls to make this effort worthwhile. Remember, if you know individuals who are not club members but want to help our TOY effort and possibly win either a band saw or \$500, tell them about the ball drop. It is always a fun event and immediately after the drop we know who won. **Please consider helping and Tim can be reached at 713-503-2284.**

## FIRST UNITED METHODIST CHURCH FALL FESTIVAL AND CRAFT SHOW FUNDRAISER

The Woodworkers Club of Houston will be participating in this craft show as a club fundraiser for WWCH. November 9, 2013 First United Methodist Church, Missouri City.

It IS the same date as our club meeting, but we were able to cover the show last year and we can do it again this year.


We still need you, the club members, to **donate small items** to put on our show tables. We have a booth that is only 10x10. Needed is a wide variety of items in the \$20 to \$50 price range. If your donated item does not sell, it will be returned to you. This was very successful last year for our club and there is no reason why it can't be again this year, with YOUR help. Bring your items to the October club meeting, to the Toy Group, or Scroll Saw meeting and give them to Norm Nichols. Please make sure your name is on the box or bag or whatever container you use. This is an easy way for you to help out, and clean out your shop! Several members have already dropped off their items. Who's next?

**If you'd like to help out by working the booth, volunteers will be greatly appreciated.**

## SEPTEMBER SPEAKER RECAP – RANDY KEYS, CANYON MESQUITE AND HARDWOODS



**Randy Keys**, owner of **Canyon Mesquite and Hardwoods**, was the speaker for the September 14th meeting. Randy's presentation was entitled: "Logs to Lumber: The Nature of Wood". Randy, by his own admission, is a Recovering Accountant who entered the wood business about 8 years ago. With his own sawmill and kiln, Canyon Mesquite and Hardwoods, specializes in unique hardwoods, primarily milled for flooring. Randy discussed the lessons he has learned, qualities and characteristics of wood, and shared what specialty woods might be



available to the hobbyist at Canyon Mesquite and Hardwoods. Stocking various sizes and varieties of hardwoods, Canyon Mesquite is a new source for members of the Woodworkers Club of Houston.

Randy said that although we have lost our old growth forests, the woods we now harvest are not as long lasting and have smaller circumferences. But we are replanting and supplementing our naturally recurring forests so that we have 50% more biomass than 50 years ago. And we're using more of the by-products: pulp, chips, pellets, MDF, and wood as fuel.

Mesquite is Randy's particular favorite wood. It's a hardy desert species, has the smallest dimensional shrinkage, doesn't cup, is stable in use, has a wavy grain like exotic woods, and any cracks or voids in the wood can be used as decorative elements. And it even makes lovely turned bowls!

**Thank you so much, Randy!**


# SEPTEMBER SHOW AND TELL

## PRESENTERS

1. **Jeremy Grubb** – Sculpted Table
2. **Chuck Lickwar** — Display Unit and Pens
3. **Chuck Meeder and Bill Bryne** — Noah's Ark
4. **Josh Nichols**— Walnut Table

## FAVORITE TOOLS

1. **Ron Kuenning** — Follett Rulers
2. **Steve Procter** — Incra Gauge



**Josh Nichols** designed this tilt table this walnut table which features flying dovetails to hold the legs securely. The walnut grain makes a beautiful table top.




**Chuck Meeder** roamed through an estate sale, where his wife spied this lovely little blue and white antique dish. To repurpose it, Chuck created this six-layer, laminated bent wood handle with dowels as pegs that fit into the holes in the pot. The tension holds the handle in place. One man's trash is another man's beautifully adapted treasure, especially in the hands of a craftsman!



**Chuck Meeder and Bill Byrne** discuss the Noah's Ark project. It's a combined effort with one group making the "boat" and the others making the animals and ramp.

The Ark is made of Baltic Birch, some of that famous "Wink wood". Chuck's 12-year-old grandson noticed there were some animals missing, so new ones were added, like the foxes. There are a few subtle ironies in that the zebras are made, of course, of zebra wood! They say it's a really fun project to do, and we know it sells well at Christmas Craft Shows!

These mesquite pens were turned by a **guest of our speaker!** Seems there is woodworking talent out there that's not a WWCH member, yet! The football pen case makes a great desk accessory—a fabulous Christmas or birthday or promotion, or ...just certainly a great gift anytime!



**Members, bring your projects to Show and Tell. Bring your friends and neighbors to a WWCH meeting to see all the wonderful work YOU do! Show and Tell shows off your work, answers questions, inspires members and guests to explore their talents!**

# SEPTEMBER SHOW AND TELL

**Chuck Lickwar** is on a roll making beautiful cabinets and racks to display his projects. He says it's especially important that your items be displayed well. So he's been motivated to craft this beautiful maple case to display his pens with storage drawers below and a mirrored back to view the backsides of the items too. The shelf section detaches from the drawer base for easy transport and storage. And no store-bought plastic holders for his pens, no sir! The holders too, are handmade of various woods. One beneficial aspect of this display case, is that the pens are viewed at eye-level...so much easier to see. The bottle stopper and keychain rotating display is different from the one he brought last month. It's made of a single wood, maple.



**Jeremy Grubb** brought a slide presentation on the making of his newest table of ribbon-striped mahogany. The bent laminated legs are tapered to the ends and although the top is secured to the legs with seven dowels inside, there is a little give. The width of the table top determines the wider the legs must be. This table top piece of wood was laying around the shop

for years, when inspiration struck. He carves the grooves in the top by hand, outlining the intended pattern with green tape. The table top starts out  $\frac{3}{4}$ " thick, but after the pattern is sculpted out and sanded with diminishing grits, then burnished with steel wool, the thinnest areas can be as little as  $\frac{3}{8}$ " thick.

This table was destined for an auction in California where it commanded a very sizable winning bid! Congratulations, Jeremy.

## FAVORITE TOOLS



**Ron Kuening** holds one of the Follett Rulers he uses in his work to determine fractional distances,  $\frac{1}{2}$ s,  $\frac{1}{3}$ rds. This one is over 30 years old. Ron said you might find this vintage ruler on EBay!



**Steve Procter** shows his Inkra Gauge designed for multiple marking needs. Works as a precision marking gauge, a freestanding depth-of-cut gauge, a fence alignment gauge, a center finder, and a locking, set screw to hold it in place. Amazon has them.


## RAFFLE AND SILENT AUCTION ITEMS AT THE PICNIC

Members, we are constantly seeking items to put on our raffle table at the picnic. This year we will have something every woodworker needs – **WOOD**. Some of our club members have donated various pieces of wood that will be offered as part of our fundraising efforts. Since some of this wood is valued at over \$100, there will be a form of **silent auction** – a minimum bid and then opportunities for additional bids for the items. Highest bidder wins the item.

Some of the donations will be available on the normal raffle tables as a choice for winning tickets. Rockler has donated a dust collection system

We are pleased to have these member-donated items and know that everyone will be interested in helping the club by getting involved with the raffle/auction.

Call Andy or Denis for further information. **Bring it!! Buy it!! Be a raffle winner!!**



**A SITE TO SEE:** [www.popularwoodworking.com](http://www.popularwoodworking.com) The website for Popular Woodworking Magazine. The article is **3 Ways to Grow as a Woodworker**.

**Try a different woodworking style.** Build a few projects from a design lexicon that you have never used before. Try Arts & Craft, Shaker, period styles, or contemporary styles.

**Stick with a familiar style, but delve into more advanced forms or components.** Tackle the tough procedures, the scary ones, and don't quit till you've conquered the technique.

**Don't isolate yourself in your own shop – get out there and connect with other woodworkers!** Although reading books, viewing videos, and trial-and-error tinkering, along with lots of practice is great, you'll learn a lot from other woodworkers of various skill levels by hearing about their experiences.

**Stretch your wings as a woodworker.** Don't get bored with it. Whenever you find yourself saying, "I'll do it this way because that's the fastest or the best way to do it," it means that you have developed a certain amount of experience (congratulations!) but also that you are in danger of getting a little stagnant. So go for some new territory!

To start you off right, Popular Woodworking Magazine has organized a special 30% off sale in their growing ebooks collection. Ebooks are such an easy, inexpensive way to get into every new style and technique you could ask for. Give them a try! Then, get out there and bounce your ideas off other woodworkers.

And see the website above to read the full article.

## WOODCRAFT FALL SALE

**MEMBERS, COME TO WOODCRAFT AND SPREAD THE WORD ABOUT THE WOODWORKERS CLUB OF HOUSTON. CONSIDER IT A MEMBERSHIP DRIVE!**

Our club has been invited to participate in the **fall sale at Woodcraft South** on October 4th and 5th. This is a great opportunity to tell the world about our club. We will do the same thing here that we do at the woodworking show, simply tell folks who we are. All you have to do is talk to the folks who are there for the sale. The hours of the sale are **9:00 AM to 7 PM on Friday October 4th and 9:00 AM to 6:00 PM on Saturday October 5th**. You can help recruit new members by volunteering to sit at the table for two or three hours on either or both days. This is easy and fun and we normally get new members from our efforts. To sign up please call Norm Nichols at 281-491-3220 or email him at [scrollsaw@comcast.net](mailto:scrollsaw@comcast.net). Let's go get some new folks!

## PIE BOX PROJECT UPDATE

Brothers Bakery has agreed to make a contribution to WWCH for each pie box we make. I am coordinating this project and we are about to get underway. Our first meeting ended up consisting of "customizing" the jigs and getting ready to put the boxes together.

At this time I have sent the component parts of the boxes to the bakery and they are laser engraving them. As soon as I receive them back, I will be calling for volunteers to help do the actual assembly. I'm assuming that we will work for 2-3 hours once a week to keep up with the order.

Since I don't want to have anyone make a trip without being prepared (or in the case of 4 club members, another trip), I will put out the call for volunteers through our email notice. It appears that a Thursday or Friday morning works best for those who have contacted me individually, so that's what I'm planning. Anyone who wants to come on their own and work on them are welcome at any time – just call to make sure I will be at the shop. **Thanks, Tim Shaunty 713-503-2284 timshaunty@gmail.com**

## ART DWELLERS – CHRISTMAS ARTS MARKET

**WHETHER YOU PARTICIPATE AS A VENDOR, ATTEND AS BUYER,  
OR BRING THE FAMILY AND ENJOY THE MARKET, IT LOOKS LIKE A REALLY FUN DAY!**

**Art Dwellers is hosting a Christmas Arts Market  
November 16th, 2013 10AM to 6PM  
Beautiful Stevenson Park, Friendswood, TX**

Included in the day will be performances by Gyrotonic Houston (aerial acrobats), St. Thomas' Pipe Band, Nula Luna Belly Dancers, Chara Christian Dancers, The Purple Box Theatre, Popstar, Singer Mike Galvin, the Great Highland Bagpiper, Anat Ronen Sidewalk Chalk Demo, and ABC Body Art. There will be many art demonstrations, a make and take area for the kiddos, spin art with the Picasso Bus, a caricature artist, and so much more, including a visit from Santa. Food will be in great supply, and of course many talented artists and crafters will be showcasing and selling their art just in time for Christmas. This is a free event for the whole family.

**Artists and crafters can register online at [www.artdwellers.com](http://www.artdwellers.com).**

**'Like' Art Dwellers on Facebook at [www.facebook.com/artdwellers](http://www.facebook.com/artdwellers) for up to the minute info on the event.**


## ADJUST YOUR ROUTER FENCE WITH THE PUSH OF A BUTTON

**NEW**

### READY2ROUT

- Makes instant adjustment with electronic positionable fence
- Includes apps for box joints, dadoes and half-blind dovetails, as well as a step-and-repeat function
- Accurate to within 0.001"

**ONLY  
\$599<sup>99</sup>**



*Touch Plate,  
Dust Hose  
and Router  
Table sold  
separately.*

44999

**ROCKLER®**  
WOODWORKING AND HARDWARE

Create with Confidence™

**Power Up Sale thru 11/27/13**

3265 Southwest Fwy. • Houston, TX 77027 • (713) 622-6567 • [Rockler30.com](http://Rockler30.com)

**Store Hours:** M-F 9 am-7 pm • Sat 9 am-6 pm Sun 11 am-4 pm

# Woodworkers Club of Houston

782 Maler Rd.  
Sealy, TX 77474

## NEXT MEETING

**October 12, 2013**

9AM TO 11:30AM

BAYLAND COMMUNITY CENTER  
6400 Bissonnet

**No Speaker**  
Regular Meeting with  
Show and Tell  
Favorite Tool  
then Barbeque!

***We're on the web!***

[www.facebook.com/pages/  
Woodworkers-Club-of-Houston](http://www.facebook.com/pages/Woodworkers-Club-of-Houston)  
[wwch@wwch.org](mailto:wwch@wwch.org)

## WWCH BOARD OF DIRECTORS

### OFFICERS

President	Steve Procter
Vice President	David Garcia
Secretary	Chuck Meeder
Treasurer	Larry Page



### DIRECTORS

Jerry Harmsen • Jon Sears • Bob Wink  
Immediate Past President  
Andy Anderson

### COMMITTEE CHAIRS AND CLUB SERVICE PROVIDERS

Book Library	John Gay
Historian	VACANT
Members/Name Tags	Lorraine Lewis
Membership Book	Patti Page
Newsletter	Joyce Saylan
Photographer	Gary Rowen
Raffle	Norm Nichols (Sept)
Refreshments	Charles (Chuck) Horton
Donuts	Roslyn Hager
Technology	Denis Muras
Video Library	Blaine Stokes
Publications Director	Gary Rowen
Web Master	Gary Rowen

## **WOODWORKERS CLUB OF HOUSTON SHIRTS! CAPS! POLOS!**

*Members, wear your club shirts and caps!  
Show off your membership in WWCH!*



### **Get yours today!**

**SHIRTS: \$22.00**  
**POLOS: \$16.00 and up**  
**CAPS: \$ 8.00**

**SEE TIM SHAUNTY TO ORDER YOUR CLUB APPAREL!**

### ***Guests are always welcome at WWCH***

**Newsletter Publication** --This newsletter is designed and distributed by Joyce Saylan.  
Send content or questions by email to [sayjoyce@hotmail.com](mailto:sayjoyce@hotmail.com).

### **WWCH PURPOSE**

*The Woodworkers Club of Houston is a group of men and women of all ages and skill levels who promote, educate, and share the craft of woodworking. The club meets the second Saturday of every month from 9-11:30 at Bayland Community Center, 6400 Bissonnet at Hillcroft. Guests are always welcome at no charge. Membership dues are \$36 per year, or about the price of one good clamp!*