

Woodworkers Club of Houston

Interesting Facts about Wood:

The wood species that has the most offensive odor (like rotten cabbage) after it is worked in any way, is Esia (Combretodendron macrocarpum).

Empress (Paulownia spp.) trees produce 3 to 4 times more oxygen than any other known tree.

It was once said, that Pink Ivory wood (Berchemia zeyheri) was rarer than diamonds.

Volume 28 Issue 11

November 2012

Inside this issue:

President's Message	1
Calling Candidates	1
Calendar & Opportunities	2
Splinter Groups	2
October Show and Tell	3
Upcoming Shows & Events	4
Kudos	5
Picnic Recap and Photos	6
Wonder of Woods	7
International Show Recap	7
Caps and Shirts	8

LAST CHANCE FOR CRAFT SHOW ITEMS

Last call for items to donate to the Craft Show on November 10th.

Bring an item to the November meeting or make arrangements to get them to us so they can be offered at the First Methodist Church (see President's Message). Proceeds will support the Club.

Dust off those shelves, and bring your idle items where they can brighten someone's day and our bank balance.

NOVEMBER SPEAKER MARK BOLINGER

Mark Bolinger, one of our members, will speak on hand tools and hand tool techniques. He heads up the Hand Tool Splinter Group. A few years ago his shop was on a shop crawl. We've seen many of his pieces at Show and Tell, now, he'll tell us how he does it!

MESSAGE FROM THE PRESIDENT

The club's picnic was a success again this year. Over a hundred members and guests attended. The day was beautiful, the weather was fine and I believe everyone had a good time.

I would like to thank Larry and Patti Page for providing the beverages. It is greatly appreciated. I would also like to thank Denis Muras for his efforts in soliciting numerous vendors for the many great donations that were given away at the raffle. Without his tireless pursuit, we could not have held the raffle that raises funds for the club. The club raffle raised \$1306.00. The money will be used to support the newsletter and other monthly expenses incurred by the club. Thanks to all who bought tickets to support the efforts. Some members went home with great tools. Some went home with great caps and DVDs.

This month the club is participating in a Craft Fair the same day as our monthly meeting. It will be held at the First Methodist Church of Missouri City, 3600 Lexington (Lexington and Murphy Road). If you wish to donate an item, you may bring it to the November meeting. Any item not sold will be returned to the donor at the December meeting. Be sure and label your item with your name. Please help support our efforts to raise funds for the club.

The Toy Group produced between 3500 and 4000 toys this year. It is time to contact Charitable Agencies that might need some of the toys for their Christmas gifts activities that benefit needy children. If any member knows of an agency that provides for needy children, please contact Andy Anderson 713-723-1030h or 713-409-7030c and I will contact them.

This month nominations for club officials for 2013 will be presented to the membership at large and nominations will be taken from the floor. If you are willing to serve as an officer or Board member, please contact Lon Kelly at (713) 467-9011. In order to have a viable and well run club, we need our members to participate. It is not difficult and guidance is given for all positions.

Andy Anderson, President

CALLING ALL CANDIDATES

Lon Kelley is the chair of this year's nominating committee for WWCH Board of Directors – 2013.

He's looking for a few good members to take the reins of guiding the club through the next calendar year.

If you'd like to get more involved with the organizational aspects of your club, please let Lon Kelley know to add your name to the ballot, or if you take a little more time to decide to step up, nominations will always be taken from the floor.

We know there are good ideas and great people out there just waiting for an opportunity to shine. This is YOUR chance.

Come be an integral part of running your club by joining the 2013 Board of Directors.

Also, Nominations for **Woodworker of the Year** are open, so make your suggestions to Lon Kelley.

SPLINTER GROUPS

The Toy Splinter Group is working harder than Santa's elves to complete the supply of toys for donation in December. Join in! Beards and pointed ears not necessary. It meets the second and fourth Wednesdays at Tim Shaunty's shop at 3614 Thistle, near 288 and Beltway 8 from 7pm to 9pm to build toy cars for the Christmas donations. Now almost at 4,000 and counting. Coffee and cake are always provided.

Contacts: Andy Anderson at 713-723-1030 or cell 713-409-7030 or Tim Shaunty at 713-503-2289.

Hand Tool Splinter Group meets the 4th Thursday of the month at 7-9pm at Mark Bolinger's garage in Sugar Land near the Hwy 6 and 90A. Email Mark at marksmithb@windstream.net for directions and the speaker's topic. Mark is the WWCH speaker for the November meeting. Don't miss it!

The Scroll Saw Splinter Group meets on the 4th Saturday at Woodcraft Southwest on Beltway 8 and Hwy 59 at 9:30 AM. We need fresh ideas for discussion, so bring your suggestions, your questions, your works in progress, and show off your completed projects so others are inspired by your works.

Take advantage of Woodcraft's saws that they let us use. Here is your chance to practice!

The club laptop is available to show the many resources online, both free and fee.

LOOKING FOR ORGANIZATIONS

The WWCH members of the Toy Group have worked all year making fabulous hand crafted toy cars and now are looking for some underprivileged children to donate the cars to. The large, city-wide organizations receive a multitude of donations from large donors and are well supplied with gift items. We'd like to locate a few smaller groups who aren't beneficiaries of those mega gift drives. If your church, your neighborhood groups, or smaller charitable groups who serve needy children, let us know so we can make their Christmas a little brighter with the gift of the toy cars.

Contact any board member or Gary at the www.wwch.org website with your recommendations. *Thank you!*

HAPPY TURKEY DAY

Good use for that pile of wood chips: smoke a turkey!

Use standard hickory or mesquite to impart a solid smokiness; use mild fruitwood chips to add a subtle one (that won't mask the mild taste of turkey). Soak the wood chips in water, fruit juice or wine, then polish off the rest of the wine when no one's looking!

Herbs: Lay bunches of hearty, fresh herbs like rosemary, thyme, oregano, sage and bay leaves on top of the wood chips. Grass clippings don't work so well.

Aromatics: Scatter a handful of flavorful ingredients like citrus peel strips, cinnamon sticks or tea leaves on top of the wood chips to add another dimension. Oh, yeah, and make sure the chips are free of paint, paint thinner, formaldehyde, ammonia, or lacquer thinner...of course any real liquor is just fine.

The bird: Make sure the bird is thoroughly clean. Roasted feathers smell just awful! Or play it safe and go out to eat! *Have a good one!*

CALENDAR OF UPCOMING EVENTS

November 10 — Monthly Meeting

Speaker: Mark Bolinger—Hand Tools and Hand Tool Techniques

November 10 — Craft Show in Missouri City

December 8 — Monthly Meeting

Speaker: TBA

Woodworking Classes—Fred Sandoval holds woodworking classes the last two weekends of each month. For information: 281-793-3502 or sandovalrederick96@yahoo.com.

ALL MEMBERS ARE WELCOME TO ATTEND THE REGULAR BOARD MEETINGS. LET US HEAR FROM YOU.

SUGGESTIONS? IDEAS? SEE ELAINE

Elaine has the WWCH Suggestion Box available at all meetings, so if you have an idea or suggestion on anything of interest or benefit to WWCH, slip in a note and the board will be happy to have your input.

YOUR NEWSLETTER NEEDS YOUR NEWS

Your newsletter needs YOUR input. I'd like the newsletter to be filled with YOUR successes, YOUR thoughts, YOUR finds, YOUR ideas, YOUR needs, and whatever information you, our members, want to see in YOUR newsletter.

If each one of you submits one or two items a year, this would be one whoppin' newsletter! So put your thinking cap on, tickle those computer keys (or hand me hard copy at a meeting), and send me something!!!

I especially like to tout what members are doing, where you're going, what you're seeing, so all our members can share your experiences even if it's vicariously!

NEW COMPANY IN TOWN

In case you haven't heard, **Dakota Premium Hardwoods**, distributor of plywood, lumber, hardware and specialty items, has come to Houston. You'll find them off Hwy 290 between Gessner and Fairbanks North Houston at 5910 West by NW Blvd, #400. They're still stocking the store but are open. Expect their GRAND OPENING January 3, 2013.

Info: Seth Okawa, Store Manager, at 713-939-9663 or email: Seth@DakotaHardwoods.com.

MEMBERS PLEASE NOTE

MEMBERS, remember to **sign in at the back table** when you come to the meetings. We need an accurate count of attendance for the Bayland Community Center to continue to assign us to the big room we have now. And pick up your name tags and your membership cards to get your discounts at Woodcraft.

OCTOBER SHOW AND TELL

PRESENTERS

1. **Andy Anderson**—Toy Airplanes
2. **Ron Kuenning**—Bear Clock
3. **Denis Muras**—Toy Cars
4. **Joseph Rice**—Cross “Jesus Saves”
5. **Rick Spacek**—Bells and Cross
6. **Charles Volek**—Nativity Cross
7. **Steve Wavro**—Intarsia Halloween Cat on a Pumpkin.



Andy Anderson and Steve Procter couldn't resist these toy airplanes that were left on the table as donations for the craft show on November 10th. *DOG FIGHT!!! Red Baron, I'm on your tail!!*



Joe Rice scroll-sawed this fine cross of white oak for his church. Finished with a lacquer spray.




Denis Muras shows more of his toy cars from Toymaker Press, made of mahogany, maple and cherry. He finished them with a coating of beeswax and mineral oil. Now to find them a home!

Rick Spacek scroll-sawed a cross and Christmas bells. The cross is of red oak and scroll-sawed from one solid piece. The bells were all cut at the same time. And finished with lacquer coating.



Ron Kuenning's teddy bear clock of oak and walnut will be a family keepsake for years.



Steve Wavro's intarsia, Cat and Pumpkin, is of western red cedar and poplar with acrylic paint. You can hear the hiss and you know fur is gonna fly!



Charles Volek brought two crosses that he crafted. One is made of western cedar, poplar, and bloodwood creates the impression of stained glass (*streak from the projector!*). He made a detachable stand (**compliments of "Wink wood"*) so the cross can be hung or displayed on a table top. The other, a Sue Mey pattern, is scroll-sawed from walnut and maple. **This is Wink wood, free for the taking. Thanks Bob!*



Andy Anderson gave a slide show on the Toy Group's step by step process of turning 2x4s, scavenged and leftover woods into fabulous toys that are donated to under-privileged children. Only the wheels are purchased. The finish is beeswax and mineral oil. Bill Harris' grandson Patten even earned a Boy Scout badge for his help.



Steve Procter talked about making a torsion box of plywood with 1/2" veneer and a honeycombed structure that made it rigid, light weight and portable, and strong.

TEXAS WOODWORKING SHOW

SAVE THE DATE - PLAN AHEAD April 12 – 14, 2013

The Houston / Gulf Coast Woodworkers Show will be held at the Pasadena Convention Center, April 12-14, 2013. In addition to the normal woodworkers trade show, this year's show will include a student competition and a marketplace where handcrafted products will be offered for sale. The Woodworkers Club of Houston has been very involved with the planning of the show. Volunteers from the club will be assisting to insure that our vendors are well supported. Texas Woodworking Show, LLC is the new promoter and has offered complimentary booth space for the Club as well as other clubs and guilds. Response from vendors and artisans is very strong, and it looks as if this show will be larger than previous shows in the Houston area.

This show offers a unique opportunity for each of us to see the **latest and newest products and tools**. As an ongoing component of the show, there will be **seminars and demonstrations** designed for all levels of woodworkers, from beginners to the most advanced. **National and international guest lecturers**, along with some of our own members, have been recruited to provide current information and advice during the show.

The **Student Competition** is an exciting new feature this year. Teams of up to 3 students per team will develop Ready-to-Assemble products in their classes and then will bring them to the show for the public to vote and decide "Best of Show". All entries must fit in a box that is 24" X 36" and 12" deep. The product must be assembled in 1 hour. We hope this competition will attract a new generation of woodworkers, so please plan to attend the show and **vote for your favorite entry**.

Having a **Marketplace** where craftsmen and women can **display and sell** their products is also a unique addition to the show. The cost of a booth for the 3 days is \$100 and if you are interested or if you know someone who might be interested, please contact Tim Shaunty with Texas Woodworking Shows, LLC.

The show will be a 3-day event, April 12 – 14, 2013

Show Hours:

10:00am – 7:00pm on Friday and Saturday

1:00am – 5:00pm on Sunday

Admission price for the entire 3-day show is \$10 for everyone above the age of 12.

For more information, visit the website: www.texaswoodworkersshows.com

LIE-NIELSEN HAND TOOL EVENT IN AUSTIN



In case you missed The Lie-Nielsen Hand Tool Event
in Houston, catch it in Austin.

November 30 – December 1, 2012

Friday 10am to 6pm and Saturday 10am to 5pm

Fine Lumber & Plywood

9407 Brown Ln. #2

Austin, TX 78754

Open to the Public

No Admission

Lie-Nielsen Hand Tool Events® are wonderful opportunities to try their full line of hand tools and learn techniques from their skilled staff.

This month's schedule is listed below, along with the guest demonstrators who will be attending each Event. For the complete 2012 schedule, visit the [Upcoming Shows](#) page on our website or check our [Event listings on facebook](#). Hope to see you there

The Guest Demonstrators for this Event are: Glen-Drake makes marking gauges, hammers, saws, and other fine woodworking hand tools. Made in California, USA.

KUDOS

It's official! **John Gay** has gone to the dogs! LUCKY DOG! John's entry of the Rescue Helicopter dog house was entered into the Barkitecture Houston Tour and Charity Auction along with other Greenway Plaza architects, local artists, builders, and designers who created an array of artistic canine dwellings as a fundraiser for Pup Squad Animal Rescue. These are fancy, snazzy, avant-garde, modern and just plain fun designs—like John's. Winning bid for the Rescue Helicopter was \$500.

Howling rights will go to the Best in Show award, the People's Choice, and Kid's Choice categories. John's entry last year took the People's Choice award. Likely to do it again this year, but results are still pending. So if you hear John out there howling, you can assume he added another award to his collection! The film crew from Channel 13 spent a lot of time talking to John about his work and more pictures were taken of it than any of the others.

We'll all be waiting to hear the results of the judging. Hope they at least "throw you a bone" John!!! *(I know...it's bad!)*



JOHN GAY AT BARKITECTURE

More from John: I had so much fun on October 16, but before I get to what I was doing I first must thank Steve Wavro and Bob Wink for letting me show their work. Steve let me show his first intarsia work of a nice flower and a very nice basket of flowers. Bob also had an early tramp art work and some current work. Both were important to show. The point was that you do not start out doing fine work, you build your skills.

I was asked to talk to some 2nd and 3rd grade classes at Poe Elementary school about woodworking and wood art for career week. I had a great time; it was a fun morning.

I brought a few things that the kids could explore and they had fun playing with them.

Sadly there was about a half century between our ages, but on being mature, it was about equal, they may have had an edge there. I'm just a big kid at heart! So if a school asks you to talk to their students, do it. It is a lot of fun.


JEREMY GRUBB FEATURED IN WOODWORKER'S JOURNAL

Jeremy Grubb is knockin' 'em dead out there. He has a feature article in the December 2012 issue of the Woodworker's Journal on the Shop Talk page (pg 20) titled: "Ridiculously Difficult" Creations. The article "Showstoppers" "Learn by "Making Stuff" showcases photos of his work that we're familiar with: the Camellia sculpture and the Fluted Table, a marquetry butterfly, and Jeremy at work on his 9 foot band saw that he affectionately calls "the monster"!

Jeremy describes his approach to woodworking as "trying to push out a showstopper" and "I'm trying to put stuff out there that really makes a statement."

Mostly self-taught, and incredibly imaginative and creative, Jeremy designs ridiculously difficult pieces, then tries to figure out how to make them. His modern pieces are all about lines and the lines should make the piece beautiful.

So watch the magazines and other media for Jeremy doing what Jeremy does best: Going crazy making cool stuff out of wood. See his website for more examples: www.jeremygrubb.com




PICNIC FUN AND RAFFLE WINNERS

WHAT A BLAST! The October Annual Picnic was a feast! Members lined up for barbeque, bought fistfuls of raffle tickets, scoured the tables for that perfect item WHEN their ticket number is called, and lots of friendly chatter as they made short work of the dessert table!

Denis Muras and Roslyn Hager sold raffle tickets, Andy Anderson called the numbers, and members held tickets in both hands and held their breath with each call. Tension was high as the numbers dwindled to the last few.

Some members had to call U-Haul to cart off all their winning items, some felt a certain euphoria at finally getting something—and something they wanted! Just winning that Dust Right seems to have taken the wind out of Harry. With all that glue, Lee Knekow is stuck on his prize. Elaine Lewis is lookin' sharp with her WorkSharp 3000. And color coordinated CAPS!!! Bill Harris has his arms full of DEWALT. Charles Volek has a good grip on a prize from Rigid. Lots of great items this year!

Looks like Roslyn Hager and Mary Wallace have all the instruction they need to join the Toy Group!!!



All in all, it was a great day! Onward to next year.

Thank you to all who made the day possible, and to all the members who came and participated in the fun, the food, and the raffle that helps support the club activities. It's YOUR club, glad to have you all aboard.

Keep up your hard work making beautiful and useful things from wood. We wouldn't be here without you!!



THE WONDER OF WOODS

The only species of wood that can be used for holding liquids (other than acids) is White Oak (*Quercus alba*). This is because the pores are filled with tyloses. This substance does not allow liquids to penetrate it. It is used to make barrels for Whiskey, Sherry, and in general for ageing fine wines. Hence, one of its names is Stave Oak.

The world's most massive tree trunk size ever recorded was the Lindsey Creek Coast Redwood (*Sequoia sempervirens*), in California. It was blown down in a storm in 1905. It had a total trunk volume of 90,000 cubic foot and a total mass weight of 3,248 short tons or 2,901 long tons just short of 6.5 million pounds.

A solitary Norwegian Spruce tree (*Picea excels*) on Campbell Island in the Pacific is the most isolated tree on earth. The next nearest tree to it is located on the Auckland Islands over 120 miles away.

Since the early 1940s, the United States has been planting more trees than it harvests and today, has far more trees than in the 1920's.

INTERNATIONAL SHOW IN FORT WORTH

Club members **Norm Nichols and Jerl Blalack** were vendors at a show in Fort Worth, TX from Nov 2nd to Nov 8th. The show is for the International Meeting of the Order of Eastern Star (the ladies side of the Masons). This branch of this organization meets only every three years which makes this a major event. This is the first time the meeting has been held in Texas in many years.

Our two members met people from all over the world including Great Britain, Italy, Argentina, France, all the provinces of Canada, and the Philippines. Needless to say there were people from all over the USA. They had a great time meeting and talking with all these visitors to Texas. As both Norm and Jerl are members of OES they had the opportunity to renew old acquaintances in and around Texas. As this article is being written from the hotel in Fort Worth after the second day of the show, the final results are unknown. So far it has been a good show for all of our members.



WOODCRAFT[®]
Helping You Make Wood Work[®]

Visit the Houston locations at:

60 FM 1960

Houston, TX 77090

281-880-0045

&

11707 W. Sam Houston Pkwy S.

Houston, TX 77031

281-988-9449

Woodworkers Club *of Houston*

782 Maler Rd.
Sealy, TX 77474

NEXT MEETING

NOVEMBER 10, 2012

9AM TO 11:30AM

BAYLAND COMMUNITY CENTER
6400 Bissonnet

Speaker:

Mark Bolinger

Hand Tools and
Hand Tool Techniques

CONTACT US

Now on Facebook too:

www.facebook.com/pages/Woodworkers-Club-of-Houston

We're on the web!

wwch@wwch.org

**MEMBERS,
PLEASE PICK UP
YOUR NAME
BADGES,
DISCOUNT CARDS,
AND DIRECTORIES
WHEN YOU COME
TO THE MEETING.**

**DO SIGN IN SO WE
HAVE AN
ACCURATE COUNT
OF MEMBERS
ATTENDING THE
MEETINGS.THE
MORE MEMBERS
WHO ATTEND, THE
LONGER WE GET
TO KEEP MEETING
IN OUR LOVELY
LARGE ROOM !!**

WWCH BOARD OF DIRECTORS

OFFICERS

President	Andy Anderson
Vice President	Steve Procter
Acting Secretary	Denis Muras
Treasurer	Larry Page
Publications Director	Gary Rowen



DIRECTORS

Lance Miles	Linzie Rogers
Jon Sears	Bob Wink

COMMITTEE CHAIRS AND CLUB SERVICE PROVIDERS

Book Library	John Gay
Historian	VACANT
Members/Name Tags	Lorraine Lewis
Membership Book	Patti Page
Newsletter	Joyce Saylan
Photographer	Gary Rowen
Raffle	Don Singer
Refreshments	Dave Kissinger
Donuts	Roslyn Hager
Technology	Denis Muras
Video Library	Blaine Stokes
Web Master	Gary Rowen

SHIRTS! CAPS!


**Get yours today!
Wear your WWCH official shirt
or cap to all the upcoming
shows and workshops.**



Order a shirt or pick up a cap at the meeting.

Your name can be custom embroidered on the shirt!

SHIRTS: \$22.00 CAPS: \$6.00



Guests are always welcome at WWCH

Newsletter Publication --This newsletter is designed and distributed by Joyce Saylan.
Send content or questions by email to sayjoyce@hotmail.com.

WWCH PURPOSE

The Woodworkers Club of Houston is a group of men and women of all ages and skill levels who promote, educate, and share the craft of woodworking. The club meets the second Saturday of every month from 9-11:30 at Bayland Community Center, 6400 Bissonnet at Hillcroft. Guests are always welcome at no charge. Membership dues are \$24 per year, or about the price of one good clamp!