

Woodworkers Club of Houston

"I use only treated wood for everything I build," boasted the old woodworker. He continued, "Yep! Every piece of wood I use is treated with the utmost care and skill and love. Like it should be!"

Volume 30 Issue 5

May 2014

Inside this issue:

President's Message	1
New Members	1
May Speaker	1
Splinter Groups	2
Calendar & Events	2
Video Library	2
Gathering of the Guilds	3
Special Interest Items	3
April Show and Tell	4&5
April Speaker Recap	6
Empty Bowls	6
May Festivals and Fairs	7
From the Net	7
Caps and Shirts	8

MESSAGE FROM THE PRESIDENT

The club again participated in the 'Museum Day' activities at the Houston Center for Contemporary Crafts on Saturday 26 April. Visitors are always impressed by the woodwork done by our membership and hopefully the club will gain a few new members. Thanks to all the volunteers who contributed time and loaned some of their wood projects, and especially to John Gay for coordinating the effort.

Bayou City Art Festival at Memorial Park expanded by about 150 vendors over past years. There were also more woodworkers than ever before. Thomas Williams Furniture brought the usual very beautiful small cabinets and tables, and the usual box and bottle stopper makers and kitchen utensil makers were there. But there were also some vendors with a more artistic approach to enhancing boxes with carving and other adornments like mirrors, seashells, painting, and so on. And one craftsman, an artist, who struck me was a wood turner with outstanding segmented and enhanced turnings. We might see more of his work in the future since he's from Pasadena, Texas (www.hwrwood.com).

Unfortunately, I did not get to the Belleville area arts and craft day on April 5th. But WWCH's own Bob Wink was a featured star artisan.

The Toy Splinter group is active as usual and introduced the 'Toy of the Month' concept at the April meeting. Hopefully that program will provide an opportunity for additional members to become involved the charitable toy donation program and help put more scrap wood to good use. We'll see what toy plan is available at the May meeting.

The weather has been wonderful lately and, shall we say, has given us a great opportunity to get outdoors and take care of all the yard work. The cost, though, is perhaps the loss of some woodshop time, but I suppose we need to breathe some saw dust free air from time to time. But then again, yard clean up can yield some great woods for projects!

Looking forward to seeing you at the WWCH May meeting.

Chuck Meeder, President

NEW MEMBERS

Welcome to WWCH!

Paul Carr
Eric Comstock
Bill Koppel
Scott Nissen

Please sign in at each meeting at the back of the room, pick up your badges, your discount ID, and a 2014 Membership Directory. Bring your projects to meetings for show and tell, and join our splinter groups that are specialized according to your specific interests!

JUNE SPEAKER

We're still working on this one for June: The Jon-D's Sawdust Factory. The website is: www.jon-d.net.

This is a custom woodworking shop turning ideas into pleasing and functional items—and finishing up those "honey-do" projects, since 1973. Confirmation pending!

MAY SPEAKERS — SPECIAL EVENT — MULTIPLE SPEAKERS

The May meeting will feature several of our members discussing a variety of "jigs". Hear their expertise and insights learned during years as woodworkers. It's going to be a fast and furious morning, with lots of information on lots of tools, both commercial and "inspirational" when the need arises. Bring a notepad!!!

Included, as far as we know now:

Steve Proctor
D L Hickey

Fred Sandoval
Andy Anderson

Jerry Harmsen
Norm Nichols

already have agreed to present jigs. Some will bring several and, if time permits, may be able to talk about more than one.

Members, you are all invited to bring a jig too! Share the spotlight with other members and show what special item you have that helps you make those beautiful projects! We don't want to rely too heavily on those members who have already agreed to showcase their jigs. This is going to be a fun meeting!!!

SPLINTER GROUPS

Hand Tool Splinter Group: The May meeting will be on May 29th. Yes, this is the **fifth Thursday**. By moving back one week, we avoid the day before Memorial Day weekend.

We'll be making a Seton Square at the next meeting. Details are found in the attached link. We plan to do the joinery at the meeting, but participants should plan on bringing their own dimensioned stock.

Seaton Try Square: <http://video.pbs.org/video/2365021524/>
Meeting is 7-9pm at Mark Bolinger's garage in Sugar Land near the Hwy 6 and 90A. Info, email Mark at marksmithb@windstream.net.

The Scroll Saw Splinter Group will meet Saturday, **May 24th** at Woodcraft South (Beltway 8) at 9:30 AM. The program will be a guest speaker so the subject is up to him. He will not share what he will be discussing so you will just have to come to the meeting to find out what it is. We always have a good time and even learn something now and then. Bring those items for Show N Tell. We love to see what you have been doing. And above all don't forget you questions for Problems N Solutions.

The CNC Router Group will be meeting at Patrick Hood-Daniel's house will on Thursday, **May 22nd** at 7:00pm. His address is 20734 Settlers Lake Circle North, Katy, Tx, 77449. Go North on Fry Rd. from I-10 to just past W. Little York, take a left on Lake Promenade Dr. to Settlers Lake Cir. North, take a right to 20734. If you need help finding the address, contact Mike Turner at 281-633-1807.

Sawmill Splinter Group is for people who are cutting and milling their own lumber or those interested in doing so. We discuss sawmills and the projects possible with the lumber. If you are interested, contact Bill Lindsey at bill_lindsey@comcast.net for **next meeting date and time**.

The Toy Group meets on the second and fourth Wednesday of each month at Tim Shaunty's shop at 3614 Thistle St., Houston. Throughout the year, the group makes thousands of toy cars for donation to needy kids around Houston/Galveston.

For directions to Tim's shop please call Andy at 713-409-7030, Tim at 713-503-2284, or Norm Nichols at 281-491-3220.

During the last few club meetings, some of you talked to me, Andy Anderson, about wanting to help with the Toys Project, but stated that the location of Tim Shaunty's shop and the late evenings just didn't fit your schedule. While we can't do anything about the location of the shop, Tim and I have discussed the possibility of adding a time that might be more convenient.

WE WILL STILL MAINTAIN OUR 2nd and 4th WEDNESDAY EVENINGS.

At this time we are considering either a Thursday or Friday MORNING from 9am to noon, followed by lunch for those who desire, assuming we can find some place that will allow "dusty" woodworkers. If you think this option would work for you, please contact Andy Anderson, Toy Coordinator at 713-409-7030, Tim Shaunty at 713-503-2284, or Norm Nichols at 281-491-3220 with your preferred date or questions. We want to make sure that everyone who wants to get involved has an opportunity to help out, and this will simply explore new options to make it as convenient as possible.

CALENDAR OF UPCOMING EVENTS

May 10— Monthly Meeting MULTIPLE Speakers on different topics.

May 17 — Empty Bowls Houston

June 14 — Monthly Meeting Pending: Jon D's Sawdust Factory

June 17— July 17 Monarch School (Tuesdays, Wednesdays, Thursdays)

SPEAKER IDEAS? SEE RON KUENNING

We need your recommendations for speakers on topics of interest to you. Your travels take you to companies and people who would make great speakers, so get that business card and pass the information to Ron Keunning so he can schedule some of that untapped speaking talent!! We need kudos and craft fair info too.

FRED SANDOVAL HOLDS CLASSES

Woodworking Classes—Fred Sandoval holds woodworking classes the last two weekends of each month. For information: 281-793-3502 or sandovalrederick96@yahoo.com.

MONARCH SCHOOL DATES SET

Once again the club has been asked to assist the **Monarch School in cutting out butterflies for their November fundraiser**. We did this three years ago and it was a lot of fun.

The club provides four scroll saws and the manpower to work with the students. The school furnishes all the materials and supplies. This year we will be at the school for three days a week, two and half hours per day, for four weeks in a nice large air conditioned room. We will be there Tuesday, Wednesday, and Thursday of each week starting June 17th and ending on July 17th. We will need two people per day to sign up to work at the school.

Working with these students is very rewarding. It will make you feel good that you were able to help them. They are eager to learn and some are very good with the saw. **Norm Nichols** will have a sign-up sheet at the meeting. Please see him there or call him at **281-491-3220** to get your name on the list. Not only do you get to feel good from helping these students, but also the club gets publicity for participating. Anyone who has ever used a scroll saw is more than eligible to come help the students.

VIDEO LIBRARY—CALL FOR A LIBRARIAN

The Woodworker's Club of Houston Video Library is currently being rebuilt. We will need a librarian to check in and check out the videos. We currently have **Roy Underhill's** Woodwright's Shop collection up to season 21 and will extend as more seasons become available. For the Scrollsawer's, we have found **Jeff Zaffino's** video on his unique cutting and artwork. There are a few of the videos from Wood Magazine available as well, with titles like "Installing Crown Mold." There are a large number of Fine Woodworking videos as well and they are being placed on DVDs for convenience. I will give you one advantage to becoming the video librarian, you can watch any of the videos at any time and not have to wait for the monthly meetings. When I was the video librarian a long time ago, that is what I liked about the position.

...Denis Muras

WWCH AT THE GATHERING OF THE GUILDS.

The Gathering of the Guilds on April 26, was another success with many of the member's projects on view for the people to ask questions about. We had some beautifully crafted projects on display, and hopefully some new members will be joining us in the near future. It pays to advertise! Thank you to all who participated in the day.



OLD REDWOOD AVAILABLE



A former member of WWCH brought a sample of the supply of 50+ year old redwood siding she has available. It's clear, all heart redwood T&G (approx 6" wide) from a remodel of a 16' x 24' atrium. Some of it is very weathered and some not so much. I hope members took advantage of this lovely wood, and the MILLING EQUIPMENT she has for sale also.



If you missed her, see the WWCH member emails, or contact Gary Rowen, WWCH webmaster for her contact information, to see what's left.

Members, I need your input for the newsletter: kudos, trips, articles, field trips, craft fairs, new product reviews, etc.

NEW MEMBERSHIP DIRECTORIES STILL AVAILABLE

The WWCH Golden Hammer Award is back in the showcase at Bavland Community Center.

Just a sample of the "Wink Wood" that Bob brings to most meetings. It's industrial quality, and like a box of chocolates, you never know what you're gonna get. When it's free for the taking, it's even sweeter! Thanks, Bob!! You've made a lot of beautiful projects possible.




When **Tim Shaunty's** name was to be added, we needed an addition to the award. **Denis Muras** stepped up and created the "page two".

Thank you, Denis!



NEW LIFE COMES TO AN OLD THEATRE IN GIDDINGS TEXAS


The Sterling Theatre, circa 1918 served as Giddings' movie house for decades, showing silent movies: Charlie Chaplin, Clara Bow, etc. Then the doors closed and the building sat empty falling prey to the creatures that consume old structures. But some things survived, like the original chairs, floors, and the camera! The theatre is being restored and will live again, showing those cherished old-timey movies and music from a live piano player—just like in the old days...the good old days.



APRIL SHOW AND TELL

PRESENTERS

1. **Joe Cook** — Danner Bookcase
 2. **Dean Grimes** – Oscillating Tool Shelf
 3. **Bill Hoffmeister** — Toy Truck, Camper
 4. **Chuck Lickwar** — Western Bowls
 5. **Chuck Meeder** — Beer Tap Handles
 6. **Josh Nichols** — Rocker and Stool
 7. **Norm Nichols** — Scrollsawed Crosses
 8. **Niklas Oberfeld**— Pill Boxes
 9. **Gary Rowen** — Chest of Drawers
 10. **Joe Stassi** — Pendulum Clock
 11. **Steve Wavro** — Card Party Coasters
 12. **Larry Wenner**—Spice Box
 13. **Bob Wink** — Whirley-gig Oil Rig
- Favorite Tool:** See **Fred Sandoval's** tools in NEXT MONTH's issue.



Joe Cook built this Danner style bookcase from the 1900s with recycled pine from a 110yr old Rice Mill. He customized the pattern adding a second shelf and 4 slats, it features a swivel base, milk painted shelves, cherry stain with 4 coats of polyurethane.

Joe Stassi built this pendulum clock from a Klockkit pattern. So sturdily built, it didn't miss a beat even when it got knocked over! Now that's craftsmanship. Red Oak with honey maple Min-Wax finished with polyurethane. It's a gift for his girlfriend's birthday.



Dean Grimes' project started off to be just a shelf, till "while-you're-at-it-itis" set in, and it became a self-contained storage box for his Oscillating Tools. His wife said that the shelf's sharp edges just didn't look good, so modifications ensued. It has right-sized drawers for all the little tools. Made of 100% Wink Wood with a spray lacquer finish and is anchored by a French Cleat.



Norm Nichols scroll sawed these intricate crosses in Red Oak from a Sue Mey pattern. He said that after the little cuts on the flowers, the rest was easy. Finished in a Min-Wax golden stain and spray polyurethane. Looks like Norm earned his wings with this one.



Chuck Lickwar's inspiration for these Southwestern Bowls, comes from his brother in Phoenix for his "rustic wedding". So, big-hearted Chuck went to work on these LOVEly bowls. The hearts are made of Cedar and the cactus is pine. He used a Forstner bit to hog out most of the wood then used a router for the final shaping and a lot of sanding. It's finished in de-waxed shellac.

Steve Wavro made these card party coasters of aspen and walnut alternating inlays. Bevel cut, points and tight turns on the curves needs lots of practice. Finished with shellac spray and polyurethane.
Let the games begin!!



Josh Nichols crafted this Shaker design, rocking chair of reclaimed curly maple with a vintage maple stain. The back posts are turned, arms are slanted. Good thing he made the seats comfortable, with woven 1" Shaker tape with foam inside, because his next projects are a cradle and changing table!
Congrats, Josh and wife!!!

APRIL SHOW AND TELL



Larry Wenner crafted this lovely spice/jewelry box for his grand niece in walnut and maple. The back is easily removable to reveal hidden compartments. The door front is finished in polyacrylic and the back in polyurethane. Very different.



Chuck Meeder turned these keg handles and screw driver handles out of spalted pecan and curly maple. He got the metal furnishings on sale! The screwdriver bits are interchangeable. Finished in a light amber varnish oil and wax.
So, okay, where's the keg?





Gary Rowen built this chest of drawers to house his wallet, socks and undies plus a few other assundry items. All solid wood is red oak. The drawers are 12mm Baltic birch plywood boxes with 1/4 inch plywood bottoms. The front panels are solid red oak. The back is framed 1/4 inch plywood. Gary finished it with Liberon oil for the top and drawer fronts and then Watco Danish oil for the rest. Gary points out the finer points of the chest feet.

Bob Wink holds his fully functioning oil well drilling whirly-gig with propeller oil barrels, swinging pumping station, and stabilizing derrick. Made of cedar.




Bill Hoffmeister made these trucks of hard maple, walnut, birch and pine for his grandchildren. His granddaughter wanted a "lid" so she could load up her truck; the boy wanted wheels so it would go "zoom, zoom"!! The truck carries a load of sheet rock (layers of plywood) held up by the slats with a dowel holding it in place. Note the steel axles.
The lid is made in three pieces beveled and joined together.



Bob Wink awarded this "Duck Walk" to **Larry Page and his wife, Patti**, who are known in their neighborhood for feeding the locals who "line" up for freebies. Giving them "quackers", right? Another Wink Whammy!

Niklas Oberfeld shared the extremely complex design of these small pill boxes which all feature slidiing, locking lids so the pills don't fall out. He has 10 different designs using a variety of woods.



SPEAKER RECAP: PAUL CARR, TRAIN BUILDER

Paul Carr, builder and donor of the multi-car train that's been a delight of the children at Donovan Park in the Houston Heights (Heights Blvd at 7th Street) told the story of the wooden engine that did! It did get built, it did get installed, and it is being enjoyed!

Built at ½ scale, Carr spent all of his spare time and \$4,000 in tools and materials to build the five-car wooden train, along with the tracks out of 100 percent treated lumber. It took four months to complete. The wheels are decorative only and are anchored to the tracks with screws. The tracks are landscape timbers and the rails are 2x4s. All edges of the wood are sanded smooth.

He says he built it to be durable and "kid, teen, and calamity proof! As soon as the train was installed in the park, about two dozen kids began playing on it. It's like that all the time. Come, be a kid again!!!

The train fits in perfectly with the park, which has a railroad theme. Many years ago, the Missouri, Kansas and Texas Railroad ran nearby by the park. Here are some websites describing Mr. Carr's involvement with the train he built:

<http://www.theleadernews.com/?p=15660>

<http://www.theleadernews.com/?p=14692>

<http://www.bing.com/images/search?q=donovan+park+train&qpv=donovan+park+train&FORM=IGRE>

THAT IS ONE BIG "THANK YOU" BANNER SIGNED BY THE KIDS WHO PLAY ON THE TRAIN IN DONOVAN PARK AND PRESENTED TO PAUL. HE IS AS PROUD OF THAT BANNER AS HE IS OF THE TRAIN.



CALL FOR EMPTY BOWLS BENEFITTING THE HOUSTON FOOD BANK



**DON'T MISS SATURDAY, MAY 17, 2014
AT THE HOUSTON CENTER FOR CONTEMPORARY CRAFT**

Bowls may be dropped off beginning the first week of May
at 10am at the Houston Center for Contemporary Craft (Tuesday thru Sunday)
or at the Ceramic Store, 1002 W. 11th Street (Monday through Saturday).
for news and events see www.emptybowlshouston.org and on Facebook
at Empty Bowls Houston or Twitter at @EmptyBowlsHOU.

The Empty Bowls Houston Steering Committee invites all artists: ceramists, woodturners and woodworkers, hot and warm and cold glass artists, fiber artists, mosaicists, polymer clay artists, metalsmiths, painters and sculptors. to help celebrate the

event's 10th Anniversary

by creating and donating handmade bowls for Empty Bowls Houston 2014.

Renee LeBlanc (Co-Chair) 512-487-4658; arleblancon@yahoo.com Thomas Perry (Co-Chair) 713-660-9488; tomperry56@aol.com
Samantha Oldham (Volunteers) 832-971-4816; sam.l.oldham@gmail.com

Last Chance for these ARTS AND CRAFTS FAIRS IN FRIENDSWOOD

This event will sprawl through downtown Friendswood filling the streets with the aromas of boiled seafood, the sounds of live music, and the sights of local artists and crafters. Artists and crafters who create handmade works can register at www.artdwellers.com

It's going to be a great event!



4th SEMI-ANNUAL Spring Arts Market
May 17-18, 2014
STEVENSON PARK, FRIENDSWOOD



The Annual Spring Arts Market
in Friendswood
Is calling for crafters.
<http://www.springartsmarket.com/>

SEEN AROUND THE WEB



*Now THAT'S
a long drink
of water!
You could
look at that
for hours.*

It's not a fractal, but looks like one!
It's a **coffee table** cut from a cypress root at the Chain-o-Lakes Resort's lodge. Bet they don't move that around a lot! Be careful where you put your glass, too!



MEMBERS SEND YOUR KUDOS AND ARTICLES AND GOOD WEBSITES FOR THE NEWSLETTER.

THE CLUB STILL HAS OPENINGS FOR A TREASURER FOR 2014. ALSO NEEDED ARE SEVERAL MEMBERS WHO WILL STEP UP TO CONDUCT THE RAFFLE AT THE MEETINGS ON ODD MONTHS. Tell a board member.



Visit the Houston locations at:

60 FM 1960

Houston, TX 77090

281-880-0045

&

11707 W. Sam Houston Pkwy S.

Houston, TX 77031

281-988-9449

Woodworkers Club *of Houston*

782 Maler Rd.
Sealy, TX 77474

NEXT MEETING

May 10, 2014

9AM TO 11:30AM
BAYLAND COMMUNITY CENTER
6400 Bissonnet

Speaker:

MULTIPLE SPEAKERS

Members with their "jigs"

Dues payments may be mailed directly to
Larry Page at 19806 Sable Stone Circle
Katy, TX 77450

We're on the web!

[www.facebook.com/pages/
Woodworkers-Club-of-Houston](http://www.facebook.com/pages/Woodworkers-Club-of-Houston)
wwch@wwch.org

WWCH BOARD OF DIRECTORS OFFICERS

President	Chuck Meeder
Vice President	Ron Kuenning
Secretary	Steve Wavro
Treasurer	Larry Page
Publications Director	David Garcia

DIRECTORS

Jerry Harmsen • Henry Majoue, Jr.
Bob Wink
Immediate Past President Steve Procter

COMMITTEE CHAIRS AND CLUB SERVICE PROVIDERS

Book Library	John Gay
Members/Name Tags	Lorraine Lewis
Membership Book	Patti Page
Newsletter	Joyce Saylan
Raffle	Various
Refreshments	Charles (Chuck) Horton
Donuts	Roslyn Hager
Technology	Denis Muras
Video Library	Blaine Stokes
Web Master	Gary Rowen

**2014
MEMBERSHIP
DIRECTORIES
ARE HERE!**

**GET YOURS
AT THE
MEETING**

*Members, wear your club shirts and caps!
Show off your membership in WWCH!*

WOODWORKERS CLUB OF HOUSTON

SHIRTS! CAPS! POLOS!

Get yours today!



**SHIRTS: \$22.00
POLOS: \$16.00 and up
CAPS: \$ 8.00**

*You can add your
custom embroidered name
to your shirt, too.*

SEE TIM SHAUNTY TO ORDER YOUR CLUB APPAREL!

Guests are always welcome at WWCH

Newsletter Publication --This newsletter is designed and distributed by Joyce Saylan.
Send content or questions by email to sayjoyce@hotmail.com.

WWCH PURPOSE *The Woodworkers Club of Houston is a group of men and women of all ages and skill levels who promote, educate, and share the craft of woodworking. The club meets the second Saturday of every month from 9-11:30 at Bayland Community Center, 6400 Bissonnet at Hillcroft. Guests are always welcome at no charge. Membership dues are \$36 per year, or about the price of one good clamp!*