

Woodworkers Club of Houston

A yard had nothing but flat sawn oak. When a caller inquired about getting some quarter sawn oak the quick thinking salesman replied,

"Yup, we've got lots. The widths suck but the thicknesses are unbelievable!"

Volume 29 Issue 5

May 2013

Inside this issue:

President's Message	1
Condolences	1
May Speaker	1
Splinter Groups	2
Calendar & Events	2
Opportunities	2
March Speaker Recap	3
Member News	3
April Show and Tell	4
Woodworkers Show	5
Member Notices	6
Student Competitors	7
Marketplace Craftsmen	7
Caps and Shirts	8

MESSAGE FROM THE PRESIDENT

I hope everyone enjoyed the Woodworking Show as much as I did. I had to go outside to let my credit card cool down. I enjoyed talking to many of the vendors and exhibitors, and found many of the student projects amazing.

Speaking of students, my son is working on his Eagle Scout project, which happens to be a woodworking project to build 12 display carts, 24 small and 24 large platforms to display objects for three art classes at Johnston Middle School. So far we have cut up 17 sheets of plywood and 40 board feet of maple to make kits of parts. Our build day is May 11, which means I will miss the meeting and shop crawl.

Not only will I miss the shop crawl, I had originally offered to be part of the shop crawl, even though some of you have seen the shop (and house) before. But since I received requests to have an open house again, I would be on the shop crawl. However, the calendar forced us to have the Eagle project on the same day. So here is a deal—if you want to see the shop, you can come hang out with a bunch of Scouts, but we will put you to work! Those of you that want to see the house will have to wait. I promise to hold an open house in the future. We are about to embark on the last phase of major remodeling—the living room cabinetry, coffered ceilings and redoing the entire master suite, complete with a dome replacing the tray ceiling. For those counting, that will be the third and hopefully final dome.

Another youth outreach program we participated in last year is Hands on Houston organized by the Houston Center for Contemporary Craft. Members helped kids assemble toy cars. Perhaps someone who attended can talk more about it. If you are interested, tell David Garcia, who will be running the meeting, so we can respond. More info will be elsewhere in this newsletter.

Please take photos from the shop crawl for the newsletter I love checking out shops. I always get an idea or three. You all have fun!

Steve Procter, President

THANK YOU

A huge **thank you** and **congratulations** to Tim Shaunty for all his hard work in bringing the Texas Woodworkers Show together.

What a resounding success.

Vendors expressed their thanks and congratulations to Tim also. See their letters and notes on page 5 along with just some of the photos of the show.

Ya, shoulda been there!

MAY SPEAKER – DAN TREMBEL

Dan Trembel, President of Clouse Floors, otherwise known as Dan the Wood Floor Man, holds the distinction of having been employed by a single firm his entire career as a wood flooring man (forty-four years and counting). Originally founded as R. B. Clouse Lumber Co. in 1941, Clouse Floors has been managed by Dan and his father Ron, since 1963. During Dan's studies at the University of Houston, the Tremble family bought out the company in 1978.



Dan started apprenticing as an installation mechanic and then later as a sand and finish mechanic while still in high school. But after completing his studies at the Technical Institute of Tennessee, Dan's future as a sales technician was set. Although he has been inspecting hardwood floors since the summer of 1971, he has expertise in a variety of areas dealing with wood, and he is looking forward to speaking to our club at the next meeting, Saturday, May 11th.

Dan will cover a variety of subjects pertaining to wood flooring, and is especially looking forward to answering questions which today's contractors and home owners are constantly debating. This should be an interesting and informative presentation and discussion which you would not want to miss.

CONDOLENCES

Members of WWCH extend our sincere condolences to **Don Singer and family** on the recent passing of Don's wife, Wendi.

SPLINTER GROUPS

Hand Tool Splinter Group meets the 4th Thursday of the month at 7-9pm at Mark Bolinger's garage in Sugar Land near the Hwy 6 and 90A. For info, email Mark at marksmithb@windstream.net.

The Toy Group meets on the second and fourth Wednesday of each month at Tim Shaunty's shop at 3614 Thistle St., Houston. Mark your calendars now for the remainder of the year and let's get thousands of toys made for those needy kids out there. We are looking forward to a fun and highly productive year in the toy shop.

For directions to Tim's shop please call Andy at 713-409-7030, Tim at 713-503-2284, or Norm Nichols at 281-491-3220.

The group had a great year in 2012 and is looking forward to what this year will bring. A lot of kids were able to smile at Thanksgiving and Christmas because of the group's efforts. We will bring out even more smiles this coming year with your help.

The Scroll Saw Splinter Group will meet May 25th at Woodcraft South, Beltway 8. The meeting will start at 9:30 AM.

A member would like to know more about drill bit size selection for different sizes of blades. Also, where best to drill the starter holes in the wood/pattern, so that will be our program for May.

There are several opinions on this subject so please come join us to share your technique for pilot holes.

There will be Show N Tell and Problems N Solutions. We are seeing some really nice work coming from this group.

We are excited to have four new members at the April meeting. The good part is that three of them were folks that Denis and I met at the woodworkers show. One is a very young lady who is all excited about getting a saw and starting to cut. Once again this shows that it pays to get the club public exposure. We do get members that way.

CALENDAR OF UPCOMING EVENTS

May 11 — Monthly Meeting : Speaker Don Tremble, President of Clause Floors

May 11 — Shop Crawl after the meeting

May 18 — Empty Bowls Fundraiser at Houston Center for Contemporary Craft. 11am-3pm.



June 8 — Monthly Meeting. Speaker TBA

June 15 — Field Trip to Allen Barr's

July 24-27 — Field Trip to the Las Vegas Woodworking Show

SPEAKER IDEAS? SEE DAVID GARCIA.

Woodworking Classes—Fred Sandoval holds woodworking classes the last two weekends of each month. For information: 281-793-3502 or sandovalrederick96@yahoo.com.

MEMBER AILING

Club member **Jerry Harmsen** is in the hospital and will be in rehabilitation for some time.

Cards may be sent to Jerry Harmsen at the following address:

Jerry Harmsen
1338 Black Heath Ct.
Katy, TX 77494

Our best wishes are with you Jerry until you're back on your feet.

DeWalt Stand For Sale

Steve Procter is selling a new, in the box, DeWalt stand (model DW723) that supports chop saws, even planers, and collapses to a compact size. They are high quality aluminum stands, with pull out extensions. They retail for around \$200. I will sell for \$100. I already have one and love it, but don't need two.

Contact Steve at steveprocter@comcast.net

Potential Supply of Bowling Alley Maple and Pine:

Opportunity coming soon: A bowling alley is potentially up for sale in the near future and a WWCH member is expected to have access to this coveted wood. Who would be interested in 16 ft x 42 inches x 2 ½ inches thick rock maple bowling alley lanes and ~12ft to 15 ft x 42 inches by 2 ½ inches thick long-leaf pine alley pieces? The approach and the first 15 feet are maple and the rest is pine (I didn't know that – did you?).

He asked me not to reveal his name at this time or the details of the pending sale but if you are truly interested I will forward your reply directly to him. No, the CIA or NSA isn't involved. How do I know? the IRS told me so. Contact Gary Rowen, WWCH webmaster.

SHOP CRAWL 2013

The Shop Crawl is scheduled for Saturday, May 11, 2013 after the WWCH monthly meeting.

So, fill up the car, pack a snack, plug in the GPS, and get ready for this year's shop crawl, or maybe shop **road trip** would be more appropriate. Shops open for visitors are, in no specific order:

Sid Hockens

4003 Misty Morn Lane
Sugarland, TX. 77479
281-265-0084

Steve Wavro

4716 St. Andrews Dr.
Baytown, TX 77521
281-424-5471

Chuck Lickwar

1510 CR 797
Brazoria, TX. 77422
979-798-6705

Fred Sandoval

6022 Wildbriar Ln
Richmond, TX. 77469
281-793-3502

Visit all or select which ones you want to visit. Carpools welcome. Phone numbers are listed in case you have trouble finding the shop. No need to be macho, you can call the host for directions if you lose your way. Or call Weston Maynard at 832-830-3224. Maps will be available at the meeting. **Please take photos and send them to us to be printed in the newsletter.**

VOLUNTEERS NEEDED FOR THE RAFFLE AND FOR THE COFFEE

: **A volunteer is needed** to provide the **coffee for this Saturday's meeting**. Contact Charles Horton if you'd like to volunteer. Charles can be reached at 281-477-9799. **If no one volunteers, it will be bring your own coffee.**

The raffle was an economic benefit to the club, as well as to our members who won many fine and interesting tools and gadgets at the meetings. **We need someone to replace Don Singer** who had done a spectacular job providing the raffle items and conducting the raffle. **No Don, no replacement, no raffle.** So if you'd like to take charge of this beneficial aspect of the club, please let anyone on the board know and we'll all start bringing cash to the meetings again!!! Andy Anderson is amassing a trove of items...he needs YOU!

FIELD TRIP TO ALAN BARR'S

David Garcia is planning a field trip to Allan Barr's place on the third Saturday in June (June 15th, 2013). His place is located in Woodville Texas. David will have maps and directions at the June meeting.

GOOD QUESTION—GOOD ANSWER

Kathy writes WWCH with this question: I have some oak cabinets that were stained several years ago with Watco Danish oil in a natural oak color. I love the finish and how easy it is to care for but I really wish I would have stained them a darker color.

How can I make these cabinets darker? Should I add a coat of darker Watco oil or should I try a darker Minwax over it. I don't want to coat them with anything afterwards.

Scott Holmes answers: Watco is an oil/varnish blend, aka Danish oil. The natural has no stain added, all the others have stain added to achieve the colors indicated.

Adding Watco over the existing finish would result in a blotchy mess. Stain and Danish oils are best used on raw wood. Therefore stripping the cabinet with a chemical stripper containing methylene chloride is the best approach. A lot of work and messy.

Another option would be to seal the existing finish in with dew axed shellac and then using a toner to add color to the wood. Toners are like adding a colored sheet of Saran-wrap they do not hide the grain just add an overall color. This is not something to learn how to do on your kitchen cabinets.

I do not have time to do this for you but I know some faux finishers that could do this for you.

MAY SPEAKER RECAP – PAUL MOORE, THE CRAZY CANADIAN



The Crazy Canadian, Paul Moore, demonstrated to club members several unconventional ways on how to use a bandsaw to make bowls from logs. Paul turned the bandsaw into a saw mill and demonstrated a carrier that grips the wood with teeth and carries your piece through the bandsaw blade as opposed to using the fence. Paul carries a number of patents on his "out-of-the-box" inspirations. He talked in depth about the blades, types of blades, cautions about vibration, shaking, and stresses that bind as the wood is cut. His final piece: cutting a bowl with a lid and bottom out of a single log. Paul appears in numerous YouTube videos and is known for his [150 hp wood lathe](#).



Paul sent this message to WWCH. Com when he got home to Canada:

Gotta say, I have never been to a woodworking club meeting ever, in the USA .So impressed by the patriotism to country and state. Secondly, I did not realise how important the woodworking club community is, I will never again take an invite to a club lightly.

So cool to be a part of the Houston Woodworkers Club meeting. Thanks again folks. Looking forward to getting back to Texas soon.



APRIL SHOW AND TELL

PRESENTERS

1. **John Gay**—Gladiola Vase
2. **Chuck Lickwar**—Pepper Mills
3. **Denis Muras**—Fire Truck
4. **Steve Wavro**—Anniversary Plaques
5. **Bruce Wright**—Marquetry Projects

John Gay created this beautiful gladiola vase in mahogany with basswood joints. It holds a glass of water to keep the plants alive. When there are no blooms in the garden, just put the top on, and it's a piece of art! Looks like John's saying he rubbed the vase and a genie "this little" popped out.

Steve Wavro showed club members one of his wedding anniversary hearts of walnut and Baltic birch. For this particular one Steve "fretted" the number 60. It is one of three. He has 20 year, and 30 year plaques for other anniversary mile stones.



Rick Spacek showed off two of his framed fret work "paintings" of some beautiful bridges. To get the dual bridges, Rick just mirrored the pattern to cut the second bridge. Finished with acrylic paints. Amazing examples of perspective.



Chuck Lickwar made these two pepper grinders, of white mahogany and maple. Another example of "Wink Wood" put to good use. Bet the cooks are lining up for these!



FAVORITE TOOL




Bruce White showed off this marquetry project, a framed bird on a branch and a mouse pad of veneer on thin Baltic birch. Bruce asked club members if anyone recognized the type of veneer that he used. Does anyone have a clue? Bet you can Google it!




Denis Muras explained a few tricks that he used to make this fire truck out of maple, walnut and cherry. The figure was cut from a block of layered woods in the appropriate colors...no stains needed. It will be a gift for his nephew's graduation.

Bill Harris' favorite wood clamps have a 3/4" dowel that fits into the workbench dog holes. The clamps will fit 4 sizes up to 10 inches.



TEXAS WOODWORKERS SHOW

The Texas Woodworkers Show in Pasadena was a huge success. Most of the visitors to the show enjoyed it and had positive comments to make. The vendors appeared to be happy with the show. If those two factions can go away feeling good, then it is hard not to have a successful show. People were buying from the vendors (not just small items) which not only makes the vendors happy but also makes the customers feel good as well. The attendance was very good with lots of local people there, but folks from Weimer, Austin, Orange, and even Louisiana came to the show as well. The wood craftsmen set up at the show had a good show also. It appeared that the these booths were particularly appealing to the ladies, or the woodworker's widows. **A big thank you to Tim Shaunty for the many hours, frustrations, and ups and downs he went through to pull this show together in a short time. THANK YOU, TIM!**



HANDS ON HOUSTON AT HOUSTON CENTER FOR CONTEMPORARY CRAFT

From the Houston Center of Contemporary Craft:

Would the Woodworkers Club of Houston would like to participate in our **Hands on Houston. Every first Saturday of the month**, we provide a free craft activity. It is a drop in event, meaning that the participants can come anytime between 11:00am – 3:00pm and create for about 10-15 minutes. We have over 200 people come in every first Saturday. Last year, the Woodworkers led a Hands-on Houston activity in which kids assembled and decorated toy cars and got to take their car home. The event is usually for both children and adults but last year the woodworkers requested that the activity be limited to children only. I was wondering if your club would like to participate again for the June 1st Hands on Houston. **Below is the description of last year's activity.**

Please join Houston Center for Contemporary Craft for Hands-On Houston, a free, craft-activity open house on the first Saturday of every month.

"Wood" you like to assemble and decorate your very own handmade wooden toy car? Well, here's your chance! The members of the Woodworkers Club of Houston have been busy tracing a car pattern on wood, cutting it out with a band saw, drilling holes for the windows and wheel axels, routing, and sanding it on a belt sander. Whew, that's a lot of work, and that's just one car! They are making 150 toy cars for Hands-On Houston, and here is where you come in! Using a jig to hold the car in place, you'll attach the wheels to the car and decorate it using race-car decals and colored sharpies. This activity is for children only: ages 3 to 13. (Toys will not be given out to adults for children who are not present.) Materials have been graciously donated by the Woodworkers Club of Houston.

The Toy Project

The Woodworkers Club of Houston is comprised of 200 members who make and donate about 5,000 toys annually to different charities around Houston and have been doing so for the past 6 years. Learn more at www.wwch.org.

Those interested in joining this event, please see Steve Procter or John Gay.

WOODWORKING SCHOOL NEEDS HELP

Hello Woodworkers Club of Houston,

This July a new woodworking school is opening. And I could use a little help. The school will be **located in San Marcos, TX** (20 minutes outside of Austin, 30 min from San Antonio). Unlike every other school I've researched, this is truly going to target brand new woodworkers with numerous after school classes, home school coursework and adult classes in the evening. A true school. Students will come once a week for a month at a time. The classes will be 3-4 hours long and students will have homework.

Which is why I'm contacting you. I'm in **desperate need of "loaner" sets of tools** that I can send home with students. Since most new woodworkers won't have any tools. I can't think of anything more important if I want to turn someone's small curiosity about woodworking into a full blown obsession than getting them working. So I've got to be able to loan them tools to do homework.

Since I'm doing this school on an uber shoestring budget (just my retirement and savings) I've launched a tool swap campaign. I've produced a video and give details on my **website. wortheffort.com/support/** I could really use your help in getting the word out.

Now you more experienced woodworkers will appreciate the fact that Friday- Sunday I'm leaving the schools schedule open because internationally known woodworkers will be flying in to teach intensive long weekend courses. While I've just begun formalizing dates, I know ya'll will be excited. So there will be another facility that might have classes lining up with a little vacation time. Care to escape for a mini-vacation in Texas Hill Country?

Additionally, my background was as a multimedia teacher (Adobe Certified). I've currently got a KickStarter campaign to trade quality woodwork for the funds to purchase the AV equipment I need to become the silent back end of a woodworking production house. In other words I'll film and produce the DVD's and online videos for the experts out there who don't have the digital expertise themselves. More educational material, what could be better...

I really could use your help spreading the word about these two campaigns.

Both end at the end of May, 2013.

Thanks,

Shawn Graham

sg@wortheffort.com

wortheffort.com



Countdown to AWFS Show in Las Vegas

Time to make reservations, get on the list. Andy Anderson and Denis Muras are taking names to ride along, or caravan. They are open for suggestions for sites to visit along the route.

JULY 24-27, 2013

LAS VEGAS CONVENTION CENTER

LAS VEGAS, NEVADA




A SITE TO SEE: http://www.youtube.com/watch_popup?v=UJrSUHK9Luw **Recycling—music to your ears!**

COMMENTS AND KUDOS ON THE TEXAS WOODWORKERS SHOW

Tim, to be frank, I was a bit concerned when I saw the scarcity of vendors. My fears were quickly allayed as the woodworkers of Houston stepped up and made it a **** show for this vendor!!! I thank you for making the Texas Woodworkers Show happen. We had a super show and although the show was hurt by vendors dropping out at the last minute, I believe that it was a first class event!

We have been running at a feverish pace since the show... We thank you for your inviting us to the show and we look forward to seeing you next year!!
...Jamie LaMuraglia, Trend Routing Technology

STUDENT COMPETITORS



THE MARKETPLACE CRAFTSMEN



THANK YOU FOR
COMING!

We couldn't have done it
without you!

WOODCRAFT[®]

Helping You Make Wood Work[®]

Visit the Houston locations at:

60 FM 1960

Houston, TX 77090

281-880-0045

&

11707 W. Sam Houston Pkwy S.

Houston, TX 77031

281-988-9449

Woodworkers Club *of Houston*

782 Maler Rd.
Sealy, TX 77474

NEXT MEETING

May 11, 2013

9AM TO 11:30AM

BAYLAND COMMUNITY CENTER
6400 Bissonnet

Speaker:

**Dan Tremble, President,
Clouse Floors**

CONTACT US

We're on the web!

[www.facebook.com/pages/
Woodworkers-Club-of-Houston](http://www.facebook.com/pages/Woodworkers-Club-of-Houston)
wwch@wwch.org

WWCH BOARD OF DIRECTORS

OFFICERS

President	Steve Procter
Vice President	David Garcia
Secretary	Chuck Meeder
Treasurer	Larry Page
Publications Director	Gary Rowen



DIRECTORS

Jerry Harmsen • Jon Sears • Bob Wink
Past President Andy Anderson

COMMITTEE CHAIRS AND CLUB SERVICE PROVIDERS

Book Library	John Gay
Historian	VACANT
Members/Name Tags	Lorraine Lewis
Membership Book	Patti Page
Newsletter	Joyce Saylan
Photographer	Gary Rowen
Raffle	VACANT
Refreshments	Charles (Chuck) Horton
Donuts	Roslyn Hager
Technology	Denis Muras
Video Library	Blaine Stokes
Web Master	Gary Rowen

*Members, wear your club shirts and caps!
Show off your membership in WWCH!*



WOODWORKERS CLUB OF HOUSTON

SHIRTS! CAPS!

Get yours today!

**SHIRTS: \$22.00
CAPS: \$ 6.00**



Guests are always welcome at WWCH

Newsletter Publication --This newsletter is designed and distributed by Joyce Saylan.
Send content or questions by email to sajoyce@hotmail.com.

WWCH PURPOSE

The Woodworkers Club of Houston is a group of men and women of all ages and skill levels who promote, educate, and share the craft of woodworking. The club meets the second Saturday of every month from 9-11:30 at Bayland Community Center, 6400 Bissonnet at Hillcroft. Guests are always welcome at no charge. Membership dues are \$36 per year, or about the price of one good clamp!