

# Woodworkers Club of Houston

Volume 32 Issue 6

June 2016

## Inside this Issue

President's Message .....	p. 1,2
New Members .....	p. 1
Calendar of Events .....	p. 1
Splinter Groups .....	p. 2
WWCH Collecting Toys .....	p. 2
Shop Crawl .....	p. 3
Woodworking Travel Article .....	p. 3
Help Needed .....	p. 3
Fox Chapel Open House .....	p. 3,6
Show and Tell .....	p. 4-6
Vendor Ad .....	p. 7
WWCH General Information .....	p. 7

## New Members

### Welcome to WWCH!

Mark Womack  
Ronald Kirchoff  
Dr. James Ligon

Pick up your Membership Directory and sign in at each meeting so you will be counted.

**Happy to have you with us!**

## WWCH Calendar

June 8.....	Toy Group Day Meeting
June 11...	Monthly Meeting & Shop Crawl
June 16.....	CNC Router Splinter Group
June 22.....	Toy Group Night Meeting
June 23.....	Furniture Splinter Group
June 26.....	Hand Tool Splinter Group
July 9.....	Jim Heavey Event

## MESSAGE FROM THE PRESIDENT


We had a couple of welcome surprises in addition to our scheduled activities in our May meeting.

Alfred Molson, long-ago member of WWCH, attended his first meeting in many years. He has some pretty interesting stories after having worked in 10 foreign countries since arriving in Houston in 1950. He told me about the mahogany furniture he built for his home and the many clamps and jigs he made for various projects. Be sure to seek him out if you're interested in learning a thing or two. He said he has a garage full of equipment and would be happy to be of help to others.



If you weren't at the meeting, be sure to look up [tinyhouseexpedition.com](http://tinyhouseexpedition.com). Alexis Stephens and Christian Parsons happened upon our meeting by accident. They came to Bayland Center to attend the [Houston Tiny House Enthusiasts Meetup](#), a group of Houstonians interested in building and maintaining tiny houses, ranging from 100 to 400 square feet. They saw the camper that WWCH member Fusheng Weng is building and joined our meeting by mistake.

Christian spoke about the two of them living in their house as they travel around North America and the value in living small. Downsizing and a leading simpler life can be very freeing as well as less expensive, but it's important to be comfortable. He was very impressed with the quality of work he saw at our meeting and one of his followers said he was delighted to find people who produce such quality work.



*Continued on page 2*

# Splinter Groups

**CNC Router Splinter Group** will meet on Thursday, June 16th, at 7:00pm at [Katy Makerspace](#), 2900 Katy Hockley Cutoff Rd, Katy, TX, 77493. Please contact Mike Turner at 281-633-1807 for further assistance.

**Hand Tool Splinter Group:** Per group member requests, the meetings will be moved to Sunday evenings until further notice. The June meeting is tentatively scheduled for Sunday, June 26, from 7:00 to 9:00 PM at Mark Bolinger's garage in Sugar Land near Hwy 6 and 90A. Please watch your email for any changes or cancellations. Email Mark for directions or details at [marksmithb@windstream.net](mailto:marksmithb@windstream.net).

**Scroll Saw Splinter Group:** At our next meeting, July 23rd, we will be talking about finishing. This is a topic that is always good for a few comments. There are many ways to finish our projects, and there are new products coming out all the time. Bring to the discussion those finishes that you like to use. It is always better to see the products.

We always enjoy seeing what you have been doing in your shop during Show N Tell. And of course, your Problems N Solution questions are always good for a little discussion!

Come see us at our next meeting on July 23rd!

Group contacts: Norm at [scrollsaw@comcast.net](mailto:scrollsaw@comcast.net) or Denis at [denis\\_muras@yahoo.com](mailto:denis_muras@yahoo.com).

**Toy Splinter Group** meets the second and fourth Wednesday of the month at Tim Shaunty's shop. On the second Wednesday, we meet from 12:00 until 3:00 p.m. On the fourth Wednesday, we meet in the evening from 6:00 until 9:00 p.m.

For more information please contact Andy Anderson at 713 409-7030.

**Furniture Splinter Group:** In May we met and discussed machine set up, including table saw, band saw, miter saw, and others. Coming up in June and July, we will each be making an end table. It features tapered legs, an inset apron, and inverse routed top. In June we will start with the tapered legs and joining the top. All are welcome; come join us. For more information, email Lynn Cummings at [Lmcummings@hotmail.com](mailto:Lmcummings@hotmail.com)

**Sawmill Splinter Group** is for those who are cutting and milling their own lumber or are interested in doing so. We discuss sawmills and the projects

possible with the lumber. Anyone with logs to mill or an interest in the sawmill can contact Bill Lindsey at [bill\\_lindsey@comcast.net](mailto:bill_lindsey@comcast.net).

## President's Column

*Continued from page 1*

Don't be surprised if a future Show and Tell includes work done on a tiny house!

The photos from their web site give you a better sense of how small their house actually is. The layout of the house is very deliberate since space is at a premium but still very inviting.

We would never have been invited to their "Open House" if they hadn't stumbled across our meeting. Just as with woodworking, you never know when a mistake can turn into something quite special.

I hope many of you will be joining me on June's shop crawl. I've never been able to attend before so I'm especially looking forward to picking up a tip or two on organizing a shop. Gosh, I wonder if those ideas would help me organize my home as well.

Roslyn Hager, President

## June Program & Raffle

**June Meeting Topic: Finishing**

**Presented by: Allen Scoggins**

This upcoming raffle we will have the \$1 table again with another mystery raffle to be revealed just before tickets are drawn.

## WWCH Collecting Toys

WWCH is collecting **STUFFED ANIMALS** to distribute to the police. They carry these stuffed animals in their squad cars to give to children when they answer domestic disturbance calls. These soft and cuddly toys are so helpful to a traumatized and tearful child when their world is turned upside down.

If you have access to stuffed animals that could comfort a child, bring them to a meeting and we'll take it from there.

Thank you, from the children!

## Shop Crawl June 11

Creepie crawlers, bugs flying, and heat all make for a good shop crawl. The next shop crawl will be held on Saturday, June 11, from 1:00 - 5:00 P.M. Steve Wavro in Baytown and D.L. Dickey and Larry Wenner in Deer Park have graciously offered to allow us to crawl through their shops and see how guys on the east side do things.

Let us make a big turnout, as you might learn something that will help you in your shop. At the same time, you can enjoy great friendship as it should be great. Maps will be provided at the meeting. If there is anyone who needs to carpool, please see me at the meeting or call me at 281-498-8482.

See you there. Bill Harris

## Woodcraft Magazine's Woodworking Travel Sites

Woodcraft Magazine has a list of woodworking travel sites. One is Homestead Heritage in Waco, Texas. Another is a site Andy and I visited a couple of times when travelling to and from Las Vegas for the AWF Show, The Petrified Forest National Park. The Woodcraft Magazine website has a longer list, including the USS Constitution Museum. The list is written up as an article. To find it, click on "Articles" and then look for the article called, "Adventure Travel for Woodworkers." Here's a link to the article: [Woodcraft Magazine Travel Sites](#).

We are planning on going to Boston this summer and will make it a point to see the Constitution.

*Submitted by Denis Muras*

## Help Needed!

**Nominating Committee:** Help build the slate. Please contact Roslyn if you're interested in being on the nominating committee for the December election. It's a short-term assignment, helping to gather the names of people willing to be an officer or on the Board next year.

**Old Directories & Newsletters:** Do you have any old membership directories or newsletters at home you no longer need? Bring them to a meeting for a win-win. Not only will they be added to the club's archive so you'll still have access to them, you'll also be freeing up room for more wood.

*Submitted by Roslyn Hager*

## Fox Chapel Open House

This woodworking open house took place May 13 - 14 at the Rough and Tumble Engineering Museum in Kinzers, Pennsylvania, near Lancaster. As you know, Fox Chapel publishes many books and the magazines Woodcarving Illustrated, Scrollsaw and Crafts, and Pyrography.

A number of their authors were there with exhibits and presenting seminars. There were 12 seminar tents with 4 classes per day per tent. Some were simple presentations and discussions, and about 1/3 were hands-on classes.

I attended 2 seminars by Wayne Barton on chip carving and design, one by Carole Rothman on scrollsaw boxes, and one by Bob Hersey on bark carving. These were all excellent, informal sessions and there was plenty of time to meet and converse with these very pleasant professionals. The number of vendors was not large, but were interesting.



Continued on page 7

# Show and Tell


Show and Tell photos & write-up submitted by Gary Rowen

## PRESENTERS

- David Janowitz**.... Brochure Holders, Mallet, & Bowls
- George Alderete**..... Cutting Boards & Table
- Larry Wenner** ..... Cutting Boards
- David VanDewerker** ..... Boxes
- Dean Grimes** ..... Goblets
- Denis Muras** ..... Toy Cars
- Rick Spacek** ..... Cross, Rolling Pin, & Antler
- David Garcia**..... Cross
- Norm Nichols** ..... Bowl
- Andy Anderson**.....Wahoo Game Board
- Bob Wink**.....Horse & Buggy & Machine Gun
- Bill Lindsey** ..... Bookcase
- Don Lackey** ..... Trivets & Coasters
- Fidel Santos** ..... Rocking Horses
- Fusheng Wang**..... Travel Trailer



**Larry Wenner** crafted this 3D board then finished with polyurethane topped with Johnson wax



From pieces of cherry laying around and using a Dremel to "scoop" out dings and dents, **David VanDewerker** band sawed this box.



From mesquite and Osage orange, **David Janowitz** created these bowls, mallet, and brochure racks for the club.

Maple, cherry and walnut in different patterns make fine cutting boards by **George Alderete**. Going to bat for his son, George also crafted a special table, suggesting an arena, for his son's autographed baseball collection.



Upon advice of a financial planner to diversify, **Dean Grimes** crafted these goblets into which he can place money and watch it grow. Then when the money has matured, Dean can take a drink out of the appropriate container.



With walnut, maple, mahogany, and cherry and whatever else he had lying around, **Denis Muras** crafted this nifty toy cars then finished them with mineral oil and beeswax.



# Show and Tell



Starting with a rolling pin, **Rick Spacek**, did a little bit of wood burning and painting, topping with a coat of clear acrylic. The baseboard holder is of Corian. Rick's cross was scroll-sawed from purple heart then sprayed with polyurethane. Check out Rick's scroll sawed antler.



**Andy Anderson** showed club members a couple of Wahoo game boards that he made for the club's Christmas toy program.



Gathering stuff from around the house **Bob Wink** fashioned this whimsical horse and buggy. Feeling nostalgia from his Army days, Bob put his high caliber talents to work to craft this 50 caliber machine gun. May not clear the road for him but might deter a few trick-or-treaters



**David Garcia** crafted this cross of Winkwood (scrap wood donated by Bob Wink) and finished it with Weathered Oak stain and wipe on polyurethane.

Stacking pieces of purple heart, zebra wood, and mesquite, **Norm Nichols** crafted this fine bowl. He then finished with five coats of shellac.



**Bill Lindsey** ran a pecan log through his sawmill thus converting it to a book case utilizing frame and panel construction.



## Show and Tell



Using cedar and cypress plus nature's own cork, **Don Lackey** made these trivets and coasters. Don also crafted boxes into which to store the corks.



**Fidel Santos** crafted these two fine rocking horses of maple for his grandkids. Fidel commented that polka dots are easy to correct if you make a mistake – just drill a bigger hole.



After shopping for RVs, **Fusheng Wang** decided to build his own. Starting with a trailer from Harbor Freight and following with lumber from Home Depot and other items from an RV place, Fusheng made one. Fusheng presented a slide show of his project with comments about his progress. Now he and his wife are off to see the world.

## Fox Chapel Open House, Continued

*Continued from page 3*

In addition, I had some time to wander through the outdoor museum observing operation of an old belt-driven saw mill, operating steam tractors, and other pump and power generation equipment from the 1800s and early 1900s. This may not be an event I would travel to on its own, but since I was in Pennsylvania visiting family, the Open House was well worth a couple of extra days.

*Submitted by Chuck Meeder*






**NEW!**  
**\$69<sup>99</sup>**

**ROCKLER® GRILL TOOLS  
HARDWARE KIT**

Craft your own custom handles to go with this beautiful, beefy stainless steel hardware for a one-of-a-kind set that will establish you as the grill master – or master grill gift giver!

SKU: 51066

 Free Grill Cart plan at:  
[rockler.com/freeplan](http://rockler.com/freeplan)



Create with Confidence™

**SUMMER SAVINGS SALE PRICES GOOD JUNE 4TH - JULY 8TH, 2016**

3265 Southwest Fwy. • Houston, TX 77027

(713) 622-6567 • [Rockler30.com](http://Rockler30.com)

Store Hours: M-F 9am - 7pm • Sat 9am - 6pm • Sun 11am - 4pm

## WWCH General Information

### WWCH BOARD OF DIRECTORS OFFICERS

President	Roslyn Hager
Vice President	Mike Turner
Secretary	John Lastrapes
Treasurer	David Janowitz
Publications Director	Lisa Sessions

### DIRECTORS

Bill Harris, Gary Rowen, Joe Cook,  
Lynn Cummings

### COMMITTEE CHAIRS AND CLUB SERVICE PROVIDERS

Book Library	John Gay
Donuts	Roslyn Hager
Club Logo Items	Norm Nichols
Membership Book	Patti Page
Members/Name Tags	Roslyn Hager
Newsletter	Lisa Sessions
Raffle	Lynn Cummings
Refreshments	Steve Wavro
Technology	Denis Muras
Video Library	Lisa Sessions
Web Master	Gary Rowen

### NEXT MEETING

**June 11, 2016**

9:00AM TO 11:30AM

BAYLAND COMMUNITY CENTER, 6400 Bissonnet

**Allen Scoggins: Finishing**

*Guests are always welcome at WWCH meetings!*

**Newsletter Publication:** Do you have an announcement or item for the newsletter? Send it to Lisa Sessions, WWCH Newsletter Editor, at [lasessions@earthlink.net](mailto:lasessions@earthlink.net).

***We're on the web!***

[www.wwch.org](http://www.wwch.org)

**Like us on Facebook!  
Woodworkers Club of Houston**

**WWCH PURPOSE** *The Woodworkers Club of Houston is a group of men and women of all ages and skill levels who promote, educate, and share the craft of woodworking. The club meets the second Saturday of every month from 9-11:30 at Bayland Community Center, 6400 Bissonnet at Hillcroft. Guests are always welcome at no charge. Membership dues are \$36 per year, or about the price of one good clamp!*