

# Woodworkers Club *of Houston*

**NOTICE!**  
**July Meeting Special  
 Event & Location**  
 See page 3 for details.

**Inside this Issue**

President's Message ..... p. 1  
 New Members ..... p. 1  
 Calendar of Events ..... p. 1  
 Help Needed ..... p. 1  
 Splinter Groups ..... p. 2  
 WWCH Collecting Toys ..... p. 2  
 WWCH Facebook Group ..... p. 2  
 In Memoriam ..... p. 2  
 Jim Heavey Event ..... p. 3  
 Shop Crawl..... p. 4  
 Show and Tell.....p. 5-6  
 Vendor Ad ..... p. 7  
 WWCH General Information ..... p. 7

**MESSAGE FROM THE PRESIDENT**

I took part in the June shop crawl and was really glad I went. Would I be surprised at someone's shop, or would it match my expectation of that person?

I didn't get to Deer Park, but Steve Wavro's shop was certainly what I pictured. He's said several times that he took up Intarsia to learn to be more patient, and his work area reflected patience and order.

I can't maintain it but strive for order in my life. I love his shop drawers labeled for equipment and different species of wood. And when Steve turned his garage into his shop, he added windows overlooking the back yard. It's easy to picture him working with his scroll saw with the windows just beyond. It's beautiful and very peaceful there and I learned that windows are definitely on my shop wish list.

I have to thank Bill Harris and Steve big time for their assistance. I'm a believer in gauges rather than idiot lights, and in Baytown I noticed my car temperature kept rising. What a mess it would have been to not know there was a problem until a hot engine light came on while I was on a highway. It turned out that my car was out of antifreeze. All of Steve's visitors were offered hot dogs and cupcakes, but I got a bonus – a jug of antifreeze. Thank you both for getting me back on the road safely. There are few experiences that make me feel as good as knowing there are people looking out for me.

Hope to see everyone at the Jim Heavey program in July.

Roslyn Hager, President

**New Members**

**Welcome to WWCH!**

Pamela Collum  
 Paul Raffoul  
 Ronald Wheeler

Pick up your Membership Directory and sign in at each meeting so you will be counted.

**Happy to have you with us!**

**WWCH Calendar**

- July 9 ..... Jim Heavey Event
- July 13 ..... Toy Group Day Meeting
- July 14 ..... CNC Router Splinter Group
- July 21 ..... Furniture Splinter Group
- July 23 ..... Scroll Saw Splinter Group
- July 24 ..... Hand Tool Splinter Group
- August 13 ..... Monthly Meeting

**\*\*No Toy Group Night Meeting this month**

**Help Needed!**

It's almost time to start building our slate of officer candidates for next year. Please contact Roslyn Hager at [roslynhager@sbcglobal.net](mailto:roslynhager@sbcglobal.net) if you're interested in being on the nominating committee for the December election. It's a short-term assignment, helping to gather the names of people willing to be an officer or on the Board next year.

# Splinter Groups

**CNC Router Splinter Group** will meet on Thursday, July 14th, at 7:00pm at Patrick's place, 20734 Settlers Lake Circle North, Katy, TX 77449. Please contact Mike Turner at 281-633-1807 for further assistance.

**Hand Tool Splinter Group:** Per group member requests, the meetings will be moved to Sunday evenings until further notice. The July meeting is tentatively scheduled for Sunday, July 24, from 7:00 to 9:00 PM at Mark Bolinger's garage in Sugar Land near Hwy 6 and 90A. Please watch your email for any changes or cancellations. Email Mark for directions or details at [marksmithb@windstream.net](mailto:marksmithb@windstream.net).

**Scroll Saw Splinter Group:** At our next meeting, July 23rd, we will be talking about finishing. This is a topic that is always good for a few comments. There are many ways to finish our projects, and there are new products coming out all the time. Bring to the discussion those finishes that you like to use. It is always better to see the products.

We always enjoy seeing what you have been doing in your shop during Show N Tell. And of course, your Problems N Solution questions are always good for a little discussion!

Come see us at our next meeting on July 23rd!

Group contacts: Norm at [scrollsaw@comcast.net](mailto:scrollsaw@comcast.net) or Denis at [denis\\_muras@yahoo.com](mailto:denis_muras@yahoo.com).

**Toy Splinter Group:** This month, the Toy Group will meet at Tim Shaunty's shop on the second Wednesday from 12:00 to 3:00 PM. Coffee and cookies are always served. Please attend and help make toys to be given away to charities for underprivileged children in November for their Christmas programs. All are welcome.

**ALERT!!** due to Tim's travel, the toy making group will NOT meet on the 4th Wednesday (July 27th), This is the normal evening session. Remember, you can make toys at your home shop and bring them to the group - if a few of us do this we will not miss this one meeting.

For more information please contact Andy Anderson at 713 409-7030.

**Furniture Splinter Group:** In June we started construction of an end table. We discussed design, wood selection, and other options. Focus was also put on making a tapered leg. As with most woodworking, there is more than one way to accomplish something. Some brought jigs to use on the table saw to help cut the taper and one was cut free hand on the bandsaw.

For July, the table bottoms are to be built and focus will be spent on edge joining the top together.

Come join us each month. We meet on the third Thursday of the month at 7:00pm. All are welcome.

For more information, email Lynn Cummings at [Lmcummings@hotmail.com](mailto:Lmcummings@hotmail.com)

**Sawmill Splinter Group** is for those who are cutting and milling their own lumber or are interested in doing so. We discuss sawmills and the projects possible with the lumber. Anyone with logs to mill or an interest in the sawmill can contact Bill Lindsey at [bill\\_lindsey@comcast.net](mailto:bill_lindsey@comcast.net).

## WWCH Collecting Toys

WWCH is collecting **STUFFED ANIMALS** to distribute to the police. They carry these stuffed animals in their squad cars to give to children when they answer domestic disturbance calls. These soft and cuddly toys are so helpful to a traumatized and tearful child when their world is turned upside down.

If you have access to stuffed animals that could comfort a child, bring them to a meeting and we'll take it from there.



Thank you, from the children!

## Facebook Page

Did you know that the Woodworker's Club of Houston has a Facebook group? Members can post pictures of their work, see other members' work, and see and share interesting woodworking posts from across the internet. In Facebook, search for "Woodworker's Club of Houston" and then click on Join button to join our group.

## In Memoriam

We are saddened to report that Norman Stutts, a member of the Woodworkers Club of Houston, has passed away. Norman was an avid scroller and lived in Highlands, Texas. His obituary may be viewed here: [Norman Stutts Obituary](#).

## No Raffle at July Meeting

There will be no raffle held this month at the Jim Heavey event.

# July Meeting: Special WWCH Event

## WOODWORKING SEMINARS

Presented by

Jim Heavey of Wood Magazine

hosted by Woodworkers Club of Houston

Thank you to our sponsors: **Circle Saw, Houston Hardwoods, and Crosspoint Church**



**July 9<sup>th</sup>, 2016** 10 AM to 5 PM

WWCH General Meeting at 9:00 AM.

Jim will present information on the following topics:

- Woodworking Tips & Techniques
- Veneer Work
- Circular Saw Joinery
- Router Table Techniques

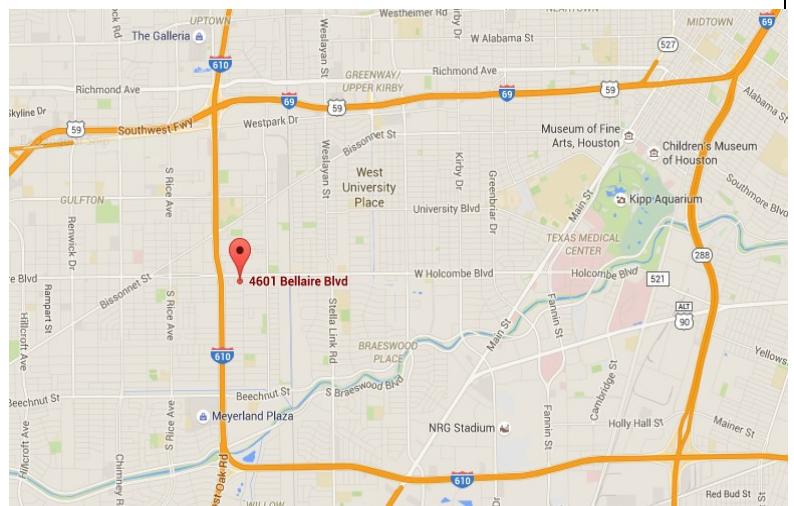
**Open to the Public** - Admission \$10.00 for nonmembers or join WWCH for \$18 and attend for free.

**Lunch will be available for an additional \$10.**

Crosspoint Church Gym  
4601 Bellaire Blvd  
Bellaire, 77401

For more information, visit the WWCH website at [www.wwch.org](http://www.wwch.org).

NOTE: The monthly meeting raffle will not be held during this event.





# Shop Crawl Report

I want to thank D.L., Larry, and Steve for being outstanding hosts for the shop crawl. I think we had 15-20 members who went on the shop crawl. I am sure you learned something at every shop you visited. I know I did. Those of you who did not go, do yourself a favor and sign up for the tour on September 10th. See you all at the next meeting. *Submitted by Bill Harris.*



D.L. showing his banded boxes and sharing how he made the banding.



Larry explains that using a large lazy Susan for table top tools works great in a small shop space.



Steve at his Hawk scrollsaw. The engineering file cabinet he uses to organize small wood pieces is in the background.



Larry found a way to make full use of the slightly elevated walkway that most garages have by building pullout storage cabinets and racks for things like clamps.



The shops all had a lot of drawers for storage. Here is a picture of a custom drawer divider in Larry's shop.

*Photos by Gary Rowen & Lisa Sessions. Photo captions by Lisa.*



# Show and Tell


Show and Tell photos & write-up submitted by Gary Rowen

## PRESENTERS

- Fred Sandoval** ..... Guitar Neck Clamps
- Norm Nichols** ..... Plaque & Artwork
- Bill Harris** ..... Toy Cars
- Lon Kelley** ..... Cutting Boards
- Peter Doe** ..... Desk
- John Gay** ..... Box
- Bob Wink** ..... Whimsical Art Designs
- Chris Farquhar** ..... Clothing Hangar
- Glen Edwards** ..... Crosses
- Mark Bolinger** ..... Coffee Table
- Dean Grimes** ..... Goblet
- Andy Anderson** ..... Vase



Setting a goal of 600 toy cars for this year's WWCH toy program and finding them fun and easy to make, **Bill Harris** scroll sawed these cars from Wink wood. Wink wood is excess pieces of wood donated by Bob Wink.



**Fred Sandoval** explained how he made these capos from walnut, mahogany, turquoise, maple, mother-of-pearl, and leather. Fred found that the only glue that would securely fasten the leather to the wood is Gorilla glue. Fred used Waterlux as a finish. A capo is "a clamp fastened across all the strings of a fretted musical instrument to raise their tuning by a chosen amount."



Thinking ahead for Christmas, **Lon Kelley** prepared these cutting boards from leftover padouk and ersatz mahogany. The boards are finished with mineral oil. Hmm, how can they be cutting boards when there are no sharp edges?



Admitting that his garage is comfortable for working in but not the most conducive to design work, **Peter Doe** set up his spare bedroom with a desk that he made of maple. The legs came from an old solid maple bench that once belonged to his father-in-law. The drawer fronts are crafted from curly maple. Peter explained the uniqueness of his drawer design (shown above). Now he can do like many other folks do – cover it up with work.



**Norm Nichols** showed club members his plaque of black walnut and purple heart commemorating the outdoor BBQ griller. Keep calm and grill on, Norm.



For the images of Jesus, Norm explained how he stacked and cut two outlines then took the waste to form a contrasting second image using the second of two outlines as a positioning guide. Clever, eh?



# Show and Tell



Planning ahead for Christmas gifts for older kids, **John Gay** used leftover pieces of cedar from a neighbor's newly installed fence to craft these sliding lid boxes. Before utilizing the cedar pieces, John used a drum sander to smooth them a bit.



Working towards craft shows at the end of the year, **Glen Edwards** crafted these beautiful crosses of Baltic birch on face and 1/2 inch walnut on back. Glen used a little bit of Wink wood, too.

From his gallery of whimsical creations comes **Bob Wink's** "ode" to the Postman. Neither rain nor sleet (nor flood) stopped Bob in this project.



Bob also presented a tribute to Fred Sandoval's guitar making skills. (Fred spoke to members about guitar making at the May meeting.)




Bob presented Fred with his "ode" to the western guitar cowboy, hat and all. Yippee ti yay!



**Mark Bolinger** made this coffee table of walnut for his son who provided the desired dimensions. Mark says that this table is the first project that he has done in a long time that didn't have some Wink wood in it. Mark chairs the hand-tool splinter group but admitted that this project wasn't all made with hand tools.

**Dean Grimes** showed club members an example of an anniversary goblet with captured rings that he is making for gifts. They are made of cherry and finished with mineral oil and bees wax. Dean says "everyone" wants one – gee, I wonder why.



Until you hold it up and push on the bottom, you don't know that the slats partly "fall" out to become hangers for coats, boots, or even ten-gallon cowboy hats. **Chris Farquhar** crafted these of cherry, oak, and chestnut for his son.



**Andy Anderson** says that his vase (or is it vas) was made from southern wood – "pee" can. All he needs now is a stemmed magnolia.



Visit the Houston locations at:

60 FM 1960

Houston, TX 77090

281-880-0045

&

11707 W. Sam Houston Pkwy S.

Houston, TX 77031

281-988-9449

## WWCH General Information

### WWCH BOARD OF DIRECTORS OFFICERS

President	Roslyn Hager
Vice President	Mike Turner
Secretary	John Lastrapes
Treasurer	David Janowitz
Publications Director	Lisa Sessions

### DIRECTORS

Bill Harris, Gary Rowen, Joe Cook,  
Lynn Cummings

### COMMITTEE CHAIRS AND CLUB SERVICE PROVIDERS

Book Library	John Gay
Donuts	Roslyn Hager
Club Logo Items	Norm Nichols
Membership Book	Patti Page
Members/Name Tags	Roslyn Hager
Newsletter	Lisa Sessions
Raffle	Lynn Cummings
Refreshments	Steve Wavro
Technology	Denis Muras
Video Library	Lisa Sessions
Web Master	Gary Rowen

### NEXT MEETING: SPECIAL EVENT & LOCATION!

**July 9, 2016**

### **Jim Heavey: Woodworking Seminars**

Crosspoint Church Gym • 4601 Bellaire Blvd • Bellaire, 77401

**Meeting at 9:00 AM & Seminars from 10 AM - 5 PM.**

*See page 3 for details.*

**Newsletter Publication:** Do you have an announcement or item for the newsletter? Send it to Lisa Sessions, WWCH Newsletter Editor, at [lasessions@earthlink.net](mailto:lasessions@earthlink.net).

***We're on the web!***

[www.wwch.org](http://www.wwch.org)

**Like us on Facebook!  
Woodworkers Club of Houston**

**WWCH PURPOSE:** The Woodworkers Club of Houston is a group of men and women of all ages and skill levels who promote, educate, and share the craft of woodworking. The club meets the second Saturday of every month from 9-11:30 at Bayland Community Center, 6400 Bissonnet at Hillcroft. Guests are always welcome at no charge. Membership dues are \$36 per year, or about the price of one good clamp!