

Woodworkers Club of Houston

Stumps are the roots of all evil. Just ask any woodworker with only three fingers!

Volume 30 Issue 7

July 2014

Inside this issue:

President's Message	1
New Members	1
July Speaker	1
Splinter Groups	2
Calendar & Events	2
Woodworker Shows (2)	3
Recap: June Speaker	4
July Speaker	4
Seen on the Web	5
August Speaker	6
Monarch School Update	6
Lie-Neilsen Hand Tools	7
Wink Whammy!!	7
Caps and Shirts	8

MESSAGE FROM THE PRESIDENT

WOW!!! Last month's presentation and demo by Frank Strazza was OUTSTANDING. Not only does Frank do amazing woodworking, he is a great speaker and instructor. He was able to discuss what, why, and how he was doing things during the demo, as well as respond to questions.

Thanks to Ron Kuenning for arranging this presentation, to Andy Anderson for bringing in his bench for Frank to use, to Denis Muras for taking care of the extra audio and video projection, and to everyone else who helped with setup and cleanup.

Please note that the July meeting will be back to the normal schedule starting at 9:00am with Show and Tell and a raffle.

An important club activity is taking place from June 17 through July 17 at the Monarch School. Club members are providing some scroll saws and volunteers to provide guidance to the students at Monarch as they cut out Monarch Butterflies to sell for their fall school fundraiser. There are at least two club members there each Tuesday, Wednesday, and Thursday for 2½ hours. I had the opportunity to participate on June 25 and found the experience rewarding, interesting, and fun. Thanks to Norm Nichols for arranging and coordinating this worthwhile, community service program.

WWCH still needs a video librarian. Denis Muras has been making new copies of damaged videos and CD/DVDs, and obtaining some new ones. The digital library is a valuable club resource but a volunteer librarian is needed to make the library materials accessible to the membership. Someone, please help. As librarian you would have quick access to all materials and first shot at viewing new ones.

See you at our July meeting.

Chuck Meeder, President

NEW / RETURNING MEMBERS

Welcome New Members
and
Welcome back
to Returning Members

Marc Chung
Elvert Collazos
Geore Fingleton
Niklas Oberfeld
Gene Von Tungein
Ed Zinni

Pick up your Membership Directory, your badge, discount card.

DO sign in each time you attend a meeting so you will be counted and the club will continue to qualify for the large meeting room.

Happy to have you with us!

JULY SPEAKER—HEIKO WEINER – EUROPEAN TECHNIQUES

Meet **Heiko Weiner, owner of HWR Decorative Woodworking**. He will speak on the European woodworking techniques he learned at his grandfather's knee in Germany that he uses now, crafting decorative objects and fine furniture.

Since coming to the U.S. in 1994, he travelled extensively, honing his skills, and expanding his creativity.

His beautiful works of art are shown in fine arts shows across the country. He mixes styles and materials, which include other natural products like essential oils, semi-precious stones, bone and metal. He creates segmented decorative bowls, vases, wooden jewelry, and customized items for fine and exceptional decor.

He will discuss segmented bowl turning which led him to search out gnarly pieces of wood that he pieces together into fine works of art, some of which he keeps in his shop as a reminder of how his art is continuing to evolve into his prestigious craftsmanship.

He should love the images on page 5 of this newsletter!

See his website at www.hwrwood.com.



SPLINTER GROUPS

Hand Tool Splinter Group: The next meeting will be near the end of July. **Date and topic to be determined.** Please call or email Mark Bolinger for specific details.

Meeting time will be 7-9pm at Mark Bolinger's garage in Sugar Land near the Hwy 6 and 90A. Info, email Mark at marksmithb@windstream.net.

The Sawmill Splinter Group is for those who are cutting and milling their own lumber or are interested in doing so. We discuss sawmills and the projects possible with the lumber. If you are interested, contact Bill Lindsey at bill_lindsey@comcast.net for **next meeting date and time.**

The CNC Router Group will meet July 17th at Patrick's house at 7:00pm. We will be discussing CNC driver software. Patrick's address is 20734 Settlers Lake Our group is currently working on and discussing the construction of a 2' x 3' CNC router design. We have done some preliminary sketches of the machine and discussed what our best options would be in the design of the gantry and its relationship to the base. We will continue to refine our sketches and design utilizing a working prototype of the machine. If you need help finding the address, contact Mike Turner at 281-633-1807.

The Toy Group meets on the second and fourth Wednesday of each month at Tim Shaunty's shop at 3614 Thistle St., Houston. Throughout the year, the group makes thousands of toy cars for donation to needy kids around Houston/Galveston. **See the expanded schedule below for additional work sessions** and come lend a hand !!

As a follow-up to earlier discussions regarding providing more opportunities for members to work with the TOY PROGRAM, Tim Shaunty opened his shop on Thursday mornings and still maintains the 2nd and 4th Wednesday evenings.

If there is appropriate participation during this **trial period**, we will extend the Thursday morning sessions for the remainder of the year. There is no reason to let us know if you are coming, just show up and join the group in our efforts to continue the toy program of the Woodworkers Club of Houston.

The address of the shop is 3614 Thistle St., Houston, TX 77047. If you have questions or need directions, call Andy Anderson at 713-409-7030, Tim Shaunty at 713-503-2284, or Norm Nichols at 281-491-3220.

TOY PROGRAM EXTENDED DATES

The schedule for Toy Making for July is as follows:

July 17 — Thursday Morning 9:00am – 11:30am
July 23 — Wednesday Evening 7:00pm – 9:00pm
July 31 — Thursday Morning 9:00am – 11:30am

August dates TBA

CALENDAR OF UPCOMING EVENTS

July 12 — Monthly Meeting Speaker: Heiko Weiner, European Woodcraft Techniques

August 9 — Meeting Speaker: Patrick Waters-Monarch Schools

August 20–23 — International Woodworkers Fair, Atlanta, GA

October 24–26 — The Woodworking Shows in Conroe

October 24–26 — Lie-Neilsen Hand Tool Event

SPEAKER IDEAS? SEE RON KUENNING

We need your recommendations for speakers on topics of interest to you. Your travels take you to companies and people who would make great speakers, so get that business card and pass the information to Ron Keunning so he can schedule some of that untapped speaking talent! **We need kudos and craft fair info too.**

FRED SANDOVAL HOLDS CLASSES

Woodworking Classes—Fred Sandoval holds woodworking classes the last two weekends of each month. For information: 281-793-3502 or sandovalrederick96@yahoo.com.

VIDEO LIBRARY DEFINITELY NEEDS YOU

We still need a member to take on the maintenance of the WWCH Video Library. You get to see the videos any time you like. It's a perk of having them right at your fingertips. Please see any member of the board if you can lend a hand.

TIMES ARE A CHANGING FOR THE SCROLL SAW SPLINTER GROUP

The Scroll Saw Splinter Group will meet July 26 at Woodcraft South, Beltway 8, 9:30am. Last month Rick Spacek showed us how he works his magic with his woodburning tools. This month he will continue by showing us what he does to add color to his work. This promises to be another great program.

Don't forget your items for Show N Tell and bring your questions for Problems N Solutions.

It was decided at our last meeting that we will **change up our meetings in the future. Starting in October we will meet quarterly.** At these quarterly meetings we will take a different approach to the way we do things. For example, at the October meeting we will be talking about taking a picture to a pattern. There are several software packages out there as well as tutorials to go along with the software. Charles Volek does this manually. As you can see there are a lot of options out there.

What we will do in October is discuss individual's experiences in making a pattern using any of the softwares or other techniques. This will be more of a discussion than a program presentation. Many of us have tried this but not too successfully, at least that applies to me! I know this isn't for everyone, but it sure will be interesting to see how it can be done just case you have a need some day down the road.

Contact Norm Nichols at 281-491-3220 for more information.

THE WOODWORKING SHOW TO BE HELD IN CONROE IN OCTOBER 2014

The Woodworking Shows has a new location and a new date for their Houston area show. Mark your calendars!

The Lone Star Convention & Expo Center

9055 Airport Rd

Conroe, TX 77303

October 24–26, 2014

Friday 12-6; Saturday 10-6; Sunday 10-4 \$10 online; \$12 at the door (cash only)

See their website for updates on speakers and seminars, coupons for good stuff, new products, giveaways, and of course, The Project Showcase. More details to come as the date nears.

<http://www.thewoodworkingshows.com/webapp-shows/houston>

INTERNATIONAL WOODWORKERS FAIR IN ATLANTA, GEORGIA

International Woodworkers Fair August 20-23, 2014

Georgia World Congress center, Atlanta, Georgia

It's not too early to start planning for the IWF. There are thousands of exhibitors showing hand and power tools, hardware, cabinet components, wood manufacturing machines, and on and on. There are also plenty of opportunity to purchase tools and supplies at discounted prices. The convention center is easy and inexpensive to get to via the light rail, so you don't have to drive and pay parking each day. There are plenty of reasonably priced hotels with access to the rail lines. There are also some interesting things to see and do around Atlanta, like visit **Highland Hardware**, <http://www.highlandwoodworking.com/>. This is an old fashioned store with modern equipment. Visit the Woodcraft store in Atlanta to see how extensive they can be. Rockler also has a store to visit. Visit the website at www.IWFAtlanta.com to learn more. Be prepared to walk a lot!

The IWF Show is a showcase of the latest in woodworking technology and the supporting industry. There will be vendors selling to the industry as well as the small/home shop. You will see the vendors that we are familiar with: Lee Valley/Veritas, Jet, PowerMatic, and others. You will see Fine Woodworking Magazine as well. There will be vendors that are not as common such as Oliver Tools. For you CNC types, there will be plenty to see in this field, power heads, mechanism to complete machines. This is the chance to see how large cabinet shops operate. There is also a section on cabinet hardware, Blum in particular. If it is related to woodworking, it will be there. Even our good friends at Woodline have a booth.

While in Atlanta, there are some non-woodworking sites to see to have a little fun as well. The **Atlanta Zoo** is outstanding and is one of the few zoos with Pandas. Nearby is the **Cyclorama and Civil War Museum**. There's also **Stone Mountain Park**, the **Coca Cola Museum** and many other tourist attractions. Travel back in time and glimpse what life was like in the 1860s at the **Tullie Smith Farm**, explore the elegance of the **1928 Swan House**, or visit our midtown campus, the **Margaret Mitchell House**, and see where the Pulitzer Prize-winning novel *Gone with The Wind* was written.

There's usually a small group of WWCH members that make the 14 hour drive. I am planning on attending the show as part of a vacation with Sheryl. Unless a group of people want to get together and plan a road trip, I will be traveling with Sheryl. Not that a group of men from the club are not fun, she is better looking. If any others want to attend and want to meet in Atlanta, please contact Denis Muras and we can make arrangements.

FIRST RAFFLE DONATION CONFIRMED FOR THE OCTOBER PICNIC

Denis Muras received this email confirming the first donation for our October picnic raffle items. An early start must mean that this year's raffle should be a fabulous one! Keep your ears peeled and your radar up for possible donations from your contacts and let Denis know so he can keep up the momentum!

Good morning Denis,

We are happy to send you a donation in continued support of your group's woodworking endeavors. You will find a Work Sharp 3000, a Wide Blade Table Attachment and a Tool Bar Attachment included in the shipment.

If you'd like any further information about these tools, or their accessories, please visit us online at www.worksharptools.com.

If there is anything else we can provide for you, please do not hesitate to contact us.

Stay Sharp & Safe In the Shop.



Taffy Taulbee, Customer Relations Manager | Darex, LLC

210 East Hersey St | Ashland, OR 97520

Ph: 800-418-1439 | Fax: 541-552-1377




SPEAKER RECAP: FRANK STRAZZA TWO HOUR DEMONSTRATION



Frank Strazza, renowned Texas woodworker and instructor at the **Heritage School of Woodworking** near Waco, presented a two hour demonstration on using hand tools to make dovetail joints, decorative inlay, and other items.

Frank has won multiple awards, including, Best of Show, People's Choice, First and Second Place, Best Traditional Furniture and much more for many of his pieces, including several awards both at the Texas Furniture Makers Show and at the International Design in Wood Exhibition in California. His most recent win was at the 2012 Texas Furniture Makers Show where he won both Best of Show and People's Choice for his "Roses Table". He also participated in building furniture for the permanent collection at the White House in Washington D.C.

He proudly showed his collection of absolutely necessary hand tools that make quick work of intricate details.



The presentation began with a slide show of some of Frank's projects and some that can be seen in the White House, gifts from the outgoing president, George Bush, to the current president, Barack Obama. He emphasized the "balance" between hand tools and power tools, his preference for hide glue and stressed having sharp tools. If you take his complete course, many hours will be spent on learning how to sharpen tools. Frank even uses a chisel to put a very sharp point on his pencil to get crisp clean lines.

Frank prefers a tool well in his work bench for convenience as well as for "catching" tools that might accidentally roll off.

Some of Frank's work involves bending wood which he says requires wood to be green or air dried. Kiln drying hard sets the lignun making bending very difficult.

Another critical aspect of working with hand tools, is to "assume the correct stance", and a balanced body provides stability and leverage, major safety issues.



Interest was keen throughout the event, as members examined the pieces up close, and got their questions answered. It was a very informative meeting and we thank Frank Strassa for coming to Houston from Waco to share his expertise.

For more photos and commentary, please follow this link: [June 2014 Projects](http://www.wwch.org) at [wwch.org](http://www.wwch.org)



SEEN ON THE WEB—Phenomenal and Inspirational

You'll never view tree roots the same way again!! Let these spectacular works of art inspire something extraordinary!



Whether you're artsy, whimsically minded, linearly inclined, MAD and mechanically adept, or just have a lot of little blocks left over from some other project, or somebody down the street has dug up an old tree and left it curbside, wood and imagination together creates miracles!



MONARCH SCHOOL CUTS ITS WAY THROUGH THE BUTTERFLIES IN RECORD TIME.

Students at the Monarch School, under the guidance of WWCH club members, cut out 150 butterflies in seven days. The schedule time was 15 days but those students got serious and got it done in record time. Four saws were set up at the school for the students to use. Three or four students worked at a time in the shop. The students were remarkable. They followed instructions and were eager to cut which was reflected in how fast they completed the project.

There are several people who made all this possible. Andy Anderson who took over the first week while I was on vacation. Tim Shaunty who transported the saws to and from the school. Andy, Tim, and Denis Muris for donating their saws. The volunteers who worked with the students were, in order of appearance, Ron Kuenning, Bill Byrne, Joe Cook, Steve Wavro, Rick Spacek, Charles Volek, Bill Harris, Chuck Meeder, and Jimmie Hendricks. Thanks also to Sean O'Connor who volunteered but we were finished before his scheduled time. A big thank you to club member and Monarch instructor Patrick Waters, who was more than helpful in getting the students to and from the shop and maintaining a smooth flow of activity. To everyone who contributed anything to the effort at the Monarch School, thank you so much. This is an example of way the Woodworkers Club of Houston is such a wonderful and considerate group of people.



AUGUST SPEAKER: PATRICK WATERS—“MakerEd” Woodshop Teacher

"Makerspaces and Woodshops"

Patrick Waters is a MakerEd teacher. What's MakerEd? MakerEd is an educational philosophy that celebrates the learning process which occurs when a person makes something interesting. He's a woodshop-esque teacher in a math/science department at a very progressive therapeutic private school for students with neurological differences. His job involves a little of everything: lesson planning, curriculum building, community outreach, technology literacy, arts, crafts, engineering, mathematics, outdoor environmental education, wearing a tool belt, generally being awesome and so on. He doesn't just create robots and woodcrafts, he helps craft children into thinking, problem-solving, engaged adults. When he's done teaching young adults, he teaches normal-aged adults at local makerspaces, such as <http://www.txrxlabs.org>, TX/RX Labs. He regularly posts updates on his work at <http://www.woodshopcowboy.com>, www.woodshopcowboy.com, a blog at the crossroads of woodshop, education and technology.

Waters will discuss what "Makerspaces" are, the philosophy behind Making, the most common "Making" tools and projects and how woodworking is one of the most fundamental of all making crafts. Makerspaces can makerize your woodworking by connecting you with other woodworkers, other craftspeople, other technologies and mix it all up in a blender. He'll take us on a virtual tour of a local makerspace (with an invite to tour near the end of the month) with a large woodshop, TX/RX Labs. We will also look into a local school, The Monarch School, which has integrated making and woodshop into their educational program for students with neurological differences. He'll discuss some internet resources, such as Make Magazine's blog, where woodworkers can turn to for ideas and inspiration. Then he'll end with an invitation to join, in some way, Houston's burgeoning Maker movement, whether through educational or maker organizations.

Patrick will also cover how he prepares the students to do woodworking, then will progress to the new 3D molding, and then how he coaches them on what they would be able to do and want to do in the future. Waters will conclude his presentation with an appeal for our help in funding their programs and volunteering at the Monarch School.

He said that butterflies were great. "We couldn't believe how fast the students did this project. I hope the WWCH will come back on a regular basis to check in during our Maker Club this year. He will bring the new batch of TX/RX Labs cutting boards to WWCH to show off. You'll like them, I'm sure."

LIE-NIELSEN HAND TOOL EVENT IN HOUSTON

The Lie-Nielsen Hand Tool Event will be in Houston October 25-26, 2014 at Kellogg Furniture. Clark Kellogg is a former WWCH member with a good furniture business in Houston.

"We started these Hand Tool Events to expose more woodworkers to the improvements in quality, environment, and enjoyment that hand tool work can offer. Over the past decade, we've seen their popularity explode with new and experienced woodworkers alike. Incorporating traditional tools and methods can offer even die-hard machinery users ways to bring their work to the next level. The fact that our tools don't require earplugs or respirators just adds to the appeal."

- Thomas Lie-Nielsen

http://www.lie-nielsen.com/events/usa/?utm_source=Lie-Nielsen+Toolworks+Newsletter&utm_campaign=aeb41596ba-Newsletter_VolXV_IssIII_6-24-14&utm_medium=email&utm_term=0_034d3a0518-aeb41596ba-19502825

WINK WHAMMY FOR A WORRY WART!



Well, we all know how it is, when you do something a little differently. Will work? Will it flop? Should I, should I not? That's the anguish **Chuck Meeder** went through worrying if having a speaker, from out of town yet, come to our regular meeting and put on a demonstration for two hours! Have to start earlier than 9am. Would the members get there early? Will they lose interest in two hours on a single topic?

Oh, woe, oh woe. Gnashing of teeth, wringing of hands!

Not to worry! Be Happy! It was a fabulous presentation and the members loved it! So in proper **Bob Wink** fashion, he dedicated a Wink Whammy plaque to Chuck to commemorate this most successful event! And Chuck, you needn't have worried! Be Happy!

MEMBERS, this is your newsletter: news about you and for you. You can make it better by sending me details on your accomplishments, articles of interest to you and other members, and good websites to visit for information or inspiration. Got a craft fair coming up? Let us know!

WOODCRAFT[®]
Helping You Make Wood Work[®]

Visit the Houston locations at:

60 FM 1960

Houston, TX 77090

281-880-0045

&

11707 W. Sam Houston Pkwy S.

Houston, TX 77031

281-988-9449

Woodworkers Club of Houston

782 Maler Rd.
Sealy, TX 77474

NEXT MEETING

JULY 12, 2014

8:30AM TO 11:30AM
BAYLAND COMMUNITY CENTER
6400 Bissonnet

Speaker:
Heiko Weiner
European Woodcraft
Techniques

Dues payments may be mailed directly to
Larry Page at 19806 Sable Stone Circle
Katy, TX 77450

We're on the web!

[www.facebook.com/pages/
Woodworkers-Club-of-Houston](http://www.facebook.com/pages/Woodworkers-Club-of-Houston)
wwch@wwch.org

WWCH BOARD OF DIRECTORS OFFICERS

President	Chuck Meeder
Vice President	Ron Kuenning
Secretary	Steve Wavro
Treasurer	Larry Page
Publications Director	David Garcia

DIRECTORS

Jerry Harmsen • Henry Majoue, Jr.
Bob Wink
Immediate Past President Steve Procter

COMMITTEE CHAIRS AND CLUB SERVICE PROVIDERS

Book Library	John Gay
Members/Name Tags	Lorraine Lewis
Membership Book	Patti Page
Newsletter	Joyce Saylan
Raffle	Various
Refreshments	Charles (Chuck) Horton
Donuts	Roslyn Hager
Technology	Denis Muras
Video Library	Blaine Stokes
Web Master	Gary Rowen

**SHOW OFF YOUR
CLUB.**

**BRING YOUR
FRIENDS, OTHER
WOODWORKERS,
YOUR YOUNGER
FAMILY MEMBERS,
AND, HECK,
BRING GRANDMA!**

*Members, wear your club shirts and caps!
Show off your membership in WWCH!*

WOODWORKERS CLUB OF HOUSTON

SHIRTS! CAPS! POLOS!
Get yours today!



SHIRTS: \$22.00
POLOS: \$16.00 and up
CAPS: \$8.00

*You can add your
custom embroidered name
to your shirt, too.*

SEE TIM SHAUNTY TO ORDER YOUR CLUB APPAREL!

Guests are always welcome at WWCH

Newsletter Publication --This newsletter is designed and distributed by Joyce Saylan.
Send content or questions by email to sayjoyce@hotmail.com.

WWCH PURPOSE *The Woodworkers Club of Houston is a group of men and women of all ages and skill levels who promote, educate, and share the craft of woodworking. The club meets the second Saturday of every month from 9-11:30 at Bayland Community Center, 6400 Bissonnet at Hillcroft. Guests are always welcome at no charge. Membership dues are \$36 per year, or about the price of one good clamp!*