

# Woodworkers Club of Houston

## Interesting Facts about Wood:

One acre of full-grown medium sized trees removes approximately 6 tons of pollution from the air each year.

One acre of average sized trees creates enough oxygen yearly to sustain 18 people.

For every 10,000 acorns that an Oak tree produces, only one will become a tree!

Volume 29 Issue 1

January 2013

## Inside this issue:

President's Message	1
New Members	1
January Speaker	1
Calendar & Kudos	2
Splinter Groups	2
2013 Board of Directors	3
Member News	3
December Show and Tell	4&5
December Speaker Recap	6
Texas Woodworking Show	6
Wonder of Woods	7

## MESSAGE FROM THE PRESIDENT

I am very honored to serve the Houston Woodworkers Club again as President for 2013. I say again, because some of you may remember the last time I was President was 1986. A lot of things have changed since then. The club had been founded only a few years before, in 1983 by a group of 8, led by Bill Beggs, who had a common interest in woodworking. I joined in late 1984 (or early 1985) after becoming aware of the club via the charity sale conducted at the Northline mall. We didn't have a consistent place to meet, and used whatever facilities were available, including the University of Houston woodshop and the warehouses of local businesses. We had a formal dinner at year end with a grand show and tell at the Rice Faculty Club. The newsletter was strictly black and white on paper. There were few retailers specializing in woodworking tools at the time (remember Michael Chandler's?) and even the big box retailers were different then—Builders Square pre-dated both Home Depot and Lowes. Specialty publications were few, with Fine Woodworking one of the groundbreakers in the middle 70s.

Things have changed a lot, both at the club and in the woodworking world at large. We have a comfortable place to hold meetings. The formal dinner became the picnic, and our charity sale became a toy group that builds and distributes thousands of wooden toys to donate to needy children throughout the metro area. The newsletter is in color, mostly distributed via the internet. There are a number of local specialty retailers that have been very supportive of our club, and a whole world of woodworking stuff on the internet. Woodworking periodicals, instructional DVDs (which used to be VHS tapes), books and other publications abound.

The one thing, oddly enough, that hasn't changed much is the size of the club. We have had about 200 plus members and about 90 meeting attendees for nearly all of the 28 years I have been a member. That is particularly surprising considering how interest in woodworking has grown over the years. I think the main problem is that many people with an interest in woodworking simply don't know about the club, and all the benefits that come from being a part of it. Like many others, there have been times when work or family obligations prevented my attending meetings. But the club is much more than meetings—we have splinter groups exploring special areas in more detail, individual members helping each other and becoming good friends, and a resource network of assistance. Even if I miss a meeting, I can catch up through Show & Tell and Problems & Solutions, plus a speaker recap in the newsletter. Be sure to talk about the benefits of club membership to neighbors, friends and people you meet at woodworking retailers. The club does things like having a booth at the wood show, putting newsletters on display at retailers, and publicity through our toy program.

The board is working on meeting programs, field trips, shop crawl, picnic and other events for the coming year. Please give us your help and suggestions to make this a great year!

*Steve Procter, President*

## New Members

Ed Karstedt  
Alan R. Nichols  
Mike Mastrangelo  
Paul Wasylina

Be sure to pick up your name badge, discount ID, membership directory, and sign in at every meeting...we're counting on you!

**WOODWORKER OF THE YEAR  
WILL BE ANNOUNCED.**

**GOLDEN HAMMER AWARD  
WINNER WILL BE ANNOUNCED.**

**JANUARY SPEAKER  
MARK SWEIGART**

Member Mark Sweigart talks about European style joiners benches (workbenches), their design, and construction.

Mark Sweigart is a crazy club member who likes working with hand tools. He used to live in Houston, moved to Chicago for a few years (*lots of available hand tools, but it's friggin' cold*), and then returned to warmth. The most important hand tool for the hand tool woodworker is the workbench. Hopefully even you power tool folk can learn some stuff about having a nice, solid, bench, instead of a spindly thing that might break if you sneeze at it.

## SPLINTER GROUPS

**The Toy Splinter Group** is working harder than Santa's elves to complete the supply of toys for donation in December. Join in! It meets the second and fourth Wednesdays at Tim Shaunty's shop at 3614 Thistle, near 288 and Beltway 8 from 7pm to 9pm to build toy cars for the Christmas donations. Coffee and cake provided.

Contacts: Andy Anderson at 713-723-1030 or cell 713-409-7030 or Tim Shaunty at 713-503-2289.

**Hand Tool Splinter Group** meets the 4th Thursday of the month at 7-9pm at Mark Bolinger's garage in Sugar Land near the Hwy 6 and 90A. For directions, email Mark at marksmithb@windstream.net.

**The Scroll Saw Splinter Group** meets on the 4th Saturday at Woodcraft Southwest on Beltway 8 and Hwy 59 at 9:30 AM. The scroll saw splinter group will resume January 26<sup>th</sup>. Let's have a big year in 2013. We want to see your new "toys" so bring them to the meeting and let's see what you got. (You probably better leave that new saw in the shop. You can just tell us about it.) We will start off the year with a few cutting tips and tricks from the group so have yours ready to show us. I have a few that I will be sharing that have helped me over the years. Bring those beautiful items you have made, or are making, for Show N Tell. We always like to see what others are doing. No doubt with those new toys you got for Christmas and with all your completed projects, you'll have questions for Problems N Solutions. Bring 'em on. See you the 26th!

## MEMBERS ON THE MEND

Denis Muras reports that **Andy Anderson**, our WWCH outgoing president, is in the hospital after having a TIA (mini-stroke). He became incoherent with vision problems. After about an hour he was much better but spent a night at Herman-Memorial/Katy. We will all wish him well. He bounced back quickly and will be at Saturday's meeting.

From **John Gay**: Wendy and I would like to thank the club members for being so supportive with their help, cards, visits and calls for the past few weeks. I had the honor to host a tiny virus that enjoyed playing with my nerve cells thus I had no use of my arms, hands, legs, and feet. However this did give me the requirements to an exclusive address in Houston for an extended stay. There, I had (and will have some more) treatments were I am about 75% okay. I got to meet some interesting doctors and the nursing staff as well as a lot of support folks.

I am now continuing the journey to full recovery at home. This should take a few more months to complete.

Thank you all again for caring...*John*

**A SINCERE THANK YOU TO THE OUTGOING MEMBERS OF THE BOARD FOR THEIR GUIDANCE AND DEDICATION TO KEEPING WWCH THE BEST CLUB IT CAN BE.**

**ALSO, THANK YOU TO ALL MEMBERS WHO HAVE GIVEN THEIR TIME, EXPERTISE, AND TALENTS THROUGHOUT 2012.**

## CALENDAR OF UPCOMING EVENTS

### January 12 — Monthly Meeting

Speaker: Steve Wavro. Intracaies of Intarsia

### January 26 — Arboretum Day

 WWCH volunteers needed.

**February 9 — Monthly Meeting** Speaker Chris Gibbs, General Manager of Hardwood Products. Different types of sheet goods, their uses and manufacture.

**Woodworking Classes—Fred Sandoval** holds woodworking classes the last two weekends of each month. For information: 281-793-3502 or sandovalrederick96@yahoo.com.

## ARBORETUM DAY – JANUARY 26, 2013

**The Houston Arboretum** has invited the Woodworker's Club to participate in next year's Arboretum Day Celebration. The event will be held Saturday January 26, 2013 from 10:00AM until 2:00PM. The club will host a booth with our banner and do live demonstrations on a Scroll saw and a Band saw.

**We need volunteers** to help staff the booth for an hour or two. For more information, contact Andy Anderson at 713-723-1030.

## NEWS FROM TOYS 4 SMILES

### From the Toys4Smiles facebook page:

Toys4Smiles was the recent recipient of two truck loads of wood donated by Master Brand Company. It took Lions to handle this much wood. Tom Lindell Pahrump Lions generously drove to Las Vegas and delivered to two truckloads to Toys4Smiles. Lion Tom spent the day with us. Lion Rex of Summerlin Lions helped with the pick up and delivery of the wood and Al Van Gordon of Summerlin Lions helped with the delivery and staging of the wood. This goes to show that Lions can handle the load. Lion Vince Reardon Summerlin Lions and other Toy4Smiles volunteers helped bring the wood inside the shop.

Thank you very much Lion Tom, because with your help approximately 4000 toys a month will be given away.

## SUGGESTIONS PLEASE

As **David Garcia** takes over the reigns of **Program Chair**, he's asking members to help him bring the speakers you most want to hear from. What topics? What helpful areas and specialties are of interest to you? Let him know at a meeting or see him at a board meeting or by phone or email.

## KUDOS

**Jeremy Grubb** adds another award to his growing list of accolades. An article in Woodworker West Magazine (January-February 2013 issue) reports that his table, Rising Sun Console, took **Best Art Style** in the 13<sup>th</sup> Annual Texas Furniture Makers Show in Kerrville, Texas.



Show and Tell shows off your work, lets us tell others what you've done, and keeps inspiring others throughout the newsletter on the website. Show off OFTEN !!!

## BOARD OF DIRECTORS FOR 2013



President - Steve Procter

### OFFICERS



Vice President - David Garcia



Treasurer - Larry Page




Secretary - Chuck Meeder

Past President  
Andy Anderson  
Ex-Officio



### DIRECTORS


Bob Wink



Jerry Harmsen



Jon Sears



Publications Director  
Gary Rowen

## GETTING TO KNOW YOU

### Newcomers to the WWCH Board of Directors

**Jerry Harmsen** was born into woodworking. His dad was a building contractor and his uncle was a cabinet maker, so he had all kinds of tools and wood to play with. He had always made things out of wood. Twenty-five years ago he discovered a wood lathe and that started a new hobby— making pens. He continues to sell pens and toys at craft shows, and is active in WWCH's toy project.

**David Garcia**, a member of WWCH for two years, worked for Empire Scaffold for seven years as a Yard Manager, but was laid off in May. He has been working with wood for about 20 years and enjoyed doing so.

**Chuck Meeder**, a geophysicist at Marathon Oil, retired in October 2011. He presently works part-time as a consulting geophysicist. Chuck has dabbled in woodworking for many years and now has more time to pursue that hobby. He's been a member of WWCH for one year.

## NEWS REGARDING MEMBERSHIP DUES FOR 2013

An overwhelming majority of WWCH Club members voted to increase the annual dues from \$24 to \$36. Treasurer Larry Page presented graphs showing the Club's history of revenue versus expenses. Our goal is for dues and other revenues to meet our expenses thus relying on our reserve only for unexpected expenses (such as laptop or projector blowout) or unique opportunities to fund special speakers.

One particularly large chunk of the expense pie is the slice devoted to the newsletter. At one time the newsletter dominated the expenses because of printing and postage fees. Because the newsletter is now available on line, we have significantly reduced our printing and postage fees. However, because no Club member has volunteered to edit and publish the newsletter, the Club contracts with an editor to perform that task which has returned the newsletter expenses to a big chunk of the pie status.

The down side to hiring an editor, particularly Joyce Saylan, is that her work will be a tough act to follow for a member wishing to volunteer. I sure wouldn't want to step up and take her place.

### JANUARY AND FEBRUARY ARE RENEWAL MONTHS FOR YOUR WWCH MEMBERSHIP DUES.

### SEE LARRY PAGE AT THE MEETINGS, OR MAIL YOUR DUES TO WWCH, 782 MALER RD., SEALY, TX 77474

When you pay your dues for 2013 please verify with Larry Page, our Treasurer, that your name, address, phone numbers and email are correct. The data that Larry has on file is what will appear in the membership book. If you want the membership book to list it differently than what Larry has on file, please advise Larry.

**Please note** that if dues are not paid by the February meeting, you will no longer be considered an Active Member and will not be included in the Membership Book and your email address will be removed from our distribution list. That means that I will have to do extra sweaty work with my finger clicking on the delete buttons. Don't make me send my mouse to your name.

# DECEMBER SHOW AND TELL

## PRESENTERS

1. **Mark Behring**—Crosses
2. **Ridg Gilmer**—Mitering Board
3. **Jack Hutchison**—Chest on Chest
4. **Lon Kelley**—Step Stool
5. **Pat Kelley**—Table Decorations
6. **Denis Muras**—Toy Caboose
7. **Fred Sandoval**—Compass Planes
9. **Rick Spacek**—Scrollsawed Cross
10. **Bob Wink**—Cabinet

**Mark Behring's** lovely wooden crosses are from a Sue Mey pattern are made of red oak with a golden oak stain. .

**Lon Kelley** showed club members a "prototype" step stool for a donation to Texas Children's Hospital. The stool was a welcome help to little patients who have a difficult time climbing up onto those big machines. Lon suggested that this might be a good project for the club to consider.



**Bob Wink's** daughter dragged home a flea-market find, but Bob showed her he could do better! Made in the Craftsman style in quarter-sawn oak, Bob worked his magic again!



**Jack Hutchison** presented slides of a slant top, chest on chest desk in mahogany, a joint project with John Fry. Jack learned his soon-to-be-married daughter was coming to Houston for a visit, so they made the desk for her in a week!  
A lucky couple for sure.



**Rick Spacek** holds up a cross of red oak that he deftly crafted with a scrollsaw. A very ornate pattern.  
*Lovely work, Rick.*



**Fred Sandoval** shows his handmade one-direction compass planes. When you need just the right tool, it's easier, and cheaper, to just make it yourself! He saved a bundle by fashioning these from scrap woods and even added a convenient hole to hang them on the wall!

# DECEMBER SHOW AND TELL



**Grandpa Denis Muras** surely pleased this little princess with her own doll house and furniture, lighted inside. It closes up into a nice end table. Made even more special because it WAS made by her grandfather just for her. *Lucky girl, lucky granddad.*




**Pam Kelley** showed slides of table decorations crafted for the Westside Homelss Families Christmas Dinner. These families are helped with housing, job counseling, and childcare. The children played with the cars under the table after the dinner.



**Denis Muras** also crafted this glass keepsake box as a Christmas gift for his mother-in-law where she could display her antique Nativity Set. The case is of oak and finished with polyurethane.

**Ridg Gilmer** demonstrates how to use his shooting board that he designed for cutting and mitering small pieces.



## 18<sup>th</sup> Century Mechanical Security Cabinet Extravagant Inventions – The Roentgen Family Cabinetmakers

Truly, they don't make them like this anymore. Over and above its flamboyant exterior of exotic woods, gilding, inlays, marquetry, decorative mouldings, and symbolic motifs in gilt-bronze, this furniture introduced extremely complex locking mechanisms, startling gadgetry, and secret compartments accessed only by pressing the appropriate emblem or with a key. Magically, hidden drawers would fling open, doors would reveal more hidden compartments. This cabinet was built by Abraham and David Roentgen in the late 18th century on behalf of King Frederick William II of Prussia. Other clients were Catherine the Great, Marie Antoinette, Madame de Pompadour, King Louie XVI of France and many other distinguished clientele.

The Metropolitan Museum of Art exhibition of Extravagant Inventions – The Roentgen Family Cabinetmakers closes January 27 in case you want a personal look at over 60 of these masterpieces. Otherwise, check the free video of Hidden Doors and Secret Drawers by the curator at [http://youtu.be/\\_3NUecGzOCc](http://youtu.be/_3NUecGzOCc) or another video you can view online about how the Berlin Secretary Cabinet works at <http://youtu.be/MKikHxKeodA> or this link at [http://www.liveleak.com/view?i=ede\\_1355659804](http://www.liveleak.com/view?i=ede_1355659804)

Thanks to Denis Muras for discovering the link to these marvelously intricate pieces.



## DECEMBER SPEAKER RECAP – STEVE WAVRO

**Steve Wavro** discussed the fascinating process of intarsia –the art and craft of assembling different shapes and species of wood in a bas relief (low relief) panel format to create a picture, a landscape or other scene. Steve is a long time member of the club and was Vice President last year. He has brought many examples of his work to Show and Tell and has won many awards for his finely crafted intarsia plaques. He provided many tips about how he works his intarsia masterpieces. There is software available that will convert a photograph into an intarsia pattern. With an intarsia pattern Steve selects pieces of wood whose grain and color most closely matches the intarsia pattern so the sources of inspiration are limitless. He stores the pieces of woods and patterns in an engineer's file. Judy Gayle Roberts and Kathy Weiss are great sources of patterns. Steve makes six copies of a pattern so that he can always return to the original should the unthinkable happen—a mistake. He prints the transfer patterns in red so it's easier to see when cutting. Western Red Cedar is Steve's favorite wood because it works well and he can get it in many colors or shades. He isn't shy about using fence pickets. Other woods have their peculiarities: basswood doesn't sand well, purpleheart turns reddish, paduk changes color, but bloodwood is a very hard wood, and so on. He looks for woods with unusual colors and grain.

Steve uses spray on glue to attach the pattern to the wood and rubber cement for the smaller pieces. Although far from an epee a #5 scroll saw blade is his blade of choice when dealing with fencing...or any other wood.

To create the 3D effect, Steve uses shims under thin pieces to raise them before contouring. To accent adjacent pieces Steve sands the top edges and sometimes uses a Dremel tool to carve intricate details. *Thank you Steve !*



### TOOLS OF THE INTARSIA TRADE

## COMING SOON — AWFS LAS VEGAS



**JULY 24-27, 2013**  
LAS VEGAS CONVENTION CENTER  
LAS VEGAS, NEVADA



Andy Anderson and Denis Muras are lining up the luggage and spiffin' up the van for the bi-annual trek to Las Vegas for the AWFS show. Members are welcome to join the motley crew and make some interesting stops along the way. More on those details later.

At the show you'll find new products and technology, learn about the latest industry developments, get up close and personal with experts and suppliers, and just soak in the inspiration!

There will be plenty of Show Specials and Discounts. Special hotel rates for AWFS participants. More details at [awfsfair.org](http://awfsfair.org).

So, mark your calendars, let Andy or Denis know if you're riding with them, and hold on for a wild ride! What happens in Vegas, or along the way, gets published in your newsletter!!!!

## THE WONDER OF WOODS

American Black Walnut (*Juglans nigra*) produces a natural chemical called Juglone that repels some garden insects and fleas. By placing small branches or leaves of it around your house in inconspicuous areas and in and around your pets sleeping area you will find your dogs and cats will have fewer fleas.

A Sugar Maple tree (*Acer saccharum*) can produce approximately 3 gallons of sap a day. To make just one quart of maple syrup, it takes 11-13 gallons of sap. Think about THAT when you're drizzling your pancakes!!!

## TEXAS WOODWORKING SHOW—Count Down to April

MEMBERS, Tim Shaunty **needs help in contacting woodworking TEACHERS** whose students will participate in the student competition at the Texas Woodworker's Show. Please contact Tim with the names of the teachers or any schools you know that have woodworking programs. Students should be encouraged to continue their interest in woodworking, and what better way than to have fun doing it! We need to inspire a new generation of woodworkers, so let's not leave any school uninvited.

### April 12 – 14, 2013

The Houston / Gulf Coast Woodworkers Show will be held at the Pasadena Convention Center, April 12-14, 2013. In addition to the normal woodworkers trade show, this year's show will include a student competition and a marketplace where handcrafted products will be offered for sale. The Woodworkers Club of Houston has been very involved with the planning of the show. Volunteers from the club will be assisting to insure that our vendors are well supported. Texas Woodworking Show, LLC is the new promoter and has offered complimentary booth space for the Club as well as other clubs and guilds. Response from vendors and artisans is very strong, and it looks as if this show will be larger than previous shows in the Houston area.

This show offers a unique opportunity for each of us to see the **latest and newest products and tools**. As an ongoing component of the show, there will be **seminars and demonstrations** designed for all levels of woodworkers, from beginners to the most advanced. **National and international guest lecturers**, along with some of our own members, have been recruited to provide current information and advice during the show. Including **The Crazy Canadian** who will be conducting seminars throughout the show.

The **Student Competition** is an exciting new feature this year. Teams of up to 3 students per team will develop Ready-to-Assemble products in their classes and then will bring them to the show for the public to vote and decide "Best of Show". All entries must fit in a box that is 24" X 36" and 12" deep. The product must be assembled in 1 hour. We hope this competition will attract a new generation of woodworkers, so please plan to attend the show and **vote for your favorite entry**.

Having a **Marketplace** where craftsmen and craftswomen can **display and sell** their products is also a unique addition to the show. The cost of a booth for the 3 days is \$100 and if you are interested or if you know someone who might be interested, please contact Tim Shaunty with Texas Woodworking Shows, LLC.

**The show will be a 3-day event, April 12 – 14, 2013 10:00am – 7:00pm on Friday and Saturday 1:00am – 5:00pm on Sunday  
Admission price for the entire 3-day show is \$10 for everyone above the age of 12.**

**For more information, visit the website: [www.texaswoodworkersshows.com](http://www.texaswoodworkersshows.com)**



Visit the Houston locations at:

60 FM 1960

Houston, TX 77090

281-880-0045

&

11707 W. Sam Houston Pkwy S.

Houston, TX 77031

281-988-9449

782 Maler Rd.  
Sealy, TX 77474

## NEXT MEETING

**JANUARY 12, 2013**

9AM TO 11:30AM  
BAYLAND COMMUNITY CENTER  
6400 Bissonnet

**Speaker:**  
**Mark Sweigart**  
European Style Joiner Benches

## CONTACT US

**Now on Facebook too:**  
[www.facebook.com/pages/Woodworkers-Club-of-Houston](http://www.facebook.com/pages/Woodworkers-Club-of-Houston)

***We're on the web!***

**[wwch@wwch.org](mailto:wwch@wwch.org)**

A  
WOODWORKER'S  
NEW YEAR'S  
RESOLUTION:

DO IT  
AND THEN  
SHOW IT OFF!!

## WWCH BOARD OF DIRECTORS

### OFFICERS

President	Steve Procter
Vice President	David Garcia
Acting Secretary	Chuck Meeder
Treasurer	Larry Page
Publications Director	Gary Rowen



### DIRECTORS

Jerry Harmsen • Jon Sears • Bob Wink  
Past President Andy Anderson

### COMMITTEE CHAIRS AND CLUB SERVICE PROVIDERS

Book Library	John Gay
Historian	VACANT
Members/Name Tags	Lorraine Lewis
Membership Book	Patti Page
Newsletter	Joyce Saylan
Photographer	Gary Rowen
Raffle	Don Singer
Refreshments	Dave Kissinger
Donuts	Roslyn Hager
Technology	Denis Muras
Video Library	Blaine Stokes
Web Master	Gary Rowen

## **SHIRTS! CAPS!**

**Get yours today!**  
**Wear your WWCH official shirt or cap to all the upcoming shows and workshops.**



Order a shirt or pick up a cap at the meeting.

Your name can be custom embroidered on the shirt!

**SHIRTS: \$22.00    CAPS: \$6.00**



***Guests are always welcome at WWCH***

**Newsletter Publication** --This newsletter is designed and distributed by Joyce Saylan.  
Send content or questions by email to [sajoyce@hotmail.com](mailto:sajoyce@hotmail.com).

### WWCH PURPOSE

*The Woodworkers Club of Houston is a group of men and women of all ages and skill levels who promote, educate, and share the craft of woodworking. The club meets the second Saturday of every month from 9-11:30 at Bayland Community Center, 6400 Bissonnet at Hillcroft. Guests are always welcome at no charge. Membership dues are \$36 per year, or about the price of one good clamp!*