

Woodworkers Club of Houston

Quotable quotes...

Rotten wood cannot be carved.

...Chinese Proverb

The wood will renew the foliage it sheds.

... Irish Proverb

There is no such thing as scrap wood! ...unknown

No piece is cut too short. It was meant for a smaller project. ...unknown

Volume 28 Issue 1

January 2012

Inside this issue:

| | |
|---------------------------|-----|
| President's Message | 1 |
| New Members | 1 |
| 2012 OFFICERS | 1 |
| In Memoriam | 2 |
| January Speaker | 2 |
| Calendar and Events | 2 |
| Opportunities & News | 3 |
| Recap: New Products/Ideas | 4 |
| December Show and Tell | 4&5 |
| Kudos and Empty Bowls | 6 |
| Congratulations | 7 |
| Contests | 7 |
| Caps and Shirts | 8 |
| Dues are Due | 8 |
| Update Member Info | 8 |

MESSAGE FROM THE PRESIDENT

The year 2011 passed so quickly and 2012 is here. I wish you a Happy and safe New Year.

I joined the Woodworker's Club in 1986. During those early years I greatly appreciated the opportunities, learning experiences, and fellowship the club provided. I appreciate the honor of being selected President of the Woodworker's Club for the 2012 year.

In planning the Club's various activities for the next year, the involvement of the membership is critical, therefore I am requesting input from the members for ideas, resources, activities, field trips, topics and speakers that you and other members might find interesting.

I am working on a calendar of events and activities for the club. The information will be available as it develops.

One proposal is to suggest a monthly theme for Show and Tell. For example, the theme for February might be Valentine's or President's Day; March—St. Patrick's Day; April—Easter; May—Mother's Day; June—graduation or weddings; July--Independence Day; August--"Wild Card" your choice or vacation inspiration; September—school or kid related; October—Halloween; November—Thanksgiving; and December—Christmas or Hanukkah. Of course the theme would not exclude other projects. Another proposed activity was the submission and collection of member's favorite tips and techniques to be shared with other members.

I look forward to working with you in 2012 and wish you a safe and Happy New Year.

Andy Anderson, President


Welcome New Members

Heather Lambert
Chuck Meecher
Lance Miles
Scott Nissen

THANK YOU SO MUCH

Let us all extend a huge "Thank You" to those who served the membership of the Woodworkers Club of Houston during 2011 keeping it vibrant and fun. We could not have had such a tremendous year without a strong Board, energetic committees, and dedicated members who all stepped up to keep the WWCH the fabulous club that it is. Thank you to each and every one of you.

CONGRATULATIONS TO THE NEW 2012 BOARD OF DIRECTORS



2012 Officers

| | | | |
|----------------------------|-------------------------------------|-------------------------|--|
| Andy Anderson President | Gary Rowen Publications Director | Larry Page Treasurer | Steve Procter Vice President <i>(insert)</i> |
| | <i>(Secretary Vacant)</i> | | |

Directors

Bob Wink, Linzie Rogers, Steve Higgenbotham,
and Lance Miles

January Speaker



WWCH's first speaker for 2012 is **Cane Carver, Don Hartt**, from Dickinson, Texas. Dan teaches classes in cane carving and offers cane blanks of Chinese Tallow to those wanting to try their hand at the craft.



Calendar of Upcoming Events

January 21 – NEW DATE – Monthly Meeting

Speaker: Don Hartt, woodworker from Dickinson, Texas will showcase his fancy walking canes. More: www.donhartt.com

Coming in February —

Speaker: WWCH member, Walter Hansen, will talk about wooden boats: Historic Boat Restoration/Model Boat Building



Coming in March —

Speaker: Patrick Hood-Daniel Building your own CNC machine.

Coming March 31, April 1 and 2 – KATY WOODWORKING SHOW, Leonard E. Merrell Center 6301 South Stadium Lane. Katy, TX www.thewoodworkingshows.com

Call for Empty Bowls 2012 – Mid January, 2012. Awards on **Saturday, May 26**. Bowl collection will start about May 7. Contact Tom Perry if you have questions or to volunteer or participate: tomperry56@aol.com or arleblanc@yahoo.com

IN MEMORIAM

Long time club member Marcus Brun passed away Friday, January 13, 2012. Marcus was a very active member of WWCH for many years. He helped design and build the seven doll houses when the Club was involved with the charity Gifts With Heart.

Marcus worked many years with the club's toy program and had a special for feeling the children of the Harris County Children's Protective Services. You could always count on Marcus to volunteer to help staff the club's booth at the annual Woodworkers Show or any other club function.



Those who knew Marcus will certainly miss him and his gentle spirit.

Memorial services will be held Saturday, January 21 at 3:00 p.m. Memorial Oaks Cemetery 13001 Katy Freeway.

SHARE THE SERENITY

The club is collecting small stuffed toys to be given to the Houston Police Department. The toys are given to young children when an officer has to make a domestic call and children are involved. Any contributions will greatly be appreciated.

This can be a tremendous comfort to a distressed child—it's something to hug. There will be a box available for donations. *Thank you!*

2012 MEMBERSHIP DUES ARE DUE!

Keep your name in the directory, your newsletters coming, and get those emails that keep you updated on all the opportunities and events coming up in 2012. **Please bring your dues to the meeting or mail your check** to new treasurer, Larry Page, 19806 Sable Stone Circle, Katy, Texas 77450. The timely payment of dues is necessary for the club to accurately budget for the 2012 activities. Without your dues the club may not be able to function as well as it should. **The deadline for payment is February 29, 2012** (Leap Year!!) as per our by-laws. All dues paying members as of that date will be listed in the club directory. **PICK UP YOUR CLUB NAME BADGES** from Norm Nichols at the sign in table at the back of the room.

PLEASE UPDATE YOUR ADDRESS, PHONE NUMBERS AND EMAIL ADDRESSES BY FEBRUARY 29TH. THE 2012 DIRECTORY WILL BE CLOSED TO CHANGES AFTER THAT.

TOYS 4 SMILES NEWSLETTER ONLINE

The Toys 4 Smiles December newsletter is an interesting read. Their aspirations, when the group started 5 years ago, was 500 cars a year to donate to Las Vegas area charities. They just celebrated their 100,000 car milestone! Newsletter: www.toys4smileslasvegas.org
Email: info@toys4smileslasvegas.org

TEXAS RAMP PROJECT

The Texas Ramp Project that constructs wheel chair ramps for people in need, is still looking for woodworkers to join the Houston team. Contact John Laine at jlaine@texasramps.org.

WOODWORKING CLASSES

Fred Sandoval's woodworking classes for the ladies (or others) is scheduled for the last two weekends every month. Interested? Contact him at sandovalfrederick96@yahoo.com

HELP STAFF THE WWCH BOOTH AT THE KATY WOODWORKING SHOW Volunteer to display your projects. See Norm Nichols to sign up!

Leonard E. Merrell Center 6301 South Stadium Ln. Katy, TX
March 31 – April 2^d Friday 2-6, Saturday 10-6, Sunday 10-4
www.thewoodworkingshows.com/styled-37/index.html

Members, enter your projects in the Woodworking Show's **SHOW-OFF SHOWCASE** in Katy. Your entry will be on view throughout the show and judged by popular vote. Prizes are awarded and photos taken with some of the show's celebrities.

Information link: <http://thewoodworkingshows.com/styled-37/index.html>

Application link: <http://thewoodworkingshows.com/resources/ShowOFFapplication.editable-11-12.2.pdf>

GOING TO A WOODWORKING EVENT? TAKE SOME WWCH BROCHURES TO SHARE

OPPORTUNITIES AND NEWS

New Additions to the Video Library

Woodworking in Action Series

Issue 1

Drawermaking
Bassmaking
Turning with the Skew
The Newport Shell
Panel Veneering

Issue 3

Ladderbacks
Cabinet Doors
Breadboarding
Lions and Leafage
The Dulcimer Maker

Issue 4

Tablesaw Mortise-&-Tenons
The Windsor Chair 2
Inside Story
Turning a Tool Handle
Roughsawn Resource

Issue 5

Curvilinearity
Edging & Lipping
Bandsawn Boxes
Marquetry
Space-saving Shop

Issue 6

Recreating a Process 1
Four Basic Finishes
The Windsor Chair 3
Kestrel Carving
A Welshman in Kentucky

Issue 7

Dovetails for Drawers
Total Machinery
The Goddard Table 1
Inside Story
The Plane Truth

Issue 8

The Goddard Table 2
Recreating a Process 2
Chair Class
Shaping and Sharpening

Issue 10

Multiple One-offs
Machine Processes
Rustic Furniture
Lathes
Formbuilding

Issue 11

The Bridle Joint
Kerf Cut Bending
Inside Story
Oarmaking
The Bow Maker

Issue 13

Rustic Joinery
The Secret Rung Joint
Inside Story
CNC

Contact Blaine Stokes to check out these titles.

TOY SPLINTER GROUP

The toy group is up and running!

We have met twice at Tim Shaunty's shop* and have completed almost three hundred toys.

In addition to the use of Tim's well-appointed shop, the group has received, on loan, two belt sanders, two bandsaws, three drill presses and one router. At the first meeting, there were 11 members present and 15 members at the second meeting.

Any member is invited to join the group any time they can. There are many tasks to be done and we need your help. We meet every second and fourth Wednesday from 7 pm until 9 pm. Coffee and cookies are always served so come and join in the fun activities and be a part of the great fellowship.

Hope to see you there.

Andy Anderson, Toy Coordinator

*3614 Thistle, Houston, TX 77047
East of 288 (the South Fwy), off Beltway 8 SOUTH,
exit north onto Scott Street, then right onto Thistle

DONATION REPORT

It wasn't quite our typical banner year for toy donations from the WWCH members. Losing our workshop really hurt. However, Andy Anderson, Norm Nichols, Tim Shaunty, and Jerry Harmsen delivered over 2300 handcrafted, colorfully-painted toys to CPS, the Shriner's Hospitals, Blue Santa, House of Amos, Star of Hope, and the Christian Community Service Center.

Santa was good to WWCH in the person of Tim Shanty who has graciously allowed the use of his shop for the toy splinter group, so Christmas 2012 should produce a bumper crop of fabulous toys to light up the eyes and the spirits of many Houston kids! Come join the fun on Wednesday nights at Tim's. This Santa GIVES cookies!

LOOKING FOR ASSISTANCE

Contact these people directly or WWCH webmaster, Gary Rowen

1) I have an unfinished dresser and bookshelf that I had made from 100 plus year old pine. I am looking for a good finisher to oil, stain, or whatever is recommended. I'd like to match it to a bed frame. I am in Bellaire. Thank you very much. Eric Berger eberger99@hotmail.com

2) Need a woodcrafter to cut letters from my patterns to spell "Merry Christmas Happy New Year" from plywood and finish the edges: 12" capital letters and 9" lower case letters. If you are interested please contact P. Jackson directly: cunwdw@comcast.net

3) Need someone with experience with power engraving on wood. The tool uses a very small bit, carbide or diamond, and is powered by an air compressor. Two places where I have found these tools: www.profitablehobbies.com and www.scmsysteminc.com.

Training material is good, but I want to watch someone in person. I have been woodworking for 9 years primarily with scroll saw intarsia and fretwork. I would like to learn power carving or power engraving on wood. I live in the Clear Lake area but distance is not a problem.

Thanks. Phil Collins

4) We need 20 pizza boards for our restaurant/speakeasy Prohibition in the Galleria. Simple rectangular boards with a handle and perhaps our logo branded on it. Interested: contact Anh Mai, Managing Partner Prohibition Mixology Bar + Kitchen at 713.398.7697 or by email to amai@craftofcocktails.com

MEMBERS: PLEASE RETURN ANY LIBRARY ITEMS YOU HAVE BORROWED – DVDS, VIDEOS, OR BOOKS.

Guido's out on another job right now and can't come "collect", so here's an offer you can't refuse:

50 Ways To Leave Your Returns:

Slip 'em on the table in the back, Jack.
Mail'em in is a new plan, Stan.
Give'em to another boy, Roy,
Just get 'em all back to me!
Blow off the dust, Gus,
Make new members happy, Lee.
Returns are still free.

Make arrangements with Blaine Stokes or John Gay.

Do you know any **spring craft shows, neighborhood craft fairs and bazaars, art shows, and any other events** where members can display and sell their works?

I will compile the list and include it in an upcoming newsletter. I'll need the name of the event, location, contact information and a little information on size and focus.

Send your information to me at sayjoyce@gmail.com.

DECEMBER SPEAKER RECAP



John Sears (lt) from Rockler and **Lance Miles** (rt) from Woodcraft, spoke to club members about woodworking items new on the market and some great Christmas stocking stuffers. And they both brought “gifts” of their own, to add to the raffle table.

You shoulda been there. Santa Claus couldn't have done better. They also reminded us to always ask for any discounts available to WWCH members!
Thank you to them both for their generosity!



DECEMBER SHOW AND TELL


PRESENTERS

1. **Mark Behring**—Coin Rack
2. **Mark Bolinger**—Tea Candles
3. **Ted Clements**—Clock
4. **Lon Kelly**—Table
5. **Jere Kessler**—Red Car
6. **Lance Miles**—Garden Tools
7. **Denis Muras**—Walnut Train
8. **Linzie Rogers**—Poplar Chest
9. **Fred Sandoval**—Bible Box
10. **Tim Shanty**—Intarsia Santa
11. **Mark Sweigart**—Table with drawer
12. **Mike Turner**—Outlet Board
13. **Charles Volek**—Cartoon Intarsias
14. **Bob Wink**—Folk Art/Tramp Art, Art Nouveau Hall Chair
15. **Everett Woolum**—Refurbished Rocking Horse



Bob Wink just had to build this hall chair after seeing a similar one in a Memorial area home. It's an Art Nouveau Charles McIntosh design from Scotland circa 1800. Useful for a quick shoe change, but definitely not comfortable for long.
Smile, Bob!

Your Folk Art/Tramp Art pieces are lovely!



Mark Behring's rack for the State Series of Quarters was carved using a Forestner bit from Rockler. The size of quarters is unique, but he found a solution.

The prayer plaque is for his 4th grandchild. Every child gets one for The wall.



Linzie Rogers crafted this chest of drawers using "Wink" wood, ie: wood that Bob Wink has left over after a project that he then makes available to club members for free.

Linzie used every scrap of the poplar wood!

Mark Sweigart made this night stand in cherry with a shellac finish after his wife made him a sweater!

The table has a secret compartment and a drawer stop that keeps it "secret".



Ted Clements carved this clock in cherry then fumed it with ammonia to get this beautifully rich color. *Could this be captioned "time warp"?*



DECEMBER SHOW AND TELL

Lon Kelly salvaged a steel reinforced, plywood beam from a neighbor and set about cutting it into pieces, then reassembling those pieces into this beautiful trivet patterned table over a pine base, finished in polyurethane.



Mike Turner's outlet board solved portability and storage problems. The handle frames the steel box and stores the 12' cord nice and neat! And the mallets help level the playing field between two grandkids.




Jere Kessler seems to have a tiger by the tail, or tail pipe!
Another of the wonderful toy cars he shares with the families and children of Houston.



Charles Volek's intarsia's made his grandkids happy with their own versions of Mickey, Donald and Pluto. They will find a permanent home on the kids' wall!

Fred Sandoval proudly holds a box made to hold a bible. It's made of rosewood and Honduras mahogany. What a lovely family heirloom.




Denis Muras is on a roll with the rail road. First restoring the caboose windows, and now building his own train complete with coal car. Made of walnut and maple, this train's an armload just waiting for a kid to hug it to death.



Mark Bolinger's tea candles turned from pear wood are as warm-looking as the lights that would grace any table beautifully.



Lance Miles crafted the handles of these garden tools from Asian satin-wood. With the beautiful stainless steel blades, they're just too nice to stick in the mud!
Somebody's going to enjoy these!



Tim Shaunty has been bitten by the Intarsia bug. Here's his first attempt, a Santa, just in time for Christmas.

Everett Woolum built a rocking-horse base for this old molded fiberglass carnival horse. Now it's strong enough for an adult to ride!



FREE WOOD: I am moving my shop after 17 years and am not able to take everything with me. I have wood that I've collected over the years that is free to anyone who wants it. There are some full length boards but a lot of smaller but still very usable lengths. The wood includes Ash, Oak, Cherry, Sycamore, Pecan, Cedar, Walnut, Jatoba and more. Also for sale is a 10" Craftsman Radial Arm Saw and a 10" Grizzly Contractors Saw. Will accept any reasonable offer. Wood will be available on Saturday morning between 11:00AM and 2:00PM at 848 W. 24th St. Houston 77008. Brian Owens Cell# 832-524-6556

KUDOS



Photo courtesy of Nancy Naron.

Charlie Krampitz and Denis Muras work to replace a window in the historic 1927 caboose housed at the corner of East Main and Silliman streets in Sealy.

Read the whole story at the Sealy News website:

http://www.sealynews.com/news/article_064d85f2-37a1-11e1-82ec-001871e3ce6c.html



Denis Muras made front page news again. See the detailed article in the Sealy News about historic caboose and the restoration work he did on the caboose windows. Denis brought an upper and lower window that he was in the process of painting to WWCH Show and Tell. This is what it looks like installed. Let's give him three toots from the steamboat! **Toot! Toot! Toot!**

All Aboard: Historical caboose receives facelift by Ashley Tompkins, Editor and Publisher, Sealy News Drive by the corner of East Main and Silliman streets and you'll notice a difference. Gone is the chipped paint on the 1927 steel caboose that serves as a reminder of Sealy's historic roots with the rail line. Restoration on the caboose started earlier this year, and on Saturday the last piece of the puzzle was complete with the replacement of deteriorated windows.

The caboose was built in 1927 as part of the first group of 150 steel cabooses made for the Atchison, Topeka and Santa Fe Railroad. The caboose seen today is a transformation from the one that sat on the same lot this time last year. Gone is the rotting wood on the standing area and water leaks that wreaked havoc on the inside of the car.

Charlie Krampitz and Denis Muras spent Saturday afternoon replacing the deteriorated windows in the caboose. The men paid for the cost of the materials to re-build the windows and have donated their labor.

"Recently, the exterior and interior of the caboose were restored to their original appearance, down to repainting the number "1605" and "AT&SF" on the sides in the original size and font," said Nancy Naron, who heads up the Sealy Historical Society, which owns the caboose, the historical museum, and other buildings at the corner.

Most of the funding for restoration of the caboose was provided by the Abe and Irene Levine Trust. **The caboose will be open to visitors when the Sealy Area Historical Society holds the annual Spring Picnic and Airing of the Quilts on Saturday, March 31. It will take place on the grounds of the Santa Fe Museum Park located at Silliman and East Main Streets from 9 a.m. to 5 p.m.** Admission is free. Experience a community picnic reminiscent of ones held 100 years ago. Games and contests will include croquet, badminton, horseshoe pitching, sack races, tricycle races, checkers and dominoes. A Hansel and Gretel puppet show and a magic show will be performed along with music by a barbershop quartet.

BIRD HOUSE PROJECT BY RIDG GILMER

They say one thing leads to another. That's sure true for this story. A few years ago, our now former WWCH member, Bill White, gave a shop crawl session on photographing our woodworking projects which rekindled my long dormant interest in photography. So I pulled out my 1980s film based Canon SLR cameras and a kit bag full of lenses that only fit those bodies. After a few trials and borderline results, I gave in to the digital age and purchased a new Canon DSLR camera and, eventually settled on a single superzoom (18-200mm) lens, determined not to pack around a 25# kit bag.

The next step was learning how to use my new gear which led me to a superb instructor, Kathy Adams Clark at Leisure Learning Unlimited, Inc. Kris and I enjoyed several of her classes and I soon learned that Kathy provides the photos for her husband, Gary Clark's, weekly articles on birds in the Houston Chronicle. That kinda led me into the next steps. This past fall, I took on the job of dismantling a somewhat decrepit garden shed, built when I first got back into woodworking, maybe 8-10 years ago. I replaced this with a far sturdier shed and salvaged all the boards. Over the past several years now, I've made Xmas gifts for my children mainly using scraps and cutoffs in my shop. So it seemed logical this time to combine my current interests and build bird houses from the reclaimed lumber.

The first step was to go online and order "Birdhouses You Can Build in a Day" from Popular Woodworking Books. Being totally ignorant about birds, I arranged to meet Kathy before class one evening and get her recommendations as to which birdhouses would be appropriate for this area. Then it was back to the shop and start construction. For me at least, almost none of these houses were "built in a day" but I only spend 3-4 hours/day in my shop.

The final step was to meet Kathy at The Houston Audubon Society off Memorial Drive where she was to present a photography program. She had selected the Tufted Titmouse a-frame Chalet for me to present as my thank-you gift for her. That's the one in the photo of Kathy with me. So that's my story. For Kathy's, go to her web page: www.kathyadamsclark.com.

The other houses in the shot from my shop include: Barred Owl House, the largest in the back; American Robin Nesting Shelf with radius cut sides; Mourning Dove nesting box, plywood with squared opening; Northern Cardinal platform, simplest design by far; Purple Martin houses, white roofed plywood; Red-Headed Woodpecker saltbox, tall with small upper opening; and the Tufted Titmouse A-frame chalets in a pyramidal shape.



ANY TABLE DETECTIVES OUT THERE?



The table is made of oak...old oak. The table legs are beautifully milled, although members couldn't decide on exactly how it was done. One of those mysteries of a former age. Owner says it's around 100 years old. It needs to find a new home before spray paint gets the better of the owner. The stamp on the bottom of the table says National Furniture, Williamsport, PA. Inquiries / offers to Joyce Saylan, savioyce@gmail.com. The owner is family in the Cypress area.

CONGRATULATIONS TO SCOTT HOLMES!

WWCH member **Scott Holmes** penned a very informative article, Brush Care 101, for the American Woodworker Magazine. Issue #157 .December/January

He gives details on selecting the right brush for the right job, and how to properly care for and clean those precious tools. From the size, thickness, bristles, and cuts of the tips, he covers a lot of different specifics on the "perfect brush".

To see the full article, just follow this link:

<http://americanwoodworker.com/blogs/resources/archive/2011/10/24/american-woodworker-157-december-january-2012-preview-brush-care-101.aspx>

Brush Care 101

How to choose, condition and clean a finishing brush.



Popular Woodworking is having a contest to give away \$6000 in shop machinery The link is:
<http://popularwoodworking.upickem.net/r/833Gh3j4DRa?r=560360>

Highland Hardware is giving away \$1000 in Leigh-Nielson products.

<http://www.highlandwoodworking.com/leigh-nielson-giveaway.aspx>

ALL ROCKLER ROUTER BITS

25% OFF*

*Valid on regular price only.



Create with Confidence™

Watch out for our **Stock up for the Shop SALE, ending 1/27/12.**

3265 Southwest Fwy. • Houston, TX 77027 • (713) 622-6567 • Rockler30.com
Store Hours: M-F 9 am-6 pm • Sat 9 am-5 pm Sun 11 am-4 pm

Woodworkers Club *of Houston*

782 Maler Rd.
Sealy, TX 77474

NEXT MEETING

JANUARY 21, 2012

9AM TO 11:30AM

BAYLAND COMMUNITY CENTER
6400 Bissonnet

JANUARY SPEAKER

Don Hartt

**Fancy Walking Canes
Blanks to Best Sticks**

CONTACT US

We're on the web!

wwch@wwch.org

WWCH BOARD OF DIRECTORS

OFFICERS

| | |
|-----------------------------------|---------------|
| President | Andy Anderson |
| Vice President | Steve Procter |
| Secretary | Vacant |
| Treasurer | Larry Page |
| Publications Director | Gary Rowen |
| Immediate Past President/Director | Roslyn Hager |



DIRECTORS

| | |
|--------------------|-------------|
| Steve Higginbotham | Lance Miles |
| Linzie Rogers | Bob Wink |

COMMITTEE CHAIRS AND CLUB SERVICE PROVIDERS

| | |
|-------------------|----------------|
| Book Library | John Gay |
| Historian | VACANT |
| Members/Name Tags | Lorraine Lewis |
| Membership Book | Gary Rowen |
| Newsletter | Joyce Saylan |
| Photographer | Gary Rowen |
| Raffle | Don Singer |
| Refreshments | Dave Kissinger |
| Technology | Denis Muras |
| Video Library | Blaine Stokes |
| Web Master | Gary Rowen |

DUES ARE DUE

Do DO your duty and dig out those dollars! You know you love us! We appreciate every member and the wonderful works you do! 2012 is gonna be a great year! Get your dues in so you don't miss a thing!

UPDATE YOUR CONTACT INFORMATION FOR THE 2012 MEMBERSHIP DIRECTORY BEFORE FEBRUARY 29TH.

SHIRTS! CAPS!

Get yours today!

Wear your WWCH official shirt or cap to all the upcoming shows and workshops.

See Bill Cole to order a shirt, or pick up a cap at the meeting.

Want your name custom embroidered on the shirt? Bill will take the order.

SHIRTS: \$22.00 CAPS: \$6.00



Guests are always welcome at WWCH

WWCH PURPOSE

The Woodworkers Club of Houston is a group of men and women of all ages and skill levels who promote, educate, and share the craft of woodworking. The club meets the second Saturday of every month from 9-11:30 at Bayland Community Center, 6400 Bissonnet at Hillcroft. Guests are always welcome at no charge. Membership dues are \$24 per year, or about the price of one good clamp!

Newsletter Publication --This newsletter is edited and distributed by Joyce Saylan. Send content or questions by email at sayjoyce@hotmail.com.