

Woodworkers Club *of Houston*

Volume 32 Issue 2

February 2016

Inside this Issue

President's Message	p. 1
WWCH Collecting Toys	p. 1
Splinter Groups	p. 2
Calendar of Events	p. 2
New Members	p. 2
Ornaments for Veterans Project.....	p. 2
Golden Hammer Award.....	p. 3
Woodworking Show.....	p. 3
Woodworker of the Year.....	p. 3
Favorite Tool & Show and Tell	p. 4-6
Vendor Ad	p. 6
WWCH General Information.....	p. 7

WWCH Collecting Toys

WWCH is collecting **STUFFED ANIMALS** to distribute to the police. They carry these stuffed animals in their squad cars to give to children when they answer domestic disturbance calls. These soft and cuddly toys are so helpful to a traumatized and tearful child when their world is turned upside down.

If you have access to stuffed animals that could comfort a child, bring them to a meeting and we'll take it from there.



Thank you, from the children!

MESSAGE FROM THE PRESIDENT

The first meeting of 2016 and what a fun start. For the first time that I can remember, we had a scheduling conflict thanks to New Year's Day and had to meet in a different room than usual. I'm sure Anthony in the office had his hands full, trying to find spots for everyone. What I appreciate is that no one thought anything of it. Everyone just helped out

I prefer warm over cold, and by the time we meet in February I'll be back from a very cold trip to New York for a family event. It does make me wonder how many of our members work in temperature controlled shops versus how many work in shops without heat or ac. We have a shop crawl scheduled for May, and I'm curious to check out the different configurations and comfort levels.

I came to my first meeting thanks to an article in a local paper about the toy group so I'm curious to know how many of you came to your first WWCH meeting by yourself or with someone else. What was your biggest woodworking disaster? What piece or project are you most proud of? How did you get started in woodworking? Don't be surprised when I ask the questions, because I'd like to get to know you all better. Just please humor me and wear your name badge, because I need all the help I can get remembering people's names.

Mike Turner has some terrific programs planned for us in the upcoming months. Let him know if you have any ideas or would like to help out with one. It's going to a GREAT year.

Roslyn Hager, President

Time to Renew!

WWCH 2016 Dues

\$36

Cash or Check

Checks made payable
to: **WWCH**



February Program & Raffle

During the February meeting, Mike Turner and Bill Harris will present a program be on shop layout and design for equipment in your shops.

At the meeting, WWCH will have a special raffle for a 16" Ryobi variable speed scroll saw. Tickets will be \$3 each or 2 for \$5.

Splinter Groups

The **CNC Router Splinter Group** will meet Thursday, February 11th, at 7:00pm at Patrick's place, 20734 Settlers Lake Circle North, Katy, TX, 77449. For further assistance contact Mike Turner at 281-633-1807.

Hand Tool Splinter Group: Per group member requests, the meetings will be moved to Sunday evenings until further notice. The January meeting is tentatively scheduled for Sunday, February 21st, from 7:00 to 9:00 PM at Mark Bolinger's garage in Sugar Land near Hwy 6 and 90A. Please watch your email for any changes or cancellations. Email Mark for directions or details at marksmithb@windstream.net.

The Scroll Saw Splinter Group: The Scroll Saw Splinter Group is off and running for 2016. Our next quarterly meeting will be April 23, 2016 at Woodcraft South on Beltway 8. At this meeting, we will discuss features and benefits of higher end scroll saws and have several available to try out. The meeting starts at 9:30 AM in the Wood Room.

We can certainly say that our discussions about scroll sawing have been lively and interesting. (And maybe a few other things!) Come join the fun. You don't have to own a scroll saw. Maybe you are thinking about buying one. This is a good resource to learn more before you put your money down. We have great Show N Tell and fun with Problems N Solutions. Got to go. My saw is calling! Norm

Group contacts: Norm at scrollsaw@comcast.net or Denis at denis_muras@yahoo.com.

The Toy Splinter Group will begin working for 2016 in March. Remember, this year the times are a little different. We will still meet at Tim Shaunty's shop at 3614 Thistle St., Houston. The time for the second Wednesday, March 9th, will be from noon to 3 pm and then the 4th Wednesday, March 23rd, will be at the normal time from 7 to 9 pm. We welcome anyone to come and join our group.

Aside from the obvious - providing toys to the needy - we always have a good time sharing our current projects, cookies and coffee, and planning what toys we will be working on. Contact Andy Anderson at 713-409-7030 or Tim Shaunty at 713-503-2284 for additional information.

The **Sawmill Splinter Group** is for those who are cutting and milling their own lumber or are interested in doing so. We discuss sawmills and the projects possible with the lumber. Anyone with logs to mill or an interest in the sawmill can contact Bill Lindsey at bill_lindsey@comcast.net.

Welcome to WWCH

Frank Griffin
Donald C. Pott
Matt Proctor
Mark G. Smith
Joe Touzel

Pick up your Membership Directory, and sign in at each meeting so you will be counted.

Happy to have you with us!

WWCH Calendar

February 11..... CNC Router Splinter Group
February 13..... Monthly Meeting
February 21..... Hand Tool Splinter Group
February 26-28..... The Woodworking Show
March 12..... Monthly Meeting

Ornaments for Veterans Project

Fellow Woodworkers, I want to start by saying Happy New Year. A few years ago Dirk Boelman published a few ornaments for veterans in Scroll Saw magazine that said, "God Bless our Vets" and "Thank You for your Service". Since then I have been inspired to make these ornaments. It has been such an honor to give these to our vets and see the responses, the look on their faces, and give them the gratification of knowing someone cares.

With the help of David Garcia, Norm Nichols, Steve Wavro, and Charles Volek, we have cut and delivered 700 ornaments. If anyone would like to participate, you can talk to myself or Norm to get the patterns.

Submitted by Rick Spacek

Golden Hammer Award

The Golden Hammer Award nominees for 2015 were Chuck Lickwar, Bob Wink, and Bill Harris. In recognition of his service to WWCH last year, Bill Harris was selected by the Board of Directors to receive the Golden Hammer Award. Bill contributed throughout the year including making many toys both at home and at the club toy making sessions, organizing not one but two shop crawls, contributing equipment and assistance to the Jim Heavey special program, participating in the Houston Center for Contemporary Crafts "Day of Celebrating Wood," supporting the clubs sales at the annual Craft Show, and supporting the club consistently throughout the year wherever and whenever he could.



Thank you, Bill and congratulations!

Submitted by Chuck Meeder

Woodworking Show Coming in February!

As you probably know by now, the Woodworking Show is coming to the Pasadena Convention Center, Pasadena, TX, from February 26th through the 28th. The Show will be in the Campbell Hall because the Gem and Mineral Show got dibs on the main convention building.

The Club has been offered a booth on the floor which we will staff with volunteers. At our February meeting, you'll have an opportunity to sign up for a two-hour shift to staff our booth that will get your name placed on a list granting you entry without having to pay admission.

The Club needs examples of the craftsmanship of our members to display at the WW Show. You can bring them to the February meeting, and I will take them to the Show and return them to you at the March meeting. Or you can bring them yourself to the Show and I can return them to you at the March meeting. I have a crew cab pickup, so don't bring something that I can't fit in the back or front seat – unless it can handle riding exposed in the bed. Consider some protective wrapping because I may have to stack them. If you have large items that can't easily be transported, please bring photos.

Submitted by Gary Rowen

Woodworker of the Year



Congratulations to Lon Kelley, recipient of the Woodworker of the Year Award. The award was presented to Lon during the January meeting.

The Woodworker of the Year is selected by a committee made up of winners from the prior three years. It is presented to the club member in good standing who demonstrates the finest woodworking craftsmanship through participation in the Show and Tell programs throughout the previous year.

Favorite Tools and Show and Tell

Show and tell photos & write-up submitted by Gary Rowen.

PRESENTERS

- Jim Douglas** Hand Plane
- David Janowitz** Bowls & Cutting Boards
- Norm Nichols** Scroll Saw Boxes
- Lon Kelley** Inlay Bowls
- Matt Proctor** Hall Table
- Patrick Waters** Table & Laser Cut Plaques
- Dean Grimes** Cutting Boards
- Hugh Parker** Box
- Chuck Lickwar** Ball & Cup & Marble Games
- Tom Blanco** Calendar
- Rick Spacek** Crosses, Wood Burning, & Kittens
- Steve Wavro** Wedding Plaques
- Bob Wink** Family Drive & Cowboy
- Paul Carr** Trolley Car
- Chuck Graham** Light Table

While taking a break from fret work, **Norm Nichols** decided to try some scroll saw boxes of mahogany and maple. He finished them with polyurethane. Nice break, Norm.



Favorite Tools



Jim Douglas was proud of the Lee-Nielsen hand plane that he had purchased and wanted to show them to club members. They aren't cheap because they come with many finely made features that Jim "plainly" pointed out.




Lon Kelley presented some slides to show how he band sawed, glued up, and arranged laminated beams from mahogany and padauk to create those butterflies. The butterfly effect?



Show & Tell

These bowls of Osage orange were chiseled out by **David Janowitz** using a biiiig chisel and a lot of pounding. Of course, the wood is hard. David discovered that his branding iron works soooo much better on a flat surface.



Left over curly mango from the islands was used by **Matt Proctor**

for his hall table. He finished it with polyurethane. Matt forgot to bring margaritas.



Patrick Waters used a laser cutter to create images of his wife, kids and himself on the wall hangers. He bought and then painted cheap hooks to create an antique look.

The table is Patrick Water's first attempt at making a table – good job Patrick.



Show and Tell



Maple, walnut and “damed -if-I-know” wood mostly from his scrap pile was used by **Dean Grimes** when he crafted these cutting boards. They are finished with mineral oil.




The crosses of purple heart and kittens reflecting in water were scroll sawed by **Rick Spacek**. The pattern for the kittens was created from a picture. Rick also did some wood burning to create interesting patterns on a chunk of beef bone. I don't think he is going to give that to the family dog.

This unfinished box of walnut and maple by **Hugh Parker** has a secret drawer – but don't tell anyone. Hugh admitted that he did use some steel pins so he could say that he didn't use nails.



A couple of upcoming weddings make a great reason for **Steve Wavro** to craft wedding plaques. Steve found instructions on how to personalize an existing pattern. That way Steve could add names and dates. The plaques are of birch with walnut backs




These marble games and ball and cup games were cleverly crafted by **Chuck Lickwar**. Chuck made a jig so he could make three at a time. He claims the ball and cup games are defective because the ball won't flip into the cup. The ball and cups could double as shot glasses with stoppers – the string so you don't lose the stoppers.

Bob Wink acquired some scrap wood around the San Jacinto Monument and made a cart of a family drive with Dad and of course, being in Texas, Bob says he hopes to grow up to become a cowboy someday. Yippee tie yah, Bob.



Tom Blanco made this calendar with wood he had on hand. The calendar inserts and slides out from the top. Tom calls it his afternoon project.

Now Tom can track and plan all of his projects.




Show and Tell



A trolley car upon which children can play will soon grace the grounds of Woodland Park. **Paul Carr** found an old photo of a trolley car that used to run from Houston to Woodland Heights in the early 1900s and from that took measurements needed to construct the trolley. Paul used kiln dried after treatment (KDAT) lumber. He painted the pieces before assembling the trolley. Now all Paul needs are tracks, right-of-way and some ding ding--or maybe clang clang?

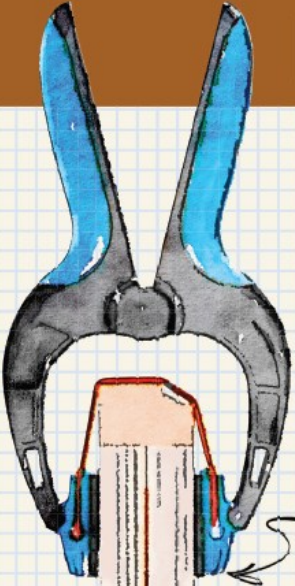


Chuck Graham showed slides of his light table that he made for his great granddaughter's classroom. It is eight inches deep with dovetail joinery on all four corners. One end, however, is not glued so it could be knocked off with a hammer if necessary. LED lights of various colors flood the acrylic table top.



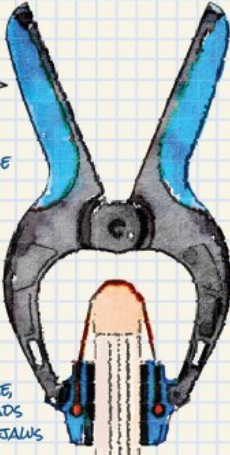
ROCKLER INNOVATION!

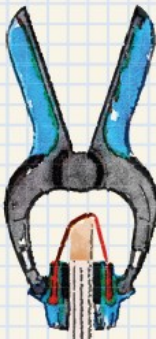
Bandy Clamps provide quick, consistent edge-clamping — and now they're available in three sizes to cover a range of projects




COMFORTABLE RUBBER GRIPS

EXTRA-LARGE ANTI-SLIP PADS ON PIVOTING JAWS





NEW SIZES!



ROCKLER® BANDY CLAMP, PAIR
 Large \$24.99 SKU: 54141
 Standard \$19.99 SKU: 54258
 Small \$14.99 SKU: 57823



Create with Confidence™

FOUNDERS DAY SALE PRICING VALID 1/30-3/4/16
 3265 Southwest Fwy. • Houston, TX 77027
 (713) 622-6567 • Rockler30.com
 Store Hours: M-F 9am - 7pm • Sat 9am - 6pm • Sun 11am - 4pm

Woodworkers Club *of Houston*

782 Maler Rd,
Sealy, TX, 77474

WWCH General Information

WWCH BOARD OF DIRECTORS

OFFICERS

President	Roslyn Hager
Vice President	Mike Turner
Secretary	John Lastrapes
Treasurer	David Janowitz
Publications Director	Lisa Sessions

DIRECTORS

Bill Harris, Gary Rowen, Joe Cook,
Lynn Cummings

COMMITTEE CHAIRS AND CLUB SERVICE PROVIDERS

Book Library	John Gay
Donuts	Roslyn Hager
Club Logo Items	Norm Nichols
Membership Book	Patti Page
Members/Name Tags	Roslyn Hager
Newsletter	Lisa Sessions
Raffle	Lynn Cummings
Refreshments	Steve Wavro
Technology	Denis Muras
Video Library	Lisa Sessions
Web Master	Gary Rowen

NEXT MEETING

February 13, 2016

9:00AM TO 11:30AM
BAYLAND COMMUNITY CENTER, 6400 Bissonnet

**Mike Turner & Bill Harris: Shop Layout
& Design for Equipment**

Guests are always welcome at WWCH meetings!

Newsletter Publication: Do you have an announcement or item for the newsletter? Send it to Lisa Sessions, WWCH Newsletter Editor, at lasessions@earthlink.net.

We're on the web!

www.wwch.org

**Like us on Facebook!
Woodworkers Club of Houston**

WWCH PURPOSE *The Woodworkers Club of Houston is a group of men and women of all ages and skill levels who promote, educate, and share the craft of woodworking. The club meets the second Saturday of every month from 9-11:30 at Bayland Community Center, 6400 Bissonnet at Hillcroft. Guests are always welcome at no charge. Membership dues are \$36 per year, or about the price of one good clamp!*