

Woodworkers Club of Houston

NOTICE! The February meeting will be at TXRX Labs instead of our normal meeting location at Bayland Community Center. See page 3 for details!

Inside this Issue

President's Message..... p. 1, 2
 New Members..... p. 1
 Splinter Groups..... p. 2
 In Memoriam..... p. 2
 Woodworker of the Year Award p. 3
 Golden Hammer Award..... p. 3
 Upcoming Programs p. 3
 January Meeting Recap..... p. 4
 Calendar of Events p. 4
 Favorite Tools & Show and Tell p. 5, 6
 Vendor Ad..... p. 7
 WWCH General Information p. 7

SOMETHING TO HUG

WWCH is collecting STUFFED ANIMALS to distribute to the police. They carry these stuffed animals in their squad cars to give to children when they answer domestic disturbance calls. These soft and cuddly toys are so helpful to a traumatized and tearful child when their world is turned upside down.

If you have access to stuffed animals that could comfort a child, bring them to a meeting and we'll take it from there.



Thank you,
from the kids

New Members

Welcome to WWCH!

Burt Ward & Floyd Spenser

Pick up your Membership Directory, and sign in at each meeting so you will be counted.

Happy to have you with us!

MESSAGE FROM THE PRESIDENT

Last month Norm Nichols was honored with the Golden Hammer Award and Chuck Lickwar with the Woodworker of the Year Award. What a great way to start the new year honoring two of our clubs major contributors. Thank you for setting such a great example.

As you know there are many others that also contribute to the success and fun of our club; too many to list but you see them and hear their names throughout the year. The officers and board, the official committee chairs and service providers, the Show and Tell participants, the coordinators of the Splinter Groups, the participants in club activities (like the Craft Fair, the Gathering of the Guilds, Hands on Houston, the Monarch School Program, and the toy and box making), the monthly contributors to Problems and Solutions and Favorite Tools, and others I have regrettably overlooked. I hope both new members and less active members are interested and inspired to join in supporting WWCH and friends. Your ideas and participation are welcome and appreciated.

Hopefully many of you had ample time over the holidays to spend in your woodshops. I did. And a couple of weeks ago, I learned how make and install 'butterfly' inlays. I built a 13 ft long 12 in wide 'Behind the Sofa' table for a friend. Initially I thought I would make the 3/4 inch butterfly inlay holes by hand. But unfortunately my friend's choice of wood was Jatoba which is one of those very hard, dense, resinous woods from South America. When jointing and planning by hand, I had to re-sharpen the plane blades far too many times.

You might ask, why I didn't use my power jointer and thickness planer? Well, 13 ft long, 8/4's dense boards are a little much for me to move around, so hand tools were the answer. But, I didn't want to repeat that sharpening exercise on my chisels. So I took the lazy way out and spent a few dollars on a router inlay set and butterfly pattern set. After a practice run on some scrap pine, I tackled the real thing. That system with a carbide, down spiral bit worked like a charm.

The sharp acute comers of the butterflies had to be slightly rounded by machine and hand sanding, but they fit perfectly.

(Continued on page 2)

Splinter Groups

Hand Tool Splinter Group: Our February meeting will be on the 26th at 7:00 PM. By popular demand, this will be the annual meeting for plane sharpening and tuning. I'd like to emphasize that if members can only come to one hand tool splinter group meeting in 2015, this is the one. Everyone should bring their own plane to sharpen and tune. See you at 7pm—9pm at Mark Bolinger's garage in Sugar Land near Hwy 6 and 90A. Email Mark at marksmithb@windstream.net for directions or details.

The CNC Router Group will meet on Thursday, February 19th, at 7:00pm at Patrick's place at 20734 Settlers Lake Circle North, Katy, 77449. We will be doing CNC inlay. For more information, contact Mike Turner at 281-633-1807.

The Scroll Saw Splinter Group: On January 25th, the Scroll Saw Splinter Group held its first quarterly meeting for 2015. We talked about our favorite patterns and why they are our favorites. One of the best things to come out of our meeting was that we had three new members. We look forward to seeing them again. Our next meeting will be April 25th. Keep watching this location for the program. In the meantime, if you have any scroll saw questions, you can contact Norm at scrollsaw@comcast.net or Denis at denis_muras@yahoo.com.


The Toy Splinter Group is taking a break during the first part of 2015 and is planning to return to the effort in March. We will meet on the 2nd and 4th Wednesdays of each month at Tim Shaunty's shop, 3614 Thistle St., Houston 77047. If you have not been involved in the past, please consider joining us as we continue to provide special toys to needy children.

The Sawmill Splinter Group is for those who are cutting and milling their own lumber or are interested in doing so. We discuss sawmills and the projects possible with the lumber. Anyone with logs to mill or an interest in the sawmill can contact Bill Lindsey at bill_lindsey@comcast.net.

President's Message

(continued from page 1)

I also learned an unpleasant about very hard, dense woods during this planing exercise: hard wood can hold an edge so well that it cut my finger once while planing the edge and letting a finger slide along the corner. Fortunately the cut was very minor; those corners were softened immediately after that experience.



I look forward to seeing you at TXRX for our February meeting.

Chuck Meeder, WWCH President

In Memoriam

We are sad to report that Robert Sandlin, a Lifetime Achievement Member of Woodworkers Club of Houston, passed away on January 16, 2015.

His obituary can be downloaded from this link:

<http://wwch.org/robertsandlinobit.pdf>.



Woodworker of the Year Award



Chuck Lickwar was awarded the Woodworker of the Year Award during the January meeting. In 2014, Chuck showed his diverse works seven times. There was an Adirondack chair, snack bowls, signage, wine stoppers, and fridge magnets. What was often overlooked but shown a lot of skills were the display stands for his turnings, which were also very well made by Chuck.

The recipient of the Woodworker of the Year Award is selected by the membership during the December meeting from a group that is nominated by committee prior to that meeting.

Golden Hammer Award



Norm Nichols was awarded the Golden Hammer Award by the WWCH Board of Directors in recognition of his service to the club last year. As usual, Norm supported the club with his time and effort all year. In 2014, he organized the club's participation in the craft show, co-hosted the Scrollsaw Splinter Group, coordinated the scrollsaw activities at the Monarch School, continued to be a mainstay of the Toy Splinter Group including toy delivery trips, was very active in the monthly Show and Tell, stepped in to help with the monthly raffles, generally helped WWCH wherever he could, and kindly supported and educated the membership.

Norm received a plaque and a special "Oldden" Hammer Award made by Bob Wink. Isn't it a great likeness of Norm? Thank you, Norm, for your service to WWCH!

Upcoming Programs

February Program: Special Combined Monthly Meeting and Field Trip

The February 14th WWCH meeting will be held at TXRX Labs at 205 Roberts Street, Houston. If you saw Patrick Waters' presentation earlier this year, you know something about the shop and 'maker space' available at TXRX. There are woodworking and other shops available to use as well as classes. We plan a regular meeting at the TXRX facility followed by a presentation and tour of the shops. Mark your calendars. You won't want to miss this field trip meeting. Their website is www.txrxlabs.org.

March Program: Intarsia Woodworking with Steve Wavro

Steve Wavro will present information about intarsia woodworking.

April Program: Violin Construction with Fred Sandoval

Fred Sandoval will present his woodworking skills and the tools he uses in violin construction.

Calendar of Events

Feb 14 Meeting..... TXRX Labs
Mar 14 Meeting..... Intarsia, Steve Wavro
Apr 11 Meeting Violin Construction,
Fred Sandoval

Volunteers Needed

WWCH needs you! The following positions are vacant and need to be filled:

Publications Director
Club Logo Items



If you would like more information or to volunteer for one of these positions, please contact Chuck Meeder at cmeeder69@gmail.com.

Shop Sales

Complete Woodworking Shop

Stationary tools, handheld power tools,
other tools and accessories

February 28 and March 1, 2015

8:00 a.m. to 6:00 p.m.

All sales are cash only

4630 Sylvia Lane

Manvel, TX 77578

Entire Workshop

Woodworking/woodturning machines, tools,
accessories, wood, books/magazines, etc.

Webster's Auction

14463 Luth Rd

281-442-2351,

Sunday February 15th at 1PM

For more information on both of these sales, visit the WWCH Trading Post webpage at <http://wwch.org/TradPost/TradingPost.htm>

January Meeting Recap

BE CAREFUL

**THIS MACHINE
HAS NO BRAIN
USE YOUR OWN!**

Mike Tumer presented an informative program about shop safety during the January meeting. Mike shared that the biggest contributors to accidents are fatigue, distractions, rushing to meet a deadline, taking shortcuts, and the mindset of, "it won't happen to me."

You should always wear the appropriate safety gear for the job you are doing. This includes safety glasses with side shields, hearing protection, and a dust mask. Rubber gloves and respirators should be worn when using chemicals. Make sure to select the appropriate respirator for the chemical you are using. Mike noted that safety glasses with side shields are very important because projectiles can enter the eye area from the side as well as from the front.

While all tools can present hazards, the table saw can cause some of the most serious injuries in the shop. This is due to the high velocity and sharpness of the blade. The momentum of the blade can cause kickback and can also pull you into the saw.

Mike shared this YouTube video which shows the seriousness of kickback: <https://www.youtube.com/watch?v=u7sRrC2Jpp4>

Mike encouraged everyone to get rid of the plastic push stick and use a guide stick with a rubber tip and a large wooden push block, both of which you can make yourself.

Mike shared many other safety tips, including information about the safe operation of the router, bandsaw, drill press, miter saw, circular saw, and air nailer.

If you missed the meeting or would like additional information about safety, an internet search with the term, "woodshop safety" will yield many results. If you want safety information about a specific tool, you can also search on the tool name with the word safety, such as "table saw safety."



Video Library Update

The Video Library is active again, and an updated list of DVDs has been posted to the WWCH website: <http://wwch.org/Library/Videos.htm>. We have an extensive library of great DVDs! If you would like to check one out, please email the video librarian Lisa Sessions at lasessions@earthlink.net. Requested DVDs will be brought to the next WWCH meeting.

Favorite Tools and Show and Tell

PRESENTERS

Fred Sandoval Measuring Sticks & Jig
Denis Muras Antique Belt Sander
Chuck Lickwar Router Bowls
Bob Wink Wood Art
Rick Spacek Military Cross, Lynx, & Cake Stand

Steve Wavro Sign
Lon Kelley Lamp Ornaments
Lynn Cummings Cutting Board
Niklas Oberfeld Biplane Model
Don Lackey Stool

Bob Wink presented two art statues – a Cajun Cowboy riding a crawfish and Johnny Cash. These fun pieces were made from scraps and Wink wood.




Favorite Tools

Fred Sandoval showed his cabinet making measuring sticks. He has three sizes for measuring the inside of cabinets and other objects. Fred also showed a jig that he made for using a router to make curved and rounded pieces.



Rick Spacek presented several scroll saw pieces. The first was a military cross commemorating military veterans. The pattern is a Sue Mei pattern, and the cross is made from plywood and painted with acrylic paints and then finished with clear enamel. The second piece is a mahogany cake stand with a Corian top. The pattern was from Scrolling Magazine. The last piece Rick showed was a Lynx art piece made from spalted pecan. This beautiful piece took Rick about 3 weeks to complete. It is finished with clear coat.



Denis Muras showed this antique belt sander that he picked up at an antique store. The sander takes belts that can be turned around the base when the sand paper gets worn. Not too many people seemed interested in replacing their power belt sander with one like this!



Niklas Oberfeld showed his wooden model of a 1920-1930s training biplane. The plane is made from 1/4" white aspen craft wood, and the propeller of the plane turns.



More Show and Tell!

Chuck Lickwar showed several router bowls made from southern yellow pine. He said that, while they were a little labor intensive, they were lots of fun to make! He finished the bowls with rawhide shellac.



Lon Kelley was very interested in the inside-out Christmas ornaments that Chuck Lickwar showed at the December meeting. Lon decided to give the technique a try and made some ornaments and a lamp base. The base has four layers. Working from the inside out, the layers are walnut, maple, mahogany, and yellow pine, and the finish is polyurethane spray.



Don Lackey presented his four legged stool. The stool is made from cedar. He cut the holes for the leg in the stool seat with a plug cutter. Don made four of these and sent several out as gifts. The stools are finished with Liberon Wood Finish.



Lynn Cummings presented his cutting board made from black walnut and maple. The board is glued together with Tightbond and has grips that he purchased from Woodcraft which indicate meat for one side and veggies for the other.



Steve Wavro showed a sign he made from a pattern on Steve Good's blog. This pattern provided Steve a chance to practice his right angle cuts.




Welcome to the Board!

We would like to welcome Lynn Cummings to the Board of Directors. Lynn has stepped forward to volunteer for a director position and to run the raffle at the meetings. Thank you, Lynn, for volunteering!

Japanese Precision

This YouTube video shows a fine example of Japanese precision carpentry — no nails required!

<http://videosift.com/video/look-Ma-no-nails-japanese-precision-carpentry>



FREE DEMO
February 14th
at 11AM

NEW!
\$79⁹⁹

**ROCKLER ROUTER
TABLE SPLINE JIG**

- Add strong, beautiful splines to the corners of your small boxes and frames!
- Sled holds workpiece at 45° angle while you guide it past the bit

SKU: 59288



Create with Confidence™

FOUNDER'S DAY SALE 1/31-2/27

3265 Southwest Fwy. • Houston, TX 77027
(713) 622-6567 • Rockler30.com

Store Hours: M-F 9am - 7pm • Sat 9am - 6pm • Sun 11am - 4pm

WWCH General Information

WWCH BOARD OF DIRECTORS
OFFICERS

President	Chuck Meeder
Vice President	Mike Turner
Secretary	Steve Wavro
Treasurer	David Janowitz
Publications Director	Vacant

DIRECTORS

Bill Harris, Chuck Lickwar, Joe Cook,
Lynn Cummings

COMMITTEE CHAIRS AND
CLUB SERVICE PROVIDERS

Book Library	John Gay
Donuts	Roslyn Hager
Club Logo Items	Vacant
Membership Book	Patti Page
Members/Name Tags	Roslyn Hager
Newsletter	Lisa Sessions
Raffle	Lynn Cummings
Refreshments	Chuck Horton
Technology	Denis Muras
Video Library	Lisa Sessions
Web Master	Gary Rowen

NEXT MEETING

February 14, 2014

9:00AM TO 11:30AM

205 Roberts Street, Houston, 77003

Tour of TXRX Labs

Guests are always welcome at WWCH meetings!

Newsletter Publication: Do you have an announcement or item for the newsletter? Send it to Lisa Sessions, WWCH Newsletter Editor, at lasessions@earthlink.net.

We're on the web!

www.wwch.org

Like us on Facebook!

Woodworkers Club of Houston

WWCH PURPOSE *The Woodworkers Club of Houston is a group of men and women of all ages and skill levels who promote, educate, and share the craft of woodworking. The club meets the second Saturday of every month from 9-11:30 at Bayland Community Center, 6400 Bissonnet at Hillcroft. Guests are always welcome at no charge. Membership dues are \$36 per year, or about the price of one good clamp!*