

Woodworkers Club of Houston

You're never too old to learn something stupid!
....Anonymous

The largest furniture store is the curbsides of your city after a huge storm! And the dreams are free for the taking! The longer the wood sits in a stack, the more things it "could be".

....Anonymous

Volume 30 Issue 2

February 2014

Inside this issue:

President's Message	1
Members Dues	1
February Speaker	1
Splinter Groups	2
Calendar & Events	2
Museum Days	2
January Speaker Recap	3
Favorite Tools	3
January Show and Tell	4&5
HCCC Recap	6
Site To See	6
Carved Tree	6
Woodworking Show	6
Curious	7
Caps and Shirts	8

MESSAGE FROM THE PRESIDENT

The WWCH has been involved in a couple of activities already this year. Steve Dittrich coordinated our club's participation in the January 25th Arbor Day event at the Houston Arboretum and Nature Center, providing education about lumber and ways it can be used. Toy making with children and scroll saw demos at 'Hands on Houston' at the Houston Center for Contemporary Craft on February 1 were organized by John Gay and David Garcia. Working with young children at the HCCC and talking to other craftsmen is always fun and rewarding.

Plan ahead for upcoming activities like Empty Bowls Houston (May 17), the Woodworking Show in Katy (March 28 – 30), and the WWCH annual shop crawl (usually in May). For the shop crawl consider including your shop no matter how big or small as everyone has some good ideas, arrangements, and tips to share that others could learn from. That is the purpose of our club. We need a volunteer to help coordinate this event. There will be more detailed information about events in upcoming newsletters.

Thanks to about 50 of you who have already responded to the club survey. Your input is important. There is still time this month to add your comments in this poll before the results are compiled. Go to <https://www.surveymonkey.com/s/YSQRB38> or request a paper copy from a board member to complete the survey. Surveys will be available at the February meeting.

A quick reminder regarding dues. It's the time of the year to renew your club membership. If you want to be included in the 2014 directory, please pay at this month's meeting or send in your dues to Larry Page in February.

I look forward to seeing you and hearing from you at this month's meeting. Your participation is what makes the WWCH what it is and does. The January meeting was a delight. We ran out of time at noon because there was so much discussion of activities, an excellent presentation by our own Mark Bolinger, more show and tell projects than there was time for, and not one but three favorite tools to talk about. Mark not only showed us how to make the 11 groove box, but presented a very informative discussion of the planes that could be used and the pros and cons of each. If you weren't there, you should have been. You will want to attend the February meeting to find out who receives the coveted Golden Hammer Award and the Woodworker of the Year Award.

Chuck Meeder, President

DUES ARE DUE

LAST CHANCE TO PAY 2014 DUES AND GET IN THE DIRECTORY

\$36.00 per year
(\$3.00 per month)

Deadline to be listed in the 2014 Membership Directory is payment by the February meeting

Dues payments may be mailed directly to Larry Page at
19806 Sable Stone Circle
Katy, TX 77450

FEBRUARY SPEAKER -- SCOTT HOLMES

Scott Holmes returns to WWCH speaking on Finishes and Finishing.

Scott Holmes, an ex-WWCH member, last spoke at our meeting in June, 2012. His talk generated a lot of questions and answers then, so bring your questions again for another lively session.

Holmes has been woodworking for about 42 of his 53 years and seriously woodworking for the last 27 years. His focus is on finishes and he is a frequent contributor to web blogs where he shares his knowledge and ideas. He says that finishing is a process, a series of steps, unique to the type of finishing you are using. You must use the appropriate process to achieve the desired results. Done correctly, you'll have a finish that you'll want to "show off".

Since he left the club, he purchased the Tomball Bowling Lanes and replaced the lanes. Club members were offered a chance to buy sections of the lanes when he took the old ones out.

Coming in March

Dr. Dave Mueller of Bryan, TX will speak on Spalted Wood. He is a wood turner in several groups.

Members, bring your turned pieces to the March meeting to show him we don't all work with "plank" wood.

See more at

<http://www.aggieturner.com>

SPLINTER GROUPS

Hand Tool Splinter Group meets the 4th Thursday of the month at 7-9pm at Mark Bolinger's garage in Sugar Land near the Hwy 6 and 90A. For info, email Mark at marksmithb@windstream.net.

The Toy Group meets on the second and fourth Wednesday of each month at Tim Shaunty's shop at 3614 Thistle St., Houston. Over the year, the group makes thousands of toy cars for all those needy kids out there. We are looking forward to a fun and highly productive year in the toy shop.

For directions to Tim's shop please call Andy at 713-409-7030, Tim at 713-503-2284, or Norm Nichols at 281-491-3220.

The group had a great year in 2013 and is looking forward to what this year will bring. A lot of kids were able to smile at Thanksgiving and Christmas because of the group's efforts. We will bring out even more smiles this coming year with your help.

The Scroll Saw Splinter Group will meet Saturday, February 22, at Woodcraft South, Beltway 8. The meeting runs from 9:30 to 11:30 AM. Come see WHAT'S NEW in the world of scrollsawing! Gadgets, patterns, news, etc. Bring your current projects for Show N Tell as we always enjoy seeing what you have been doing in your shop. Jot down those questions for Problems N Solutions as we love a good challenge. **Sometime in June-July the Scrollsaw Splinter Group may be helping kids at the Monarch School make wooden butterflies for their annual fundraiser. If you would like to help, contact Norm Nichols.**

The CNC Router Group meeting will be held on Thursday, February 13, at 7:00p.m. at Patrick Hold-Daniel's house, 20734 Settler's Lake Circle North, Katy, TX 77449. Go North on Fry Rd, past West Little York. Look for the subdivision entry street, Promenade, turn left. Continue to turn off for Settler's Lake Circle North, then turn right. Call Mike Turner if you need assistance [281-633-1807](tel:281-633-1807).

Sawmill Splinter Group is for people who are cutting and milling their own lumber or those interested in doing so. We discuss sawmills and the projects possible with the lumber. If you are interested, contact Bill Lindsey at bill_lindsey@comcast.net for next meeting date and time.

CALENDAR OF UPCOMING EVENTS

February 8 — Monthly Meeting
Speaker: Scott Holmes – Finishes and Finishings

March 8 — Monthly Meeting Speaker: Dr. Dave Mueller of Bryan, TX on Spalted Wood.

March 28--30 — Woodworking Show in Katy, TX

April 29 — Museum Days at HCCC

May — WWCH Shop Crawl TBA

May — Empty Bowls Houston

SPEAKER IDEAS? SEE RON KUENNING

Members, if you have information on upcoming events or field trips, please let me or **Ron Kuenning** know so we can include this information in emails or in the newsletter to all the members. Joyce Saylan Sayjoyce@hotmail.com 832-875-7074

FRED SANDOVAL HOLDS CLASSES

Woodworking Classes—Fred Sandoval holds woodworking classes the last two weekends of each month. For information: [281-793-3502](tel:281-793-3502) or sandovalrederick96@yahoo.com.

OPPORTUNITES—WWCH NEEDS YOU!

There are still two opportunities for members to meet more people and become more involved with the club. We need someone to serve as Treasurer and for another person to help coordinate the monthly raffle on alternate (odd) months. See Steve Wavro.

MEMBER SURVEYS DUE NOW

It's really great that over 50 people have completed the club survey but we'd still like to hear from more of you.

MEMBER SURVEYS, YOUR OPINIONS, WANTS, AND EXPECTATIONS, HELP DIRECT YOUR CLUB.

Larry Page can send you a paper survey or you can go on line to <https://www.surveymonkey.com/s/YSQRB38> to complete the survey there. Please complete it only once. We'll also have a laptop at the next meeting if you'd like to complete it there. The survey closes shortly, so act now!

FREE MUSEUM DAYS – WWCH AT HCCC

Get ready for this year's day at the museums. WWCH will be demonstrating on April 29 at Houston Center of Contemporary Craft.

I know, the first thing that you are going to say is: I thought that happened in September? It used to. That event got so popular that it was hard for Houston to get a handle on it. So to make things better, Houston has divided the Museum District into 1/4's. There will still be free bus rides and free parking and the museums in that area/zone will also be free. This way, more people can see what great places Houston has.

We have been demonstrators at this event for a few years with good results. Lots of interest and some new members. Last year, HCCC requested that our members show one of their early works as well as show one their latest creations. That was a big hit. That would be a good thing again this year too. Sometimes people cannot see that we all started with very limited skills and tools and built up from there.

It is also a lot of fun to meet other crafts clubs (or guilds) in Houston. There is a ton plus of talent in this city.

See John Gay if you want to participate at HCCC.

SPEAKER RECAP: MARK BOLINGER – THE ROY UNDERHILL 11 GROOVE BOX

Mark Bolinger brought several of his combination planes and started off his talk remembering 20 years or so ago when he watched the new Yankee Workshop and the Woodwright's Shop on television. He thought Roy Underhill was an idiot!!! That was then, this is now. Now he appreciates Roy Underhill sooo much more. The Roy Underhill 11 Groove Box is a pure hand tool project that illustrates the utility of combination planes. He used the combination planes to build this box in walnut and oak, with spline grooves in the box sides holding the box together. He veneered over the ends of the splines. He also made lips in the top of the box to support the lid. All this seemed simple, but like he said, "it's tricky business and takes practice." Mark covered topics like Plough Planes, Stanley 50 Planes, wooden vs. iron cutters, those that have interchangeable cutters for wide grooves, and rods fixed into the depth of the stop to magnify the tilt. Then the talk got really interesting and really detailed. He showed the step by step process in making the box in a set of slides.



Videos of those New Yankee Workshop and Woodwright's Shop will be in the WWCH Library soon!



FAVORITE TOOLS

Mike Turner brought his large **framing square** with adjustable guides. This protractor square can be adjusted to any angle and can be modified. Don't be shy...go ahead and drill an anchor hole in it. Being metal, it won't warp. But better use an oven mitt in July! It's one hot item.



Photo found on the internet. What fun this staircase would be in a house with a bunch of kids! They'd never be late for breakfast or school or any excuse they could create for another fast ride down!

Fred Sandoval loves his little one-inch **sanding plane**, circa 1993. It has a heavy blade that is accurate, but being so small, you can skew the angle as you like. It also converts to a chisel plane. He favors this plane so much that he made a special box for it.



John Gay's Lumberlock Plate Vise was an "impulse buy", but now he loves it because it can fit a wide variety of sizes of lumber: 1x4, 1x6, 2x4, etc... It's metal, so it will hold the lumber securely.



THE GOLDEN HAMMER AWARD WILL BE PRESENTED AT THE FEBRUARY MEETING

WOODWORKER OF THE YEAR 2013 TO BE ANNOUNCED AT FEBRUARY MEETING

The nominees for Woodworker of the Year for 2013 are:

John Gay

Chuck Lickwar

Norm Nichols

Rick Spacek

Charles Volek


These members have been an integral part of our meetings, the Show and Tell, and practice their love of woodworking throughout the year. Each one of them is deserving of the Woodworker of the Year, but we have only one award. The award will be presented at the February meeting

Congratulations to all the nominees.

JANUARY SHOW AND TELL

PRESENTERS

1. **John Gay** — Tool Storage Box
2. **Jeremy Grubb**— Floor Lamp
3. **Ron Lee** — Pole Bird House
4. **Chuck Lickwar** — Refrigerator Magnets
5. **Norm Nichols**— Car and knife
6. **Chuck Spacek**—Owl Birdhouse and Music Box
7. **Joe Stassi** — Weather Station
8. **Bob Wink** — Whimsical Tramp Art Frames



Bob Wink has been FRAMED!! He took antique prints he had around and some from a friend, and gave them the Wink Treatment with these whimsical Tramp Art Frames.

Jeremy Grubb's originally designed Floor Lamp brought home a "Judges Special Award" from the Texas Woodworkers Show. Made of African Mahogany and rice paper with 24 to 28 gauge wire and bamboo caneing. Jeremy brought slides showing the intricacies of construction and beveling this marvelous piece.

"Good Show", Jeremy!
Jeremy seems to be feeling that it's just another project in the can, so now on to the next one! Wonder what he'll come up with next.



Chuck Spacek put together this rustic Eagle Birdhouse constructed from Cedar and Red Oak with a Mahogany beak. The back of the birdhouse is plexiglass so you can see what the little birdies are up to inside.
The lovely Music Box was done with a scroll saw.



Chuck Lickwar brought an array of Refrigerator Magnets he turned on a lathe using scraps from his pen turning. The magnets in the bottoms have three strengths 7lb, 12lb, and 20lb of holding power. Available from Leigh Valley or Rare Earth from Amazon or magnetstores.com, these **colorful magnets are made** from walnut, mahogany, yellow heart, red heart, zebra wood, and cedar.



Joe Stassi built this weather station for a friend. Although kits could be purchased, Joe did it himself from salvaged Oak and Cypress (saved him \$30). The 2 1/2 inch circular holes for the clock, the barometer and the hygrometer, all purchased from the Klockit Catalogue, were all cut with a circle cutter mounted in his drill press and are glued in with epoxy. Finished with Min Wax Colonial Maple Stain and polyurethane. The liquid and oil in the Galleleo thermometer rises and falls in response to the temperature.



JANUARY SHOW AND TELL

Ron Lee built this Birdhouse on a Pole. It's designed to accommodate five different species of birds (Chickadees, Downey Woodpeckers, Bewick's Wrens, Carolina Wrens and Titmice). This is made possible by replaceable adapters that adjust the entrance hole in three different sizes and adjustable floor height. The inside has ½" foam insulation to reduce inside temperatures during summer and soffit vents on the sides provide improved air circulation. The interior and exterior are cedar.

The wood has been left unfinished and no glue was used to eliminate undesirable fumes. Though the design looks simple, it contains approximately 50 pieces of wood and 150 screws. The cyclone fence top rail used for the mounting pole discourages predators better than mounting it on a fence or fence post. His design includes a ground socket made out of PVC electrical conduit. A 2" ground auger drilled the hole for installing the ground socket and pole. It takes him 12 hours of work per box. So far, he has 9 boxes up.

Now he's making the FOR RENT signs.



Norm Nichols is one sharp dude with his fancy truck and shiny blade.

Norm created this knife using a AA blade he found at Woodcraft on sale. The handle of maple burl is secured by brass rod which also lends a decorative touch.


The truck is from a Steve Good pattern using maple, orange agate, mesquite, red oak, and black oak. The smoke stacks are steel rods, more authentic looking, says Norm. Note the treads on the tires: each one scroll sawed at an angle.



John Gay built this rustic storage cabinet to hold tools being used to restore the Dutch Fishing boat used in Holocaust rescues. It's made from recycled cedar fencing, compliments of Roslyn Hager, and untreated yellow pine 2x12s for the top with 2x4 boards for the frame so it could be securely bolted down and somewhat theft resistant. The slide out drawers keeps the smaller tools well organized. The sealer was still a bit sticky he admits, because of that Arctic Vortex bringing 97% humidity! The boat is outside by the parking lot, so if you want to drive by the Holocaust Museum, head to 5401 Caroline St.



Then came the Wink Whammy! Bob Wink's subject, er victim, for the day's Wink Award, was Norm Nichols who ceremoniously received this "Dust Ear Muff". Bob had to explain a few things about the contraption and Norm, being a good sport, donned it like a trooper! It's a dust catcher, albeit much less expensive than the store-bought ones. Norm looks like a white-washed Darth Vader. *Go forth and breathe!*



WWCH AT HOUSTON CENTER FOR CONTEMPORARY CRAFT



On Saturday February 1 from 10:00 am to 3:00 pm, WWCH participated in one of the monthly Hands On Houston programs hosted by the HCCC. Nearly Two hundred young children ranging in age from about 4 to 12, accompanied by their parents, decorated and added wheels to cars, trucks, and animals. After testing their toys on the hallway floor, every child and parent left with big smiles. It was a real treat to be involved in an activity that brought parents and children together like this. The club's participation was coordinated by John Gay and David Garcia.



Chuck Meeder and Denis Muras joined John on Saturday at the craft center to work with the center's staff and volunteers to facilitate activities. Our Toy Splinter Group provided the toys. Denis also attracted a lot of attention with his scroll saw demonstration making 3D teeth and puzzles along with a display of his fancy wooden cars. The next time this event comes up, you should consider contributing a couple hours of your time. It's fun to work with the children, and observing their focus and satisfaction with their day's accomplishment is a priceless reward.

A SITE TO SEE:

<http://historichouston.org/> **Historic Houston Salvage Warehouse** materials, reclaimed from historic houses and individual items that have been donated to our Salvage Program, are available for sale through our Salvage Warehouse. Materials include, but are not limited to, reclaimed wood flooring, windows and screens, interior/exterior doors and hardware, interior/exterior siding, paneling, and millwork, lumber, bath and kitchen fixtures, cabinetry, and exterior ironwork. Check out the inventory!


The Catherine Cage Bruns Resource Library, located inside the Historic Houston offices at 4300 Harrisburg Blvd., provides information on local and regional architecture as well as information about Houston's neighborhoods and various resources on remodeling and renovating older buildings.

The resource library accepts donations of architectural books, magazines, photographs, neighborhood and civic club information. Monetary donations are also encouraged to help Historic Houston build the resource library and further educate our community. For additional information on available items and new arrivals please contact lynn@historichouston.org 713.522.0542 | info@historichouston.org.

WHAT A MAN DID WITH THIS TREE TRUNK IS MIND-BOGGLING

It all started out with a simple tree trunk. One tree, four years of work and an indescribable amount of talent: that's what it took to create this incredible masterpiece. **Zheng Chunhui**, a famous Chinese wood carver, chopped down a single tree and tirelessly worked on it for over **four years** to make this piece.

The piece won the Guinness World Record for the longest wooden carving. It measures over 40ft (12.286 meters long, 2.401 meters wide and 3.075 meters tall at its highest point). The carving is based on the famous Chinese painting "Along the River During the Qingming Festival." The original artwork was created over 1,000 years ago. The intricate carvings of daily life in ancient China are very detailed and perfect. That was 8,760 hours well spent.



THE WOODWORKING SHOWS

THE WOODWORKING SHOWS

March 28-30, 2014

Friday 12-6; Saturday 10-6; Sunday 10-4

Leonard E Merrell Center

6301 S Stadium Lane, Katy, TX 77494

<http://www.thewoodworkingshows.com/webapp-shows/houston>

Price: \$10 online / \$12 at the door

Seminars

Your admission at each show gives you three days of access to FREE seminars presented by woodworkers. Learn tricks of the trade, perfect your skills and ask questions while attending any of the seminars we offer. There are MANY classes to choose from so be prepared to learn, be entertained and ask questions.

STASH YOUR MONEY ... WHERE?



Randall Rosenthal, woodworker and artist with a talent that can result in mind-bending illusions. The project below started with three pieces of white pine he glued together. He turned that block of wood into something so cool.

The finished product, a real wood carving, a fake cardboard box and contents, is an awesome illusion. After being painstakingly careful painting the currency bills and their details, he began slowly adding color to the box turning it into cardboard replica. Since "cardboard" isn't something you can paint in one sitting, he had to add light, and washed out layers over and over. The finished product, "Old Money," is incredibly realistic.

Needless to say, he has "commissions" for more boxes! See the step by step:

<http://www.viralnova.com/box-of-money/>

THE CLUB STILL HAS OPENINGS FOR A TREASURER FOR 2014. ALSO NEEDED ARE SEVERAL MEMBERS WHO WILL STEP UP TO CONDUCT THE RAFFLE AT THE MEETINGS ON ODD MONTHS. Tell a board member.

NEW

**DREMEL 9100-21
FORTIFLEX FLEXIBLE
SHAFT ROTARY TOOL**

- Lightweight handpiece provides nimble handling, while the motor provides ample power without adding weight.
- Includes a wide range of accessories.

Only **239⁰⁰**

52178

NEW

**DREMEL 4200-8/64
CORDED ROTARY
TOOL KIT, 75-PIECE
PLATINUM EDITION**

- Offers the highest value with the largest quantity of accessories and attachments.
- Includes a deluxe storage case

50162

Only **219⁰⁰**

ROCKLER
WOODWORKING AND HARDWARE

Create with Confidence™

Founder's Day Sale 1/25-2/28/2014

3265 Southwest Fwy. • Houston, TX 77027 • (713) 622-6567 • Rockler30.com

Store Hours: M-F 9 am-7 pm • Sat 9 am-6 pm Sun 11 am-4 pm

Woodworkers Club *of Houston*

782 Maler Rd.
Sealy, TX 77474

NEXT MEETING

February 8, 2014

9AM TO 11:30AM
BAYLAND COMMUNITY CENTER
6400 Bissonnet

Speaker: Scott Holmes
FINISHES AND FINISHINGS

Regular Meeting with
Show and Tell
Favorite Tool

We're on the web!

[www.facebook.com/pages/
Woodworkers-Club-of-Houston](http://www.facebook.com/pages/Woodworkers-Club-of-Houston)
wwch@wwch.org

WWCH BOARD OF DIRECTORS

OFFICERS

President	Chuck Meeder
Vice President	Ron Kuenning
Secretary	Steve Wavro
Treasurer	Larry Page
Publications Director	David Garcia

DIRECTORS

Jerry Harmsen • Henry Majoue, Jr.
Bob Wink
Immediate Past President Steve Procter

COMMITTEE CHAIRS AND CLUB SERVICE PROVIDERS

Book Library	John Gay
Members/Name Tags	Lorraine Lewis
Membership Book	Patti Page
Newsletter	Joyce Saylan
Raffle	Various
Refreshments	Charles (Chuck) Horton
Donuts	Roslyn Hager
Technology	Denis Muras
Video Library	Blaine Stokes
Web Master	Gary Rowen

**DUES ARE
DUE!**

**TO MAKE
SURE YOU
ARE LISTED
IN THE
DIRECTORY.**

**RENEW
TODAY!**

WOODWORKERS CLUB OF HOUSTON SHIRTS! CAPS! POLOS!

*Members, wear your club shirts and caps!
Show off your membership in WWCH!*



Get yours today!

SHIRTS: \$22.00
POLOS: \$16.00 and up
CAPS: \$ 8.00

SEE TIM SHAUNTY TO ORDER YOUR CLUB APPAREL!

Guests are always welcome at WWCH

Newsletter Publication --This newsletter is designed and distributed by Joyce Saylan.
Send content or questions by email to sayjoyce@hotmail.com.

WWCH PURPOSE *The Woodworkers Club of Houston is a group of men and women of all ages and skill levels who promote, educate, and share the craft of woodworking. The club meets the second Saturday of every month from 9-11:30 at Bayland Community Center, 6400 Bissonnet at Hillcroft. Guests are always welcome at no charge. Membership dues are \$36 per year, or about the price of one good clamp!*