

Woodworkers Club of Houston

Interesting Facts about Wood:

Pacific Yew, Janka Hardness 1600 is in the order Coniferales/Coniferous and is harder than Ashes, Birches, Maples, Oaks, or Walnuts.

The blackest wood in the world is Ebony.

The whitest wood in the world is Holly.

White Oak is the easiest wood to steam bend.

Volume 29 Issue 2

February 2013

Inside this issue:

President's Message	1
New Members	1
February Speaker	1
Calendar & Kudos	2
Splinter Groups	2
In Memoriam	2
Member News & Arbor Day	3
January Speaker Recap	4
January Show and Tell	5
Field Trip to TESCO	6
Texas Woodworking Show	6
Wonder of Woods	7
Caps and Shirts	8

New Members

Welcome New Members

Kevin O'Sullivan
Tom Swanson

Be sure to pick up your name badge, discount ID, membership directory, and sign in at every meeting...we're counting on you!

RENEW TODAY!!!

Members, last year at this time, we had about 200 paid members but only 99 have paid so far this year. It would be good to get a strong response by February 28th.

See Larry Page to renew and update your contact information.

The 2013 Directories will be published shortly, so make sure you are paid up and included!

MESSAGE FROM THE PRESIDENT

At the January meeting we started a new feature—our favorite tool. As an example, I brought a metal caliper graduated in inch fractions, which I use for checking planer thickness, dado depth and width and a whole host of other uses. A number of the members also use calipers, including ones with digital read outs. The idea is to bring in and explain how you use a certain tool that is a favorite of yours. Obviously, this will be limited to smaller hand or power tools. My favorite tool is my sliding table 60" rip capacity table saw, but it weighs about 500lbs and is bolted to the floor. Some members make tools or jigs, or they may have an antique tool or one passed down through the family. We are looking for something a little out of the ordinary, or an ordinary tool that is used in a unique way. If the members like this feature we will add it to the meeting, kind of a cross between Show & Tell and Problems & Solutions.



In the early years of the club, before we had access to Bayland Community Center, we used to have board meetings in our homes. Now we hold board meetings immediately after the regular meeting in a smaller room somewhere in Bayland—we don't know which room until the last minute. This is much more convenient, less time and driving than a separate meeting, and it allows regular members an easier opportunity to attend the meeting. Our board meetings are always open. Any member in good standing may attend. The only advantage of the old way was that we got to visit members' homes and more importantly, their shops! I always enjoyed seeing how clever people are in arranging their equipment, jigs, tools and supplies. I usually take home a new idea (or two or three). Several times in recent years we have had a "Shop Crawl". This is a pre-arranged day, usually after a regular meeting, when certain members open their shops to visitors in the afternoon. We usually try to have 4 or 5, sometimes geographically close, sometimes not. We are looking for a volunteer to coordinate the 2013 Shop Crawl, tentatively scheduled for April 13 (to avoid summer heat and vacations). I organized one a few years ago, and of course my favorite part was checking out all the potential shops. Please contact me or any board member if you are willing to coordinate this fun activity. Any members who would like to open their shop for this year's crawl should contact us as well, and that info will be passed on to the coordinator.

Steve Procter, President

FEBRUARY SPEAKER – CHRIS GIBBS

Chris Gibbs, General Manager of Hardwood Products, Inc. will talk about the many types of woods and sheet goods, their uses and the manufacturing processes unique or common to each type of wood: softwoods, hardwoods, exotics, plywood, melamine, corbels, laminates, and moldings. The fully functioning mill produces custom moulding and milling. Family owned and operated since 1977, this company is right in our own back yard, so come hear what's old, what's new, and what's happening in wood!



www.hwp.us

SPLINTER GROUPS

Hand Tool Splinter Group meets the 4th Thursday of the month at 7-9pm at Mark Bolinger's garage in Sugar Land near the Hwy 6 and 90A. For directions, email Mark at marksmithb@windstream.net.

The Scroll Saw Splinter Group meets on the 4th Saturday at Woodcraft Southwest on Beltway 8 and Hwy 59 at 9:30 AM. If you want more info, please contact Norm Nichols. The next meeting is Feb 23, 2013 at Woodcraft South, Beltway 8 at 9:30 AM. The subject of discussion will be cutting corian. How is corian polished? How is it cut? Which blades do you use? There will be Show N Tell by members of the group who love to show what they have been doing in their shops. Problems N Solutions brings out some very interesting discussions that can benefit the entire group. Come on out and see what we are about.

TOY GROUP RESUMES FOR 2013

TOY TIME IS HERE AGAIN!

Several members have been asking when the club's toy making splinter group was going to restart for 2013. The group will kick off the year on **February 27, 2013** at Tim Shaunty's shop, 3614 Thistle St, Houston.

This will be a **kick off meeting**. To set the mood there will be a hamburger dinner with all the trimmings. It will be a fun evening of fellowship and food to set our course for the year. Dinner will start at 7:00 PM. We do ask that you call one of the following if you can be there on Feb 27th as Andy Anderson needs to make sure he gets enough to eat! To let us know you going to be there or need directions to Tim's shop please call Andy at 713-409-7030, Tim at 713-503-2284, or Norm Nichols at 281-503-3220.

The group had a great year in 2012 and is looking forward to what this year will bring. A lot of kids were able to smile at Thanksgiving and Christmas because of the efforts of this group. We will bring out even more smiles this coming year with your help.

Starting in March the group will meet on the **second and fourth Wednesday of each month** at Tim's shop. Mark your calendars now for the remainder of the year and let's get thousands of toys made for those needy kids out there. We are looking forward to a fun and highly productive year in the toy shop. Thanks, Norm.

**SHOW OFF!! INSPIRE OTHERS!! ASK QUESTIONS!!
GET ANSWERS!! MEET KINDRED SPIRITS!!**

IN MEMORIAM – CHUCK "JIGS" MAXWELL

The Woodworkers Club of Houston has been notified by Charles "Hap" Maxwell, youngest son of Chuck Maxwell, known by some of you as "Jigs" who was a member of our club for many years. Chuck passed away on February 2nd at age 94 after a very brief illness. A memorial service will be held at 2p.m. February 9th at the Forrest Park Funeral Home at 12800 Westheimer, Houston, 77077.

Chuck Maxwell was a Charter Member of WWCH and the recipient of the 1998 Golden Hammer Award and the Lifetime Achievement Award. Chuck was known for "Maxwellizing" woodworking jigs. Many of you club "old timers" can certainly expand on Chuck's WWCH history.

The family has invited anyone who would wish to attend please come and celebrate his life with friends and family. Please contact Cathy Mathews at the funeral home to RSVP. Phone: 281-497-2330. Please feel free to email Hap Maxwell at hapmaxwell60@yahoo.com or his sister Jeannine (ieanninemax@nventure.com) for questions or more information.

CALENDAR OF UPCOMING EVENTS

February 9 — Monthly Meeting Speaker Chris Gibbs, General Manager of Hardwood Products. Different types of sheet goods, their uses and manufacture.

February 16 — Field Trip to Bob Wink's Shop and TESCO

March 9 — Monthly Meeting TBA

Woodworking Classes—Fred Sandoval holds woodworking classes the last two weekends of each month. For information: 281-793-3502 or sandovalrederick96@yahoo.com.

SPEAKER IDEAS???

Program Chair, **David Garcia** wants your suggestions for interesting speakers and topics for our monthly meetings. See him at the meeting, or by phone and email in the directory.

BAYOU CITY ART FESTIVAL



The 42nd Annual Festival, celebrating its 16th year in Memorial Park, will be held Friday, March 22nd through Sunday, March 24th. It's a wonderful

way to get inspired with such a wide variety of art forms on display by more than 300 artists from across the nation and offers an array of exhibits at hundreds of booths throughout the park. It opens at 10 a.m. to 6 p.m. <http://bayoucityartfestival.com>

DATE SET FOR EMPTY BOWLS 2013


Empty Bowls fundraiser for the Houston Food Bank will take place on May 18, 2013. So start turning those fabulous woods into fabulously designed one-of-a-kind bowls. Last year the line of eager buyers for the donated bowls arrived early and circled the block! I hear they're bringing U-Hauls to cart away the beautiful bowls this year!! Donated bowls will be accepted at the Houston Center for Contemporary Craft in early May.



KUDOS

Norm Nichols cut another piece for designer Sue Mey of Pretoria, South Africa was published in the spring 2013 issue of "Scroll Saw Woodworking & Crafts". Cut in red oak with a Golden Oak stain and a polyurethane finish. The article has instructions on how to make the piece and has two versions of this piece: one is for the clock in the picture and the other is for a trivet.

If you'd like more info, please contact Norm or see the magazine at www.scrollsawer.com.



THE WONDER OF WOODS

In the Wasatch Mountains located in the Fishlake National Forest close to Fish Lake which is located on the western edge of the Colorado Plateau in south central Utah, there exists a (clonal) tree network of 47,000 Quaking Aspen trees nicknamed Pando, (*Populus tremuloides*), growing from a single root system. The root system is estimated to be over 80,000 years old although the average age of the trees, measured by counting the tree rings is approximately only 130 years old. It is genetically uniform and acts as a single life form, thus changing the color and shedding the leaves of all the trees in unison. The entire system covers approximately 106 acres and weighs 13,224,000 pounds or about 6,600 short tons or 5,903 long tons.

ARBOR DAY AT MEMORIAL PARK NATURE CENTER



Arbor Day
Woodworker's
Club of
Houston



**This
is what it's all about!**

Showing what we do to the kids and community, giving them a "hands-on" opportunity to see how it feels to work the wood. Hope it changes lives.

Norm Nichols worked the scroll saw making oven pullers and Denis Muras was pullin' teeth! Steve Deidrick manned the lathe with some little helpers, and Lorraine Lewis showed that you didn't need a saw to make great things by whittlin' trees and gnomes!

Andy Anderson supervised, answered questions, and took a couple of young 'un's under his wing.

What a hoot!!

Can't wait till next year to see another crop of sprouts!



NEWS REGARDING MEMBERSHIP DUES FOR 2013

JANUARY AND FEBRUARY ARE RENEWAL MONTHS FOR YOUR WWCH MEMBERSHIP DUES. NOW \$36 PER YEAR. SEE LARRY PAGE AT THE MEETINGS, OR MAIL YOUR DUES TO WWCH, 782 MALER RD., SEALY, TX 77474

When you pay your dues for 2013 please verify with Larry Page, our Treasurer, that your name, address, phone numbers and email are correct. The data that Larry has on file is what will appear in the membership book. If you want the membership book to list it differently than what Larry has on file, please advise Larry.

Please note that if dues are not paid by the February meeting, you will no longer be considered an Active Member and will not be included in the Membership Book and your email address will be removed from our distribution list.

RENEW TODAY!



DECEMBER SHOW AND TELL

PRESENTERS


1. **Hank Merry**—Toy Hippo
2. **Denis Muras**—Santa Sleigh
3. **Clif Ober**—Book Rest
4. **Gary Rowen**—Liquor Cabinet
5. **Fred Sandoval**—Star of David, UT and Texans logos
6. **Charles Sembera**—Nut Cracker
7. **Mike Turner**—Toy shotgun
8. **Bob Wink**—Table

Hank Merry made this articulating hippo pull toy. Its mouth opens and closes as it's pulled along. The hippo is made of Spanish cedar. He has more critters in the works, including a frog.



Bob Wink shows a beautiful mahogany table he crafted in the Greene & Greene style.

Cliff Ober demonstrates how a single plank of wood cut in the middle makes a book rest. This Rubio design from the 1600s is made of cherry. He says it requires a lot of hand work.



Fred Sandoval's examples of his craftsmanship using nothing but scrap wood. Fred crafted some Stars of David for a friend visiting from Israel, and a UT and Texans logos. Nothing goes to waste. Even the tiny cross plaque cut outs become earrings!



Charles Sembera made this pecan crusher from left over maple flooring, an ibolt, and some pvc! It really works! So, okay, when can we expect pie??

Denis Muras shows a work in progress - a Santa sleigh single reindeer power! Denis holds Santa, and plans other toys that'll be loaded as soon as they are all made. The sleigh and Santa are made of maple and cherry. Another Toy Maker Press design finished in beeswax and mineral oil.



Mike Turner crafted this toy shotgun for his grandson. The barrel is conduit painted black and the rest #2 yellow pine. Lucky grandson!!



Gary Rowen showed slides of the liquor cabinet that he built entirely of red oak. He needed a place to store wine and liquor that they don't drink - at least not at a very fast pace. The back of the cabinet was made to look nice so the cabinet could be room divider if needed.



AWARDS PRESENTED FOR 2012

WOODWORKER OF THE YEAR Steve Wavro

For his continuous participation in Show and Tell, splinter groups, and many WWCH activities.



GOLDEN HAMMER AWARD Patti Page

For her quiet service and behind the scenes work on many projects including the membership directory!



Andy Anderson presented the members of the Board of Directors a token of appreciation for their service to WWCH during 2012. It's a big job and these individuals have continually given of their time, talents, and initiative, to support and promote and serve WWCH both during the monthly meetings and at outside activities. Accepting the awards are (back row) Lorraine Lewis, Larry Page, Roslyn Hager, Joyce Saylan, Bob Wink, Steve Procter, Patti Page, Blaine Stokes, (bottom row) Dave Kissinger, John Gay, and Gary Rowen. Not pictured: Lindsey Rogers

FIELD TRIP TO TESCO – WHERE DOES WINK WOOD COME FROM?

Members attending the Saturday meetings gather early to peruse the stack of scrap wood that is offered free of charge, just pick it up! The heaps of wood can be sizeable at times and it's always there. Before the morning mist disappears, the wood disappears into truck beds and trunks on its way to members' shops. Where does all that wood come from? Well, come into the woods to see the source of all that "Wink Wood". Bob has arranged a field trip for WWCH members hosted by Jimmy Walter. Contact Bob Wink: 281-684-4546.

TOUR OF TESCO INDUSTRIES Saturday, February 16th, 2013 10a.m.



There's a great little barbeque place around the corner that Bob knows where you can "chew the fat" after the tour!

*Tesco Industries, LP
1035 E. Hacienda
Bellville, Texas 77418*

(800) 699-5824 tesco@tesco-ind.com <http://www.tesco-ind.com/>

*Travel down I-10 West to Sealy (40 miles) then north on Rte 36 to Bellville (14 miles),
turn left at the first (of 2) red lights.*

JANUARY SPEAKER RECAP – MARK SWEIGART



WWCH Member Mark Sweigart presented a slide show about the design, construction, modifications and all the decisions that go into making the perfect workbench... at least till the next project comes along and needs change. But he gave great rationale and insights into what works, what doesn't, and when what doesn't work is okay! Some aspects of the European style joiners benches (workbenches), were incorporated into his benches as he made his choices in the placement of vises, types of dog holes, and placement of tool trays...all culminating in a top quality woodworker's workbench. He recommends Scott Landis' book on Workworking Benches.

Mark offered several tips: don't glue panels together to make a top, a workbench cannot be too heavy or too long, and purchase dog clamps made of rolled steel, not cast, and use cork or leather inside the clamps. He says the Moxin Vise is an awesome tool. And, finally, remember that a good workbench saves time!

TOYS 4 SMILES LAUDS GLUE DONATION

Toys 4 Smiles was shocked again by the outreach of support they received from individuals and corporations! Jeff Seevers and the Titebondglue family shipped them eight 5-gallon buckets of glue! Yes, that does mean 40 gallons! Tightbondglue is a division of Franklin International. They supplied glue for over 80% of our toys! The donation even had Cami (in the middle) excited! Whenever you need glue or any Titebond product for your projects, please look to them. Supporting them allows them to support us!



COMING SOON — AWFS LAS VEGAS



JULY 24-27, 2013
LAS VEGAS CONVENTION CENTER
LAS VEGAS, NEVADA

Andy Anderson and Denis Muras are lining up the luggage and spiffin' up the van for the bi-annual trek to Las Vegas for the AWFS show. Members are welcome to join the motley crew and make some interesting stops along the way. More on those details later.

At the show you'll find new products and technology, learn about the latest industry developments, get up close and personal with experts and suppliers, and just soak in the inspiration!

There will be plenty of Show Specials and Discounts. Special hotel rates for AWFS participants. More details at awfsfair.org.

So, mark your calendars, let Andy or Denis know if you're riding with them, and hold on for a wild ride! What happens in Vegas, or along the way, gets published in your newsletter!!!!

MIRACLE TREE: PAULOWNIA OR THE EMPRESS TREE

Royal Empress Trees "It grew 18 feet the first season!"

I planted a Royal Empress Tree late in the season, so I knew it wouldn't grow much before going dormant. Still, it reached about 6 feet. Now I cut it down flat to the ground and I really had a show. It shot out of the ground in spring and grew 15 feet that year, then reached 25 feet the next year. It was like watching Jack and the Beanstalk. You could measure its growth daily. It's an entertaining tree year-round. In the winter its branches are covered with furry, pea sized buds, just waiting to burst into huge purple flowers. The fragrance is incredible. The tree's dense canopy of foot wide leaves can drastically cut your power bills.

It grows almost everywhere, from Mexico to Canada, preferring zones 5-11. It has no significant insect or disease problems... tolerates drought...and grows in almost any kind of soil, even toxic ones. It's a hardwood tree that lives to an old age.

There's more: <http://www.fast-growing-trees.com/EmpressTree.htm?qclid=CM76r6XRslUCFQ0GnQodoVUA2QI>

Or just Google Paulownia and see all the information on this fabulous tree. The wood is used for fine furniture in Japan. See the wood's specifications at http://www.paulowniasupply.com/paulownia_lumber_characteristics.htm



AND THE ANSWER IS ...



Ya just can't tell anyone anything! Well, don't tell Bob Wink that you once played Karnak! Gary Rowen learned too late that that little Admission would come back at the hands of Bob Wink! Yep. Bob showed up with a full costume, headgear and cape, and the Karnak questions, ...er answers! Gary took it right in stride and performed admirably! Seems Gary has his own sense of humor, or was he intentionally hiding his face??? Now who says this isn't a fun club!

HELP TEXAS WOODWORKING SHOW REACH SCHOOLS

As you know, we are having a woodworkers show April 12-14 at the Pasadena Convention Center in Pasadena. When The Woodworking Shows decided not to come to Houston, a group of our club members at the IWF show in Atlanta decided that we needed to find an alternative. Tim Shaunty, one of our members, agreed to assume this task and we will have a Woodworking Show for Woodworkers By Woodworkers. **Tim has asked for some assistance as the show grows nearer.** Specifically, he has asked that any and all club members who know of potential vendors contact him with information. The website for the show, www.texaswoodworkersshows.com has a list of vendors but he is making contact every day to expand the listing so we have a good show for attendees. Additionally, Tim has asked us to help identify woodworking clubs and guilds so that he can send them information concerning the show. A good show has a lot of vendors for the attendees and a lot of attendees for the vendors – if you know of any group, guild, or splinter group please send contact information to Tim.

A new component of the show will be a **student competition.** We need to get word to schools about this opportunity. **Any school can enter as many projects (individual or team) as they want.** The general attendance audience will vote on a Best of Show. The **winning student(s) will receive a package valued at over \$500 and the school will receive a new Rikon Bandsaw.** Again, either contact a school or teacher or send Tim contact information since we need at least 40 entries before we can offer the bandsaw. Work is underway to plan the seminars and sessions that will be presented at the show. If you have any specific topics you would like to see presented or if you know individuals who are qualified to present a seminar, please let Tim know. Finally, if there is enough interest on the part of craftsmen and women, the show will have a MarketPlace for these individuals to sell their products. Again, your help is needed to spread the word about this MarketPlace opportunity.

Help pass the word about this show

and if you have any specific suggestions or contacts, please send them to Tim Shaunty, 713-503-2284.

NOTICE TO MEMBERS:

THE REGULAR APRIL MEETING OF WWCH WILL NOT BE HELD AT BAYLAND COMMUNITY CENTER. THE MEETING WILL BE MOVED TO THE PASADENA CONVENTION CENTER TO ALLOW MEMBERS TO ATTEND THE WOODWORKING SHOW. THE FORMAT OF THE REGULAR MEETING WILL NOT CHANGE. WE WILL HAVE A SPEAKER AND SHOW AND TELL.



I N N O V A T I O N



Stir, pour, and store in an instant with one ingenious tool! The Mixing Mate Paint Lid makes mixing and pouring paints and finishes as easy and mess-free as pouring syrup from a restaurant-style dispenser. Forget the lid opener, stir stick, punching holes in the rim with a nail and hammer, paint pouring down the side of the can, and trying to bang the lid back onto a gummed up rim without deforming it. The Mixing Mate Paint Lid eliminates all of these problems.

Quart-sized 44360.....\$14.99
Gallon-sized 44170.....\$19.99



Create with Confidence™

Shop the Anniversary Sale thru 3/1/13

3265 Southwest Fwy. • Houston, TX 77027 • (713) 622-6567 • Rockler30.com

Store Hours: M-F 9 am-7 pm • Sat 9 am-6 pm Sun 11 am-4 pm

Woodworkers Club of Houston

782 Maler Rd.
Sealy, TX 77474

NEXT MEETING

FEBRUARY 9, 2013

9AM TO 11:30AM
BAYLAND COMMUNITY CENTER
6400 Bissonnet

Speaker:
Chris Gibbs

General Manager of Hardwood Products.
Different types of sheet goods,
their uses and manufacture.

CONTACT US

We're on the web!

[www.facebook.com/pages/
Woodworkers-Club-of-Houston](http://www.facebook.com/pages/Woodworkers-Club-of-Houston)
wwch@wwch.org

WWCH BOARD OF DIRECTORS

OFFICERS

President	Steve Procter
Vice President	David Garcia
Acting Secretary	Chuck Meeder
Treasurer	Larry Page
Publications Director	Gary Rowen

DIRECTORS

Jerry Harmsen • Jon Sears • Bob Wink
Past President Andy Anderson

COMMITTEE CHAIRS AND CLUB SERVICE PROVIDERS

Book Library	John Gay
Historian	VACANT
Members/Name Tags	Lorraine Lewis
Membership Book	Patti Page
Newsletter	Joyce Saylan
Photographer	Gary Rowen
Raffle	Don Singer
Refreshments	Dave Kissingner
Donuts	Roslyn Hager
Technology	Denis Muras
Video Library	Blaine Stokes
Web Master	Gary Rowen

RENEW YOUR MEMBERSHIP

by February 28

Report any changes to your address, phone, or email so we can keep the membership information current. Members, we're about half way on renewals! Help push renewals over the top!



WOODWORKERS CLUB OF HOUSTON

SHIRTS! CAPS!

Get yours today!

SHIRTS: \$22.00

CAPS: \$ 6.00



Guests are always welcome at WWCH

Newsletter Publication --This newsletter is designed and distributed by Joyce Saylan. Send content or questions by email to sajoyce@hotmail.com.

WWCH PURPOSE

The Woodworkers Club of Houston is a group of men and women of all ages and skill levels who promote, educate, and share the craft of woodworking. The club meets the second Saturday of every month from 9-11:30 at Bayland Community Center, 6400 Bissonnet at Hillcroft. Guests are always welcome at no charge. Membership dues are \$36 per year, or about the price of one good clamp!