

Woodworkers Club of Houston



Volume 30 Issue 8-9

August/September 2014

Inside this issue:

President's Message	1
New Members	1
In Memoriam	1
Splinter Groups	2
Calendar & Events	2
Video Library	2
Craft Shows	2
Speaker Recaps	3
July Show and Tell	4&5
August Show and Tell	6&7
Caps and Shirts	8

MESSAGE FROM THE PRESIDENT

The WWCH annual picnic is coming up on Saturday October 11 at Bayland Community Center immediately after the regular club meeting. Mark your calendars to reserve the date. The meeting will be shortened to provide more time for socializing at the picnic with members and their guests. There be a contest for the best toy made by a club member and a regular show and tell, but no formal presentation is planned. Please prepay the \$8.50 per person for the BBQ food and drinks at the September meeting or by mail to Larry Page, Treasurer, at least 2 weeks before the picnic so appropriate BBQ plans can be made.

Our **August speaker** and club member, Patrick Waters, captured our attention with his experiences woodworking and educating including at the Monarch School, and the new concept of 'Makerspaces' with details about TX/RX Labs in Houston. Membership in a 'makerspace' can provide access to tools and equipment like CNC routers, laser cutters, and large planers you might not have at your home shop, educational programs, and an opportunity to share your skills and knowledge with others. TX/RX Labs also provides more than woodworking; welding, metal work, crafts, and so on. For more info go to <https://txrxlabs.org/>

The **Woodworking Show** is scheduled for the Houston area this year October 24-26 but this time in Conroe at the Lone Star Convention Center, 9055 Airport Rd rather than Katy. WWCH needs a volunteers to coordinate setting up a club table at the show and the volunteers to man the booth and advertise our club. Please contact Tim Shaunty or me if you can help coordinate. A minimum of 20 volunteers will be needed over the 3 days. Planning for 2 members at the table for 2 hr shifts. In the past, the Woodworking Shows has provided a number of free admissions for club volunteers. Thanks.

Another annual WWCH activity is coming up November 8; the **craft show at the First United Methodist Church-Missouri City**. This club fundraiser is coordinated by Norm Nichols. Your donated small wood products will be sold at the fair to help finance the club. Contact Norm for more info.

Look forward to seeing all of you at the next meeting and the upcoming picnic.

Chuck Meeder.

NEW MEMBERS

Welcome to WWCH!

Cynthia Maye

Lisa Sessions

Pick up your Membership Directory, and sign in at the meeting so you will be counted.

Happy to have you with us!

IN MEMORIAM

Our friend and club member Jerry Harmsen has passed away. Jerry was from upstate New York. As a teenager, he helped his father build homes. He became a self taught stone mason to earn extra money to buy and restore an old car and truck. After graduating from high school, he joined the United States Air Force and was trained as a jet mechanic.

After training, he was sent to Japan where he worked as a mechanic and air craft recovery. After his discharge he moved to Houston. When ask why he didn't return to New York, his reply was "I have seen my last cold winter". Jerry worked for Foley's for 35 + years maintaining their air conditioning and heating systems. He also worked on escalators, doors, lighting and anything mechanical. He could fix anything. He often helped neighbors with their personal heating and air conditioning systems.

Jerry was a very accomplished wood turner and specialized in turning wooden pens. He served as a mentor to many beginning wood turners. Saturdays he could be found at the Sugarland Farmer's Market selling his craft. Jerry was very involved in the toy program in the club. He not only came to the toy group but contributed hundreds of toys he made in his home workshop. He also volunteered at many of the club sponsored events held throughout the years.

He was a great model, mentor and friend to all. We will miss him.



Jerry Harmsen

SPLINTER GROUPS

Hand Tool Splinter Group will not be meeting until the weather cools off. For more information contact Mark Bolinger at marksmithb@windstream.net.

The Sawmill Splinter Group is for those who are cutting and milling their own lumber or are interested in doing so. We discuss sawmills and the projects possible with the lumber. If you are interested, contact Bill Lindsey at bill_lindsey@comcast.net for **next meeting date and time**.

The CNC Router Group will meet September 11 at Patrick's house at 7:00pm. Remember to bring some wood with you so that you can do some CNC joinery and inlay. Contrasting colors like walnut and maple or cherry and ash or anything that stands out against one another. Just a thought, you could inlay copper wire, walnut wood putty, copper penny, etc. Use your imagination.

Patrick's address is 20734 Settlers Lake. If you need help finding the address, contact Mike Turner at 281-633-1807.

The Scroll Saw Splinter Group: The next meeting for the scroll saw splinter group will be the fourth Saturday in September (9/27) because of the Woodworking Show in October, then we will meet quarterly. The style of the meeting is going to change as well. It will be a more discussion style of meeting rather than concentrating on specific programs. We will still have programs, but to a lesser degree. At the October meeting we will be discussing the various techniques and methods to develop patterns. There are all sorts of software out there for this. Some of us use the old method of cut and paste. There are times when it would be nice to make a pattern for a specific purpose. Please come and share your experiences, good or bad, in producing your patterns.

Questions? Norm Nichols at 281-491-3220.

The Toy Group will be at Tim Shaunty's Shop, 3614 Thistle St., the second and fourth Wednesday evenings from 7 - 9pm and again on the second and fourth Thursday mornings from 9 - 11:30am. Hope to see you there. Feel free to call Tim with questions or for directions at 713-503-2284 or call Andy Anderson at 713-409-7030,

CALENDAR OF UPCOMING EVENTS

September 13 — Monthly Meeting Speaker: Jose Martinez, New Living's Industrial Designer and Production Manager

September 26-Oct 5 — Ft. Bend County Fair

October 11 — Monthly Meeting and MEMBER PICNIC!!!!

October 24 – 26 — Woodworker Show in Conroe

November 8 — WWCH Fundraiser at First United Methodist Church Craft Fair

SPEAKER IDEAS? SEE RON KUENNING

We need your recommendations for speakers on topics of interest to you. Your travels take you to companies and people who would make great speakers, so get that business card and pass the information to Ron Keunung so he can schedule some of that untapped speaking talent!! We need kudos and craft fair info too.

FRED SANDOVAL HOLDS CLASSES

Woodworking Classes—Fred Sandoval holds woodworking classes the last two weekends of each month. For information: 281-793-3502 or sandovalrederick96@yahoo.com.

VIDEO LIBRARY DEFINITELY NEEDS YOU

We are still seeking a member to take on the maintenance of the WWCH Video Library. You get to see the videos any time you like. It's a perk of having them right at your fingertips. Please see any member of the board if you can lend a hand.

Attention all Ft. Bend county residents!

FORT BEND COUNTY FAIR

The fair opens September 26 – Oct 5, 2014. There are many categories in which you can enter items, not just woodworking. Go to the website below to see all the categories available. Items can be turned in on September 24th and 25th. Details are on the website. This is a lot of fun and something that both and your spouse can participate in.

[http://i.saffireevent.com/files.ashx?t=fg&f=2013-OpenAdult-Rules - FINAL\(1\).pdf&rid=FortBend](http://i.saffireevent.com/files.ashx?t=fg&f=2013-OpenAdult-Rules - FINAL(1).pdf&rid=FortBend)

FYI...Their form on the website has last year's dates!!!

CRAFT SHOW FUNDRAISER FOR WWCH

FIRST UNITED METHODIST CHURCH, MISSOURI CITY NOVEMBER 8, 2014

Again this year your club is going to participate in the Fall Festival craft show at First United Methodist Church-Missouri City. The date is Saturday November 8th. Small hand made items made by YOU are needed to fill the tables. You can bring your items to either the September or October club meeting or get them to Norm Nichols. Please make sure your name is on the box so we know who donated them. Anything that does not sell will be returned to you. This is easy fund raiser for the club but to be successful we need those wonderful items you have made.

We need volunteers to staff the tables, too !!! Sign up with Norm Nichols.

SEPTEMBER SPEAKER: JOSE MARTINEZ

Jose Martinez is New Living's Industrial Designer and Production Manager. He trained with Festool, which is used and sold at the Made At New Living shop. He oversees a community of artisans and makers that have committed to clean localized production standards using non-toxic chemicals, fallen timber, and reclaimed materials. Jose also is a graduate of the UH Industrial Design Program.

New Living, in the Rice Village at 6111 Kirby Dr., focuses local production by working with local wood furniture makers that stand by our mission statement, that use our eco-friendly products, and also with steel/metal artists/fabricators that can deliver a very contemporary linear design (clean and simple). We are very open to work newer faces and get to know our wood working community to bring back the Made in the USA tag to Houston and the rest of the nation.

New Living was featured on KHOU TV recently. Look forward to an interesting presentation. Visit their website at: www.newliving.net

THE WOODWORKING SHOWS IN CONROE

WE NEED WWCH MEMBERS TO VOLUNTEER TO SET UP AND MAN THE DISPLAY TABLES FOR THIS SHOW. PLEASE SIGN UP WITH TIM SHAUNTY.

The Woodworking Shows has a new location and a new date for their Houston area show. Mark your calendars!

The Lone Star Convention & Expo Center

9055 Airport Rd Conroe, TX 77303

October 24–26, 2014

Friday 12-6; Saturday 10-6; Sunday 10-4

\$10 online; \$12 at the door (cash)

See their website for updates on speakers and seminars, coupons for good stuff, new products, and giveaways, and of course, The Project Showcase.

More details to come as the date nears.

<http://www.thewoodworkingshows.com/webapp-shows/houston>

SPEAKER RECAP: HEIKO WEINER, HWR DECORATIVE WOODWORKING

Heiko Weiner, owner of HWR Decorative Woodworking, will speak on the European woodworking techniques he learned at his grandfather's knee in Germany in crafting decorative objects and fine furniture.

Since coming to the U.S. in 1994, he travelled extensively, honing his skills, and expanding his creativity. His beautiful works of art are shown in fine arts shows across the country.

He mixes styles and materials, which include other natural products like essential oils, semi-precious stones, bone and metal. He creates segmented decorative bowls, vases, wooden jewelry, and customized items for fine and exceptional decor.


Segmented wood crafting led him to search out gnarly pieces of wood that he pieces together into fine works of art, some of which he keeps in his shop as a reminder of how his art is continuing to evolve into his prestigious craftsmanship.

See his website at www.hwrwood.com.

SPEAKER RECAP: PATRICK WATERS, WOODWORKING TEACHER, MAKESPACERS

Patrick Waters was a teacher at an after school child care facility who felt that he was bad at it because he didn't know how to connect with his kids and vice versa. Rummaging around for something to do with his kids Patrick found a tool box in the back of a closet that was full of mostly hand tools and there was wood lying around. As he started woodworking with his kids, he discovered that he could teach after all. This is what turned his hobby of woodworking into a career – as Patrick says “woodworking saved his career”. Ten years later he is teaching at Monarch School, a school for students with neurological differences.

Patrick then spoke about the benefits of a new movement called “makerspaces” where all different kinds of crafters and creators gather together to...well...make and create things, most anything. Patrick spoke about Tx/Rx Labs, a makerspace established in Houston in 2008. Membership is reasonable and you can rent space if you need to. Established in 2008, TX/RX Labs is a non-profit hackerspace for the greater Houston area. Housed in the East End District of Houston, they offer courses in and access to a rapid prototyping lab, woodshop, machine shop, electronics lab, and a wide variety of other tools. Their goal is to educate the public about technology and show how seemingly complex techniques can be used by anyone. Patrick's slide show states, “Ideally, your makerspace should be conducive to inspiration, collaboration, and conversation”. Patrick is also involved with teaching students at Tx/Rx Labs.



Dirk Boelman, master scrollsaw pattern designer, passes away.

Word was received that Dirk Boelman passed away unexpectedly in July. Dirk was a master pattern designer and a great friend to many in the scroll saw community. He and his wife Karen run <http://www.theartfactory.com/>.

They also ran the Midwest Trade Show that so many scrollers looked forward to attending. Dirk was involved in the scroll sawing for veteran's projects. He impacted many lives with his pleasant smile and giving nature.

I had the pleasure to meet Dirk and Karen only once but it was an honor to shake their hands. Their contributions to our hobby are truly great. I want to send my sincere condolences to Karen and the rest of their family.


If you would like to send your condolences to Karen and her family you can **visit this link**. I know they would appreciate the support. Funeral services were held on Monday, July 21, 2014, at the STAFFORD FUNERAL HOME in Richland Center.

JULY SHOW AND TELL

PRESENTERS

1. **John Gay** — Train Dog House
2. **Bill Hoffmeister** — Toy Trucks
3. **Lon Kelley** — Toy Cars
4. **Norm Nichols** — Plaques
5. **Bill Rowland** — Tiger Plaque
6. **Fred Sandoval** — Fluting Jig
7. **Chris Schwartz** — Boat and Pen
8. **Rick Spacek** — Cross and Basket
9. **Charles Voltek** — Intarsia Church
10. **Steve Wavro** — Intarsia Windmill
11. **Bob Wink** — Tramp Art

Bill Rowland inherited a 15 year old scroll saw and a collection of blades when his father passed away five years ago. His father was an artist and had hand sketched this tiger. Bill turned that sketch into a scroll saw work of art. It's finished with a can of "shiny" spray.



John Gay built this locomotive doghouse, he calls "Chew-Chew Train" as a donation for the Citizens for Animal Protection annual auction to raise money. John used wood that had piled up in Roslyn's back yard. A solar powered strobe light fits inside the smoke stack and "spits" out sparks at night. John used deck stain to finish it. The money collected at auction for this dog house will be used for animal protection. John receives nothing but a thank you and some doggie treats – he has cats.



Bob Wink wanted to join the Woodcarver's Club and they said he had to make something that made a lot of noise so Bob came up with his "Blue Note" Orchestra.



Charles Voltek crafted this intarsia church scaled down 80%. The smaller pieces made the project more difficult and time consuming and getting the 3D effect wasn't easy. Charles used a dozen different woods.

Rick Spacek scroll sawed this cross from red oak then applied spray paint for coloring. The basket, also of red oak, was scroll sawed. Rick painted the inside with a brush.



Chris Schwartz built this fine skiff from balsa wood. He painted the Texas flag on it. Chris says the boat does float. And has built full-sized boats, in other woods. With Tim Shaunty's help, Chris made this pen barrel of oak.



Norm Nichols scroll sawed all but the BBQ plaque with "found" wood. Norm scroll sawed the BBQ plaque from red oak.



Bob Wink put together this whimsical Liberace tribute and then added the candelabra after his wife suggested the ensemble needed one. Bob stated that he did not make the piano.



JULY SHOW AND TELL

A friend of **Steve Wavro's** daughter asked Steve if he could make something for his parents who were Dutch. So Steve searched the Internet for windmills and found a pattern in a scroll saw magazine. Steve admitted that he should have increased the size by 50% because the small pieces were more difficult to work with. He used walnut, maple, poplar, bloodwood, and some others. The bottom is blue spruce.



Bill Hoffmeister showed club members toys he made for his grandchildren, although these particular items are for display in his home and have been played with very little. Bill made them of walnut and hard maple. He purchased plans and hardware kits and wheels, because collecting the hardware would take time. Bill used a lot of cutoffs that were a challenge to mill and work with but that was half the fun. The finish is polyurethane.



Lon Kelley made these cars from 2x4s from local house projects in the neighborhood. Lon rips the 2x4s and planes both sides to clear dings and splinters, then saws them into individual six inch blocks. Lon places 9 at a time in a clamp and then makes the saw cuts for the shape.



This is usually two passes. Without removing the clamps he'll round over in the router. He has eight clamps so can do 72 at a time. Each car is done individually to drill holes and round the corners. Using this production method Lon and his wife, Pam, have completed about 500 toys so far this year.

FRED'S FAVORITE TOOLS AND TECHNIQUES

Fred Sandoval explained how he constructed his reeding (also known as decorative fluting) jig. The column turns and can be locked into place. The cutter blade is made out of steel using a file. Fred demonstrated his method of using the cutter tool to make the flutes in the column.



Fred explained his steps for French polishing. After five coats of shellac Fred starts the rubbing process progressively with, pumice, rottenstone, and tripoli. At this stage Fred takes an old t-shirt, sprinkle some tripoli on it plus a little bit of olive oil and rub. Following that put on another coat consisting of 6 drops of shellac and 3 drops of olive oil and rub – only don't stop or it gets sticky.

To prepare the Shellac, Fred mixes the Shellac flakes in the ratio of 2 oz of shellac to 8 ozs of Everclear alcohol. Fred recommends not using the hardware store alcohol as it contains additives. Fred strains the Shellac by rubber banding a lady's panty hose over an open jar. He then drops a marble into the center which creates a depression over which he pours the shellac mixture.




AUGUST SHOW AND TELL

PRESENTERS

1. Paul Carr — Trains
2. Lon Kelley — Vase
3. Chuck Lickwar — Comic Sign
4. Gregory Owens — Game Board
5. Rick Spacek — Corian Angels
6. Mike Turner — Workbench
7. Bob Wink — Tramp Art
8. Patrick Waters' Student — Chair


Gregory Owens and friends play a card game, Hand and Foot, that requires six decks of cards. Gregory used several different exotic woods, ebony, padauk, purple heart and zebra wood to craft these card holders which were then finished with four coats of shellac.



Lon Kelley crafted this vase from some six by six pieces of mahogany provided by a friend. Lon explained the trials and errors he went through to rout the grooves for the maple finally settling on a curved sled. One quarter inch maple is twisted and bent to fit the slots and a hammer is used to tap it into place.




Mike Turner showed club members his retrofitted work



Rick Spacek scroll sawed these two angels of Corian. The pattern came from a photograph. No doubt Rick's Guardian Angel is pleased with his work.

Paul Carr constructed a huge Ford Model T kid's play structure that is on display at Tommy Vaughn Ford (1201 N. Shepherd Dr) showroom. It was too big to bring through the Bayland meeting room doors. The Model T will be given away at Christmas Time and you can't be over 10 to win it. Paul also built a duplicate that is placed at Fourth and Heights for the New School in the Heights playground. Paul made both play structures from kiln dried treated pine. Paul did a train, a car -- so--what's next? --- a boat?

bench, with recycled Formica top and pine, that was originally built for a huge Delta chop saw – before the compounds saws came about. It is at a desk height so Mike uses it when he does crafts with his grand-



children. Mike says you don't need a real wide surface to have a work bench. With this version Mike explained how you can put a radius on the leg, take a bolt out, fold the leg up and do the same thing to the other side. This makes it more compact for hauling. He explained how simple tools can be great accessories for the work bench.


Chuck Lickwar used a router and a pantograph to craft this sign, that needs no explanation, for a recent wedding. The couple didn't want to keep it afterwards so Chuck donated it to the club. Chuck used aromatic cedar. What better fragrance could you have for a wedding???...ahhhh.



**Yummm, it's barbecue time again. Can't you smell it???
Get your tickets before September 25th! Bring a dessert to share.**

AUGUST SHOW AND TELL continued...

Bob Wink crafted this combination of tramp art and mobiles. He showed club members his Post Office, electrical items, sail fish mobiles and the mobile representing the five Spanish missions of Old San Antonio. With all these mobiles, Bob's ready to hit the road.



One of Patrick Water's students salvaged, stripped down sanded, and reupholstered this chair over the course of a summer.



A SYSTEM UPGRADE FOR YOUR ROUTER TABLE



NEW!
\$399⁹⁹
READY2LIFT
DIGITAL
ROUTER LIFT
 SKU: 57766

NEW!
\$229⁹⁹
CONTROLLER UNIT
FOR READY2LIFT
ROUTER LIFT
 SKU: 58808



\$599⁹⁹ **READY2ROUT ROUTER TABLE FENCE**
WITH FREE TOUCH PLATE
 SKU: 44999

ROCKLER[®]
 WOODWORKING AND HARDWARE

Create with Confidence™

3265 Southwest Fwy. • Houston, TX 77027
 (713) 622-6567 • Rockler30.com

Store Hours: M-F 9am - 7pm • Sat 9am - 6pm • Sun 11am - 4pm

Woodworkers Club *of Houston*

782 Maler Rd.
Sealy, TX 77474

NEXT MEETING

SEPTEMBER 13, 2014

8:30AM TO 11:30AM

BAYLAND COMMUNITY CENTER
6400 Bissonnet

Speaker: Jose Martinez, New Living's Industrial Designer and Production Manager


Dues payments may be mailed directly to Larry Page at 19806 Sable Stone Circle Katy, TX 77450

We're on the web!

www.facebook.com/pages/Woodworkers-Club-of-Houston
wwch@wwch.org

WWCH BOARD OF DIRECTORS

OFFICERS

President		Chuck Meeder
Vice President		Ron Kuenning
Secretary		Steve Wavro
Treasurer		Larry Page
Publications Director		David Garcia

DIRECTORS

Henry Majoue, Jr. • Bob Wink

Immediate Past President Steve Procter

COMMITTEE CHAIRS AND CLUB SERVICE PROVIDERS

Book Library	John Gay
Members/Name Tags	Lorraine Lewis
Membership Book	Patti Page
Newsletter	Joyce Saylan
Raffle	Various
Refreshments	Charles (Chuck) Horton
Donuts	Roslyn Hager
Technology	Denis Muras
Video Library	Blaine Stokes
Web Master	Gary Rowen

WWCH ANNUAL PICNIC

IT'S ALMOST HERE! MAKE SURE YOU HAVE YOUR TICKETS PREPAID WITH LARRY PAGE EITHER AT THE MEETING, OR MAIL THE \$8.50 TO LARRY PAGE PRIOR TO SEPTEMBER 25. GET READY FOR SOME GOOD BARBECUE AND ALL THE FIXIN'S AND DESERTS TO DIE FOR!! AND START SAVING YOUR MONEY FOR THOSE FABULOUS RAFFLE ITEMS!

*Members, wear your club shirts and caps!
Show off your membership in WWCH!*

WOODWORKERS CLUB OF HOUSTON

SHIRTS! CAPS! POLOS!

Get yours today!



**SHIRTS: \$22.00
POLOS: \$16.00 and up
CAPS: \$ 8.00**

You can add your custom embroidered name to your shirt, too.

SEE TIM SHAUNTY TO ORDER YOUR CLUB APPAREL!

Guests are always welcome at WWCH

Newsletter Publication --This newsletter is designed and distributed by Joyce Saylan. Send content or questions by email to sayjoyce@hotmail.com.

WWCH PURPOSE *The Woodworkers Club of Houston is a group of men and women of all ages and skill levels who promote, educate, and share the craft of woodworking. The club meets the second Saturday of every month from 9-11:30 at Bayland Community Center, 6400 Bissonnet at Hillcroft. Guests are always welcome at no charge. Membership dues are \$36 per year, or about the price of one good clamp!*