

Woodworkers Club *of Houston*

Volume 32 Issue 4

April 2016

Inside this Issue

President's Message	p. 1
WWCH Collecting Toys	p. 1
Splinter Groups	p. 2
Calendar of Events	p. 2
New Members	p. 2
HCCC Museum Experience Day	p. 3
Chappell Hill Woodworking Exhibit	p. 3
WWCH Member's Work Featured	p. 3
Lie-Nielsen Hand Tool Event	p. 3
Show and Tell	p. 4-6
March Meeting Notes	p. 6
Vendor Ad	p. 7
WWCH General Information	p. 7

WWCH Collecting Toys

WWCH is collecting **STUFFED ANIMALS** to distribute to the police. They carry these stuffed animals in their squad cars to give to children when they answer domestic disturbance calls. These soft and cuddly toys are so helpful to a traumatized and tearful child when their world is turned upside down.

If you have access to stuffed animals that could comfort a child, bring them to a meeting and we'll take it from there.



Thank you, from the children!

MESSAGE FROM THE PRESIDENT

By the time you read this my husband and I will have just gotten back from spending a week with a married couple we know who live out of state. The guys were college roommates who tolerated each other's snoring and have remained good friends since graduating college in 1959. And no, I did not graduate with them. I was a mere 9 year-old at the time.

Alan's friends for the most part share similar demographics. On the other hand, I only occasionally keep up with one other teacher from the seven years I taught high school, but one of my closest friends is a former student of mine from those same years. (When people ask how we know each other, we just say from high school math class.) My friends are very different from one another.

I look around our meetings or the shop when I participated in the toy group, and I see people I want to know better and hope to know for many years. This group is made up of people of all ages and backgrounds and varied skill sets. I like the smell and the feel of wood and am drawn to those very special people who can take a block of wood and turn it into something beautiful or useful or just fun.

And I don't understand people who don't share that point of view.

As the year progresses I hope you and I will get to know each other and other member of WWCH better. You never know where your next new friend or buddy will come from.

Roslyn Hager, President

Directories are Here!

Woo Hoo!! The 2016 WWCH directories are here! If you have not yet done so, please pick up your copy and 2016 membership card at the April meeting.

April Meeting Raffle

At the April meeting, the raffle will be complimenting the hand tool splinter group by raffling a Lie-Nielsen skew block plane L-N-140 (right hand). This lists for \$225 on the Lie-Nielsen website - tickets will be \$3 each or 2 for \$5.

Splinter Groups

The CNC Router Splinter Group will meet Thursday, April 14th, at 7:00pm at Patrick's place, 20734 Settlers Lake Circle North, Katy, TX, 77449. For further assistance contact Mike Turner at 281-633-1807.

Hand Tool Splinter Group: Per group member requests, the meetings will be moved to Sunday evenings until further notice. The April meeting is tentatively scheduled for Sunday, April 24th, from 7:00 to 9:00 PM at Mark Bolinger's garage in Sugar Land near Hwy 6 and 90A. Please watch your email for any changes or cancellations. Email Mark for directions or details at marksmithb@windstream.net.

The Scroll Saw Splinter Group: The Scroll Saw Splinter Group will have its second quarterly discussion meeting on April 23rd at Woodcraft South, Beltway 8, 9:30 AM. We will have at least three high end scroll saws there for you to see and try. Present will an Excalibur, Hawk, and Hegner, and as usual there will be the Woodcraft DeWalt saw in the store for us to use.

The folks who use these saws will talk about them and explain the pros and cons of each. This is your opportunity to not only hear about these saws but actually get a chance to test drive them. Bring the wood and blades that you normally use so you can see first hand how well these saws work. Let's make this a real hands on session.

Bring your latest items for Show N Tell so we can see what you have been doing in your shop. It sure would be nice to see a couple first timers show us what they have been making. I won't call out any names at this time, but I make no guarantee about the next meeting!

Don't forget to have your questions ready for Problems N Solutions. These normally get a good discussion or two going.

I am hoping to see some new members who we met at The Woodworking Show. Everyone is welcome even if you don't own a scroll saw but would like to learn more about what drives us a little crazy at times! Thanks, Norm.

Group contacts: Norm at scrollsaw@comcast.net or Denis at denis_muras@yahoo.com.

The Toy Splinter Group has started up its 2016 season. This year there is a change in when we are meeting. The 2nd Wednesday of every month we will be meeting from 12:00 until 3:00 p.m. This will accommodate those who would like to participate but don't want to drive in the evening and miss the evening traffic.

The 4th Wednesday group will continue to meet from 6:00 until 9:00 p.m. Tim Shaunty's shop is located at 3613 Thistle St., Houston, 77047. Contact Andy Anderson at 713-409-7030 or Tim Shaunty at 713-503-2284 for additional information.

The toy of the month for April will be the board game YAHOO. Material and game template will be provided at the April meeting. Please help us make toys for needy children to be given away Christmas time.

The Sawmill Splinter Group is for those who are cutting and milling their own lumber or are interested in doing so. We discuss sawmills and the projects possible with the lumber. Anyone with logs to mill or an interest in the sawmill can contact Bill Lindsey at bill_lindsey@comcast.net.

WWCH Calendar

April 9.....Monthly Meeting
April 13..... Toy Splinter Group Day Meeting
April 14.....CNC Router Splinter Group
April 23..... Scroll Saw Splinter Group
April 27.....Toy Splinter Group Evening Meeting
April 24.....Hand Tool Splinter Group
April 29-30.....Lie Nielsen Hand Tool Event
April 30..... HCCC Museum Experience

New Members

Welcome to WWCH!

Rebecca DeGroot	John Farnocchia
Richard Hash	Kamal Osman
John S. Palmer	Dorsey Rushing
Dale Ward	

Pick up your Membership Directory and sign in at each meeting so you will be counted.

Happy to have you with us!

HCCC Museum Experience/Gathering of the Guilds

The wind is blowing and soon a gathering will be taking place. This is The Gathering of the Guilds at the Houston Center for Contemporary Craft. Our fine club has been part of this gathering for a few years, and it is a wonderful way to meet and invite folks to our club. So we need to have some people helping for just a few hours during the event. We also need some projects that will showcase the wide range of talent that we have. So if you cannot make it there then at the April meeting, please bring a project or 2 and so your work can be shown.

I will be able to give you more details at the April meeting. There will be a sign-up sheet, and we will take very special care of the project that you would like to share.

The following is what HCCC sent to us about this special gathering. By the way, this is fun. There are several skills that are there. Clubs for clay to basket weaving to doll making to iron works and everything in-between will be there. It is great to see the wide range of interest.

“We invite your organization to participate in ‘The Museum Experience: Zone 2’ (formerly known as Gathering of the Guilds) on Saturday, April 30, 2016 from 10:00 am-5:00 pm at Houston Center for Contemporary Craft. The Museum District has structured the previous Museum District Day into quarterly zoned events. Houston Center for Contemporary Craft is in Zone 2, meaning HCCC is a featured museum on April 30th. For more information on The Museum Experience click here: [Museum Experience Zone 2.](#)”

Submitted by John Gay

History of Woodworking Exhibit, Chappell Hill

The Chappell Hill Historical Society Museum is hosting a woodworking exhibit through April 17th. From their website, “The History of Woodworking in Chappell Hill” presents both sophisticated and vernacular examples of home furnishings, home décor, and art pieces created in Chappell Hill or by artists who lived and worked in Chappell Hill from the mid-nineteenth century to the present. For more information, you can visit this link: [Chappell Hill Historical Society Museum.](#)

WWCH Member Featured

A project created by WWCH member Steve Wavro is featured in the current issue of Scroll Saw Woodworking and Crafts (Spring/Summer 2016, Issue 63). The project is an intarsia beach chair scene which is made from 78 pieces of wood and measures 18” by 21”.



The woods include western red cedar, mahogany, bloodwood, yellowheart, and aspen, and the design is from a Judy Gale Roberts pattern. Congratulations, Steve!

Lie-Nielsen Hand Tool Event

April 29-30, 2016

**Friday (10-6)
Saturday (10-5)**


Hosted by Kellogg Furnituremaker
2303-B Dunlavy Street
Houston, TX 77006

Show and Tell

Show and tell photos & write-up submitted by Gary Rowen.

PRESENTERS

Henry Majoue, Jr.....Kneeler
 John GayBathroom Vanity
 Denis Muras Strip Sander
 Rick Spacek Piano & Wolves Plaque
 Joseph Rice Sign
 David Janowitz.....Blanket Chest,
 Equipment Rack, Bottle Stoppers
 Norm Nichols Pull Toy
 David Garcia..... Memorial Plaque
 Bill Byrne.....Model Cars
 Steve Wavro Intarsia Lighthouse
 Larry CormierBottle Stoppers
 Chuck GrahamCombination Stool/Step Stool
 Chuck Meeder Puzzle



Is someone missing some roller skate wheels? **Denis Muras** used those wheels as part of his strip sander made of scrap wood. The design came from the Woodgears.ca website and can be seen [here](#). It is halfway finished, and Denis will see how it works when a motor is attached.



Someone's knees will grace these kneelers of red oak that **Henry Majoue, Jr.** crafted for a Holy Name Retreat Center. Henry used walnut stain Danish oil.



Rick Spacek scroll sawed these wolves from a John Hillson design in spalted pecan he obtained from the country. Now Rick has something to howl about. For background music, he also crafted a music box of oak shaped as a grand piano and finished with black lacquer. The white keys are of Corian.




Confessing that he bought wood, **John Gay** acquired bamboo from Ebay. John re-sawed walnut flooring and glued it to plywood to create the veneer used in the panels of this sink/vanity.

This faith sign makes a fine gift for **Joseph Rice's** wife. The letters came from old cedar fence boards.




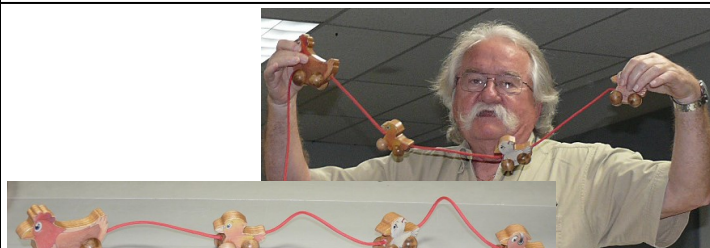
Show and Tell



David Janowitz has been very busy in the woodshop this past month. He presented a beautiful blanket chest of Osage orange which includes an aromatic cedar bottom and is a birthday project for his wife. David's wife teaches Pilates and needed somewhere to stash her Pilates rings, so David crafted a rack of Baltic birch. He also came prepared with Osage orange bottle stoppers - I wonder if they'll work on soda cans?



Riding in style is **Bill Byrne** with a '37 Ford woody wagon of red oak and African mahogany and a '21 Ford Model T of walnut and red oak. Bill bought the wheels but everything else was scroll sawed from scraps (technically there is no such thing as "scrap" wood to woodworkers).



Calling it Henny Penny, **Norm Nichols** used wobble wheels to craft this pull toy. Norm advised not to use parachute chord – use cotton cord instead (no, Norm isn't "stringing" us along). Norm finished with three coats of brushed on polyurethane.



From a Judy Gale Roberts pattern, **Steve Wavro** crafted this intarsia Portland, Maine lighthouse. Steve studies a pattern before committing himself to using it. In this case Steve felt it had too much white in it so Steve improvised and put in a sun, a couple of birds and sailboats borrowed from another pattern.



David Garcia made a plaque of basswood for display at the VFW Hall. Both sides are laser engraved; one side depicting the US Marine Corps memorial and the other side, the American Flag.



Larry Cormier crafted these bottle stoppers with different woods and different shapes. Larry used a spin polish from Woodcraft.

Show and Tell



Stepping up to the task, **Chuck Graham** made this combination table/step stool of pine. The design came from an old woodworking magazine. The top hinges allow him to change between stool and step stool. It will be for his garage so he didn't finish it.



This poplar puzzle of two dozen pieces was scroll sawed and relief carved by **Chuck Meeder** and then finished with shellac with liquid clear wax on top. Obviously Chuck solved the puzzle – it is all together.

March Meeting Notes

For the March meeting program, John Gay presented information about shop safety. During the meeting, he showed a chart that provided information about wood toxicity for specific woods. Here is a link to some very detailed information about wood toxicity. It includes two charts, each with detailed information about specific woods: [Wood Toxicity Information and Specific Toxic Woods Charts](#). **

John noted that, “bad habits are accidents waiting to happen,” and listed the following bad habits that are important to eliminate. First, don't use your teeth to open things in the shop, as this can cause toxic material to enter your system. Second, don't just lump all of your items together on a table top. Instead, group things according to their uses. The specific example John gave on this was grouping your coffee cup in with your paint or stain cups which could lead to accidental ingestion of finishing chemicals. Third, use a covered cup and protect your drink from dust, which is not a good way to get fiber in your diet! Fourth, eliminate clutter in your shop.

John provided lots of good safety tips and practices to follow. During his presentation, he showed some slides with humorous quotes about the “real” uses of equipment. While these quotes are funny, they also make you think about the potential consequences of using equipment and what not to do. Here is a sampling of John's quotes:

Table Saw: A large stationary power tool commonly used to launch wood projectiles for testing wall integrity.

Drill Press: A tall upright machine useful for suddenly snatching flat stock out of your hands so that it smacks you in the chest and flings your coffee across the room, denting the freshly-painted project which you had carefully set in the corner where nothing could get to it.

Wire Wheel: Cleans paint off bolts and then throws them somewhere under the workbench with the speed of light. Also removes fingerprints and hard earned calluses from fingers in about the time it takes you to say, 'Oh sh --'.

***Editor's note: I would like to cite the creator of the wood toxicity article but am unable to do so as the information shown on the linked website above appears in different variations on multiple sites.*



NEW!
\$14⁹⁹

**DUST RIGHT®
CORD AND
HOSE HOOK**

- Keeps cords and hoses neatly organized and off the floor
 - Large hook supports 4" dust hose; medium hook accepts several air hoses; two smaller hooks accept power cords
 - Glass-filled, durable reinforced nylon
 - Mounting screws not included
- SKU: 58303



Create with Confidence™

NATIONAL WOODWORKING MONTH PRICING VALID 4/2-4/29/16
3265 Southwest Fwy. • Houston, TX 77027
(713) 622-6567 • Rockler30.com

Store Hours: M-F 9am - 7pm • Sat 9am - 6pm • Sun 11am - 4pm

WWCH General Information

WWCH BOARD OF DIRECTORS

OFFICERS

President	Roslyn Hager
Vice President	Mike Turner
Secretary	John Lastrapes
Treasurer	David Janowitz
Publications Director	Lisa Sessions

DIRECTORS

Bill Harris, Gary Rowen, Joe Cook,
Lynn Cummings

COMMITTEE CHAIRS AND CLUB SERVICE PROVIDERS

Book Library	John Gay
Donuts	Roslyn Hager
Club Logo Items	Norm Nichols
Membership Book	Patti Page
Members/Name Tags	Roslyn Hager
Newsletter	Lisa Sessions
Raffle	Lynn Cummings
Refreshments	Steve Wavro
Technology	Denis Muras
Video Library	Lisa Sessions
Web Master	Gary Rowen

NEXT MEETING

April 9, 2016

9:00AM TO 11:30AM

BAYLAND COMMUNITY CENTER, 6400 Bissonnet

**Meeting Topic: Basic Carpentry Framing
Techniques**

Guests are always welcome at WWCH meetings!

Newsletter Publication: Do you have an announcement or item for the newsletter? Send it to Lisa Sessions, WWCH Newsletter Editor, at lasessions@earthlink.net.

We're on the web!

www.wwch.org

**Like us on Facebook!
Woodworkers Club of Houston**

WWCH PURPOSE *The Woodworkers Club of Houston is a group of men and women of all ages and skill levels who promote, educate, and share the craft of woodworking. The club meets the second Saturday of every month from 9-11:30 at Bayland Community Center, 6400 Bissonnet at Hillcroft. Guests are always welcome at no charge. Membership dues are \$36 per year, or about the price of one good clamp!*