

Woodworkers Club of Houston

According to Wikipedia, the largest documented fungus is located at a 2,400-acre (9.6 km²) site in eastern Oregon. It was a contiguous growth of mycelium (before logging roads cut through it) estimated at 1,655 football fields in size and 2,200 years old.

Volume 30 Issue 4

April 2014

Inside this issue:

President's Message	1
New Members	1
April Speaker	1
Splinter Groups	2
Calendar & Events	2
Opportunities	2
Gathering of the Guilds	3
March Speaker Recap	3
March Show and Tell	4&
Spring Festivals	5
May Speaker	5
Empty Bowls	6
From the Net	6
Toys4Smiles	6
Caps and Shirts	7

NEW MEMBERS

Welcome to WWCH!

Adel Heibl
Edward Rayha
John Swartwout

Please sign in at each meeting at the back of the room, pick up your badges, your discount ID, and a 2014 Membership Directory. Bring your projects to meetings for show and tell, and join our splinter groups that are specialized according to your specific interests!

IN MEMORIAM

I am sad to report the loss of **Don Singer**, a member of WWCH and employee of Woodcraft who passed away in March. Funeral services were held Friday, March 14 at Beth Yeshurun Cemetery.

Don ran our raffle table for several years. Don will be missed.

MESSAGE FROM THE PRESIDENT

The WWCH Board is reviewing your responses to the survey (about 33% of the members responded). It seems we have already had monthly meeting presentations about subjects of high importance to our members; use of hand tools (68.3%) in January and finishing (66.7%) in February. The survey did not include a category that would include the presentation on spalting, and I heard mixed reviews at the meeting but a good percentage of those found the presentation very interesting. The Board is using your expressed interests as a guide going forward. The Board has also heard your message about the book library; 75% agree with selling it but 25% have reasons to keep it. This has been a long time asset of the club so the Board does not take the book library's future lightly. Based on the comments in the survey, the Board will be reviewing the books and definitely keeping books of patterns and how to do things, but at the same time doing some high grading to eliminate duplications, outdated items, and non-educational books.

There are also some issues with the video/cd/dvd library. That library is under review to make new copies of existing materials on media that can no longer be read or has skips, etc. And the library is slowly growing. A recent purchase was a set of Woodwright shop videos that came on sale. Denis Muras is kindly spending considerable volunteer time on the digital library review and update. On this subject, don't forget that WWCH needs a new volunteer digital librarian to facilitate access to the library for all members. Everyone's help is needed to make this club and its activities what we all want them to be.

Club activities and planning are well underway. We started activities with the Hands-On Houston Day at the Houston Center for Contemporary Crafts which is followed on April 26 by the Gathering of the Guilds at HCCC for one of the annual Museum Days. This activity will be coordinated by John Gay and David Garcia. Watch the newsletter and emails for information about field trips occurring in the April – June time frame, and the annual shop crawl this year in the Sealy/Bellville area in the fall. If you have some specific field trip ideas, please let a board member know.

The featured speaker, Dr. Mueller, put on a good program with his great speaking abilities and some humor. He covered the topics of what spalting is, how it occurs, how you can create your own spalted wood, and the safety aspects of working with spalted wood. The information was very interesting and Dr. Mueller fascinated us with the mechanism of spalting and his own experimentation with growing the fungi and facilitating the spalting process. He's living a little outside the box with these activities. He dispelled the myth that it is hazardous to work with spalted wood because of the fungi. The fungus dies when the wood dries, but there is still the usual hazard of inhaling fine dust particles and possible allergic reactions. Please be safe and wear a dust mask anytime you are making dust.

Chuck Meeder, President

APRIL SPEAKER — RYAN LANE, OWNER OF OLD HAT WOOD CO.

Ryan Lane, US Navy SEAL Veteran, Former Municipal and Wildland Firefighter (USFS Hotshot Crew and USFWS Engine Boss/Squad Boss), Former Certified Sawyer with both the USFS and USFWS, Trained Climber and Logger, Independent Consultant and currently the Owner of the Old Hat Wood Company in Conroe, will speak on the process of taking down trees and turning them to usable lumber. He'll bring some of the unusual woods he finds in Houston's wooded areas. See more at www.oldhatwoodco.com.

SPLINTER GROUPS

Hand Tool Splinter Group meets the 4th Thursday of the month at 7-9pm at Mark Bolinger's garage in Sugar Land near the Hwy 6 and 90A. For info, email Mark at marksmithb@windstream.net.

The Scroll Saw Splinter Group will meet Saturday, April 26, at Woodcraft South, Beltway 8. The meeting runs from 9:30 to 11:30 AM. We will be discussing the cut of plastic/arcylic. Only goes to prove that you can cut about anything on a scroll saw! Please bring our items for Show N Tell that we are always interested in what you have been working on. Get those questions for Problems N Solutions. Let's see if you can "stump the chumps". Come on over and have some fun with us.

The CNC Router Group be meeting at Patrick Hood-Daniel's house **NOTE THE DATE CHANGE** will on Thursday, **April 24th**, at 7:00pm. His address is 20734 Settlers Lake Circle North, Katy, Tx, 77449. Go North on Fry Rd. from I-10 to just past W. Little York, take a left on Lake Promenade Dr. to Settlers Lake Cir. North, take a right and go to 20734 address. If you need help finding the address, contact Mike Turner at 281-633-1807.

Sawmill Splinter Group is for people who are cutting and milling their own lumber or those interested in doing so. We discuss sawmills and the projects possible with the lumber. If you are interested, contact Bill Lindsey at bill_lindsey@comcast.net for next meeting date and time.

The Toy Group meets on the second and fourth Wednesday of each month at Tim Shaunty's shop at 3614 Thistle St., Houston. Throughout the year, the group makes thousands of toy cars for donation to needy kids around Houston/Galveston.

For directions to Tim's shop please call Andy at 713-409-7030, Tim at 713-503-2284, or Norm Nichols at 281-491-3220.

CALENDAR OF UPCOMING EVENTS

April 12— Monthly Meeting Speaker: Ryan Lane, Owner of Old Hat Wood Co.

April 26 — WWCH participates in the Gathering of the Guilds at Houston Center for Contemporary Craft

May 17 — Empty Bowls Houston

SPEAKER IDEAS? SEE RON KUENNING

Members, if you have information on upcoming events or field trips, please let me or **Ron Kuening** know so we can include this information in emails or in the newsletter to all the members. Joyce Saylan Sayjoyce@hotmail.com 832-875-7074

FRED SANDOVAL HOLDS CLASSES

Woodworking Classes—Fred Sandoval holds woodworking classes the last two weekends of each month. For information: 281-793-3502 or sandovalrederick96@yahoo.com.

NEW MEMBERSHIP DIRECTORIES AVAILABLE

Get your 2014 Membership Directory today at the meeting!

WATCH FOR DATE AND TIME

Sometime in June-July the Scrollsaw Splinter Group may be helping kids at the Monarch School make wooden butterflies for their annual fundraiser. If you would like to help, contact Norm Nichols.

Regarding the Toy Group: During the last few club meetings, some of you talked to me, Andy Anderson, about wanting to help with the Toys Project, but stated that the location of Tim Shaunty's shop and the late evenings just didn't fit your schedule. While we can't do anything about the location of the shop, Tim and I have discussed the possibility of adding a time that might be more convenient.

WE WILL STILL MAINTAIN OUR 2nd and 4th WEDNESDAY EVENINGS.

At this time we are considering either a Thursday or Friday MORNING from 9am to noon, followed by lunch for those who desire, assuming we can find some place that will allow "dusty" woodworkers. If you think this option would work for you, please contact Andy Anderson, Toy Coordinator at 713-409-7030, Tim Shaunty at 713-503-2284, or Norm Nichols at 281-491-3220 with your preferred date or questions. We want to make sure that everyone who wants to get involved has an opportunity to help out, and this will simply explore new options to make it as convenient as possible.

NEW SUPPORT FOR THE TOYS PROGRAM

Tim Shaunty has found a new source of support for the WWCH toy making project. At one of the meetings of the toy makers last month, there was a discussion about making some smaller animal toys from various species of wood. As a result, Tim stopped at a custom cabinet shop **WOOD ESSENCE**, and talked to the president, Ken Manuel. His purpose was to see if they had any "cut offs" that WWCH might be able to use. Ken was very responsive and last week Tim picked up a load of quality wood that the club will be able to use in for toy making. While Tim realizes that many of our members do their own custom woodworking projects, he wanted to make everyone aware of this new support. If you or anyone you know, needs special millwork, please remember Ken and Wood Essence, located in Manvel. This support is real and allows WWCH to continue to improve the toy program.

A big THANK YOU to Ken and Wood Essence.

OPPORTUNITY—OLD REDWOOD AVAILABLE

A former member of WWCH as a supply of 50+ year old redwood siding, clear, all heart redwood T&G (approx 6" wide) from a remodel of a 16' x 24' atrium. Some of it is very weathered and some not so much. If any anyone in the club might be interested in this, she would charge very little for it or just give it away – she's open to input. Also, she may be at Saturday's meeting to discuss the redwood and MILLING EQUIPMENT she has for sale also. If you are interested, see the WWCH member emails, or contact Gary Rowen, WWCH webmaster for her contact information, or come to the meeting on Saturday.

WWCH AT HOUSTON CENTER FOR CONTEMPORARY CRAFT FOR THE ANNUAL GATHERING OF THE GUILDS.

The Guilds are local Houston craft clubs for pottery, weaving, clay, blacksmithing, doll making and us – the woodworkers. This is in conjunction with one of Houston's Annual Free Museums Day.



There have been some changes in the format of the scheduling this year. In the past, all of the museums, galleries, and the zoo were open to the public for free on one Saturday in September. With free parking and free shuttle service between places and all of the food trucks as well as other activities the event was a huge success and a heck of a lot of fun. In fact, it was too successful. Just too much to do in one day and a lot of people showed up. **This year, Houston has broken the event up to into 4 zones.** And each zone has its own day for the event. There will be some cool food trucks and other stuff going on too. Just to name a few other places that will be apart of the day will be the Weather Museum, Lawndale Art Center, Diverse Works, Holocaust Museum and others within a 6 block area. For more information see the full schedule at www.HoustonMuseumDistrict.org.

NOW WE NEED YOU!

We will be at HCCC from 9 am to after 5, hosting a table and promoting our Wood Working Club of Houston. So the club needs help at our table as well as showing off the projects that our members have made.

Last year, we did something a little different. I asked the members show 2 of their projects; an early work from your beginning days to a more recent work. This was a big success.

Too often, at these kind of events to get members, only the best work is shown and that will sometimes intimated some potential new people because they think that only highly skilled woodworkers should join our group. As you know, that is far from the truth. Our table should reflect that. We need to show the wonderful work from beginners to advanced as well as different types of woodworking. I'm bringing a box that I made—my first attempt with mixed wood. It's not very good but it was an inspiration to do a few more mixed wood projects.

At our April 12 meeting, we will have a sign-in sheet with 2 hour shifts. Set-up starts at 9 and HCCC is open to the public from 10 to 5. For those who would like to show their work but cannot be there, we will be more than happy to show your work and your items will be returned to you at the May meeting. See John Gay and David Garcia to sign up!!

SPEAKER RECAP: Dr. Dave Mueller – Spalted Wood, What it is, How to make it, and How to use it.

Dr. Dave Mueller of Bryan, TX held the members spell bound as he talked passionately on the many aspects of Spalted Wood. This beautiful wood is made that way in nature, and in a covered tub with a little water, steeped till the colors and veining of the various fungus strains have made their marks on the wood and in the wood to your liking. Then just dry it out and you've got a uniquely beautiful piece of wood for your project. That's the simple side. There are a lot of variables when it comes to spalting your own wood. Want a little more color in your wood, then turn loose a few different species of fungi for a truly colored effect, or apply a little dye for a rainbow of color. Dr. Mueller stated that credit must be given to Dr. Sara Robinson, Asst. Prof. of Wood Anatomy, Oregon State University, for her extensive research into the science of spalting. Dr. Robinson's website is: www.northernspalting.com. Dr. Mueller's website is: <http://www.aggieturner.com>. See the President's Message on page 1 and the WWCH website for Gary's recap of Dr. Mueller's talk. If you're smitten with spalted wood after this presentation, then the websites above will keep you enthralled and intrigued with not only the results of spalted wood, but the processes that create this beautiful wood. Then try it yourself and see what you get!



Here are some examples of spalted wood and art pieces made from them. Care to grow your own palette of fungi for that "certain" look. Here's how:




MARCH SHOW AND TELL

PRESENTERS

1. John Gay — Lock Box
2. Jerry Harmsen — Pens
3. Ron Kuenning — Doormat
4. Chuck Lickwar — Display Case
5. Chuck Meeder — Sign and Rose
6. Josh Nichols — Bookshelf and box
7. Niklas Oberfeld — Boxes, Toys
8. Fred Sandoval — Wood Tap Screw
9. Tim Shaunty — Wine Racks
10. Rick Spacek — Woodburning: Picture, Double Owl plaque
11. Bob Wink — No-Fun Gun

Chuck Meeder made the sign of ash for his 12 year old musician grandson from a Steve Good pattern. It reads “without music, life would Bb”. The one inch thick mahogany rose is mounted on figured maple in a cherry shadowbox frame and finished with Watco Danish Oil.


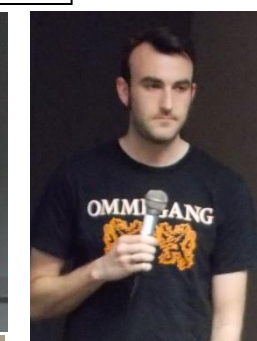
Tim Shaunty was in the right place at the right time when an old railroad bridge was demolished. He reclaimed 9 different species of wood to craft these fine wine racks. Do note that the wine glass holders are reversible: red side up for red wines, and white side up for whites! Genius. They were finished with coats of Liberon oil.




Jerry Harmsen turned these exquisite pens from a variety of woods. Each one is such a unique, special gift!



Bob Wink's answer to the open call on guns, is his No-Fun Gun see-saw. Another tramp art treasure!



Josh Nichols completed this table in just two weekends. Crafted from reclaimed red oak, quarter sawn, it has mortise and tenon joints and a shellac finish.



KUDOS TO BOB WINK
for his
Grand Champion
ribbon awarded by
the Austin County Fair.
Congrats, Bob!



Ron Kuenning repurposed Cedar picket fence boards into a door mat from a plan found in an April 2008 Workbench magazine. He used glue and Kreg screws to assemble it, and added the river rock decorative accent. The finish, to be applied later, will be Watco Oil stain and shellac.

Members, bring your projects to Show and Tell. Let us see what you're doing, and what you've accomplished. Bring a friend, or anyone with an interest in woodworking to a meeting. Let us know when you've discovered a great crafts fair where members can display their work.

MARCH SHOW AND TELL



John Gay fashioned this Lock Box in Maple and Oak. The box can be mounted on the wall with a French cleat as a piece of wall art, as a medicine cabinet, as a bank by putting a slot in the top, or a stand alone art piece. The key to open the heart is discreetly hidden... somewhere.



Rick Spacek's woodburning skills created this lovely picture of an eagle "standing watch" in the National Cemetery. He used Baltic Birch, and raised the tombstones in the foreground. These beautiful double owls are finished in polyurethane with accents in acrylic. The wood? Rick says whooo knows!



Fred Sandoval created another tool to fit a purpose. A Wood Tap/Screw with a clamp in mahogany and Red Oak. The grooves are cut into a 2" rod with a router or it could be done on a band saw. By hand, definitely a "pain". Made for a classical workbench.



Chuck Lickwar needed a fabulous display case for his fabulous fridge magnets. So he turned some yellow Cedar into this rotating case. Its three sides are steel plates on plywood painted red, white, and blue indicating that they hold three increasing strengths of magnets.



MEMBERS, SHARE YOUR EXPERTISE, INSPIRE OTHERS, SHOW OFF!! BRING YOUR WORK TO SHOW AND TELL!



Niklas Oberfield, a visitor to WWCH, brought several toys and boxes he scroll cut from Spalted Pecan, and a variety of materials including 1/2" laminates for the cars. Most are left with a natural finish. Now those are some tiny boxes for some very tiny treasures.

CALL FOR ARTISTS AND CRAFTERS FOR THE 2ND ANNUAL FRIENDSWOOD CRAWFISHFEST

This event will sprawl through downtown Friendswood filling the streets with the aromas of boiled seafood, the sounds of live music, and the sights of local artists and crafters. Artists and crafters who create handmade works can register at www.artdwellers.com

It's going to be a great event!

FRIENDSWOOD LIONS CLUB & JUSTIN'S SEAFOOD
Presents 2nd Annual Friendswood
CrawfishFest
SATURDAY, MAY 24TH | 12 PM - 9PM
505 SOUTH FRIENDSWOOD DRIVE



4th Semi-Annual Spring Arts Market
May 17-18, 2014
Stevenson Park, Friendswood

The Annual Spring Arts Market
in Friendswood
Is calling for crafters.
<http://www.springartsmarket.com/>

SPEAKER COMING IN MAY: PAUL CARR, TRAIN BUILDER

(Article published in *The Leader News*, December 2013)

Carr's train brings joy to the Houston Heights.

Lifelong Heights resident and civic leader Paul Carr, and his wife, Mary, were traveling through the Lake of the Ozarks in Missouri last summer, when they noticed a wooden train in a park.

Carr, 74, decided it would be a good idea to put a similar train in Donovan Park — a Houston Heights Association-owned park at Heights Blvd. and 7th St. — so neighborhood kids could enjoy it.

Carr spent all of his spare time and \$4,000 in tools and materials to build the five-car wooden train, along with the tracks out of 100 percent treated lumber.

"I can't say how great it makes me feel," Carr said. "Once I saw the train in Missouri, I thought 'I've got the skill and knowledge'. I couldn't find an excuse not to build the train."

Carr and a half-dozen volunteers from the Heights Association assembled the train in the park, and about 24 kids began playing on it shortly after it was put together.

"It thrilled me to watch the kids enjoy it," Carr said. "That was the payoff. It's our Christmas gift to the kids."

Carr, who is retired from the Houston Fire Department, was instrumental in helping the Heights Association buy the park in 1982. If the Association hadn't bought it, it was set to become a truck repair site.

The park is named for James Donovan, father of longtime Heights philanthropist and business owner Marcella Perry.

The train fits in perfectly with the park, which has a railroad theme. Many years ago, the Missouri, Kansas and Texas Railroad ran nearby the park.

Here are some websites describing Mr. Carr's involvement with the train he built:

<http://www.theleadernews.com/?p=15660>


<http://www.theleadernews.com/?p=14692>

<http://www.bing.com/images/search?q=donovan+park+train&qvpt=donovan+park+train&FORM=IGRE>



Lifelong Heights resident Paul Carr, left, and neighborhood volunteers bring the wooden train that Carr built into Donovan Park. (Photo by Michael Sudhalter)

FOUND ON THE NET – GRANDPARENTS' ROCKING CHAIR



The most beautiful words came from my smiling 6 year old as I held her in my lap. Words I'll never forget:

"Grandma, you know what I like about you? You're soft."

At that moment, every single ounce I carried on this massive frame was worth its weight in gold!

A chair like this would become a treasured family heirloom for generations. During the "slow" years, I can see pillows, magazines, remote control, and a donut or two stuffed conveniently within reach on the available shelf space.

CALL FOR EMPTY BOWLS BENEFITTING THE HOUSTON FOOD BANK



SATURDAY, MAY 17, 2014

AT THE HOUSTON CENTER FOR CONTEMPORARY CRAFT

Bowls may be dropped off beginning the first week of May

at 10am at the Houston Center for Contemporary Craft (Tuesday thru Sunday) or at the Ceramic Store, 1002 W. 11th Street (Monday through Saturday).

for news and events see www.emptybowlshouston.org and on Facebook at Empty Bowls Houston or Twitter at @EmptyBowlsHOU.

The Empty Bowls Houston Steering Committee invites all artists: ceramists, woodturners and woodworkers, hot and warm and cold glass artists, fiber artists, mosaicists, polymer clay artists, metalsmiths, painters and sculptors. to help celebrate the

event's 10th Anniversary

by creating and donating handmade bowls for Empty Bowls Houston 2014.

Renee LeBlanc (Co-Chair) 512-487-4658; arleblancon@yahoo.com Thomas Perry (Co-Chair) 713-660-9488; tomperry56@aol.com
Samantha Oldham (Volunteers) 832-971-4816; sam.l.oldham@gmail.com

FROM TOYS4SMILES IN LAS VEGAS

(Article from the newsletter of Toys4smiles, a sister woodworking club that WWCH visits on our trips to Las Vegas. They're making a huge success of their Toy program and are garnering support from many organizations to help them toward their mission of making toys for kids.)

Hi Everyone!

I am so proud to once again be able to reach out and share the awesome news about Toys 4 Smiles! Thanks to all of you that are reading this. It could not have happened without you.

When this is sent out we will have given away over 180,000 toys!

Christmas time was another truly humbling experience. Families were calling for one toy for their child. We teamed up with KNTV, Channel 13 and Beth Fisher, to allow anyone to drive by Toys 4 Smiles on Christmas Eve and get the toys they need. We also left a box by the door after closing.

As the weather changes, we look forward to attending outdoor events in the area. It's so much fun to see the smiles created by schools, local government agencies charities and many individuals.

We recently have teamed up with United Way of Southern Nevada. What an awesome group of individuals that reaches out to children in need! We are finding may areas that we never knew existed.

Thanks to all that have played a part in making this happen! I am so proud of all the people that have helped out! For the kids, let me say thank you!

Remember Zig Ziglar - 'You can have anything you want if you will just help enough other people get what they want'.

If you have a favorite charity, great! If not, we would like to be yours! J

We recently have teamed up with United Way of Southern Nevada. What an awesome group of individuals that reaches out to children in need! We are finding may areas that we never knew existed.

Thanks to all that have played a part in making this happen! I am so proud of all the people that have helped out! For the kids, let me say thank you!

Remember Zig Ziglar - 'You can have anything you want if you will just help enough other people get what they want'.

If you have a favorite charity, great! If not, we would like to be yours!

See you down the road!

Blessings,
Rex Doty

See more at: www.toys4smileslasvegas.org

MEMBERS SEND YOUR KUDOS AND ARTICLES AND GOOD WEBSITES FOR THE NEWSLETTER.

THE CLUB STILL HAS OPENINGS FOR A TREASURER FOR 2014. ALSO NEEDED ARE SEVERAL MEMBERS WHO WILL STEP UP TO CONDUCT THE RAFFLE AT THE MEETINGS ON ODD MONTHS. Tell a board member.

FREE DEMO APRIL 19TH ²/₆ AT 11AM



**FREE SAWSTOP
UPGRADES!**
ON ANY NEW PROFESSIONAL CABINET SAW
\$199 VALUE

Purchase a Sawstop professional cabinet saw and choose either a FREE integrated mobile base or overarm dust collection. Direct from Sawstop with mail-in rebate.



 **ROCKLER**
WOODWORKING AND HARDWARE

Create with Confidence™

National Woodworking Month Sale 3/29-4/25/2014

3265 Southwest Fwy. • Houston, TX 77027 • (713) 622-6567 • Rockler.com

Store Hours: M-F 9 am-7 pm • Sat 9 am-6 pm Sun 11 am-4 pm

Woodworkers Club *of Houston*

782 Maler Rd.
Sealy, TX 77474

NEXT MEETING

April 12, 2014

9AM TO 11:30AM
BAYLAND COMMUNITY CENTER
6400 Bissonnet

Speaker:

RYAN LANE

OLD HAT WOOD COMPANY

Dues payments may be mailed directly to
Larry Page at 19806 Sable Stone Circle
Katy, TX 77450

We're on the web!

[www.facebook.com/pages/
Woodworkers-Club-of-Houston](http://www.facebook.com/pages/Woodworkers-Club-of-Houston)

wwch@wwch.org

**2014
MEMBERSHIP
DIRECTORIES
ARE HERE!**

**GET YOURS
AT THE
MEETING**

March Show 'n Tell, Tim Shaunty:

Replace "Libron oil" with "Liberon oil"

Fred Sandoval, Fred Sandoval, and
Niklas Oberfeld:

Some of the letters "y", "g", and "p" have
their tails cut off. Were they the three
blind mice?

WWCH BOARD OF DIRECTORS OFFICERS

President		Chuck Meeder
Vice President		Ron Kuenning
Secretary		Steve Wavro
Treasurer		Larry Page
Publications Director		David Garcia

DIRECTORS

Jerry Harmsen • Henry Majoue, Jr.
Bob Wink
Immediate Past President Steve Procter

COMMITTEE CHAIRS AND CLUB SERVICE PROVIDERS

Book Library	John Gay
Members/Name Tags	Lorraine Lewis
Membership Book	Patti Page
Newsletter	Joyce Saylan
Raffle	Various
Refreshments	Charles (Chuck) Horton
Donuts	Roslyn Hager
Technology	Denis Muras
Video Library	Blaine Stokes
Web Master	Gary Rowen

*Members, wear your club shirts and caps!
Show off your membership in WWCH!*

WOODWORKERS CLUB OF HOUSTON

SHIRTS! CAPS! POLOS!

Get yours today!



SHIRTS: \$22.00
POLOS: \$16.00 and up
CAPS: \$ 8.00

*You can add your
custom embroidered name
to your shirt, too.*

SEE TIM SHAUNTY TO ORDER YOUR CLUB APPAREL!

Guests are always welcome at WWCH

Newsletter Publication --This newsletter is designed and distributed by Joyce Saylan.
Send content or questions by email to sayjoyce@hotmail.com.

WWCH PURPOSE *The Woodworkers Club of Houston is a group of men and women of all ages and skill levels who promote, educate, and share the craft of woodworking. The club meets the second Saturday of every month from 9-11:30 at Bayland Community Center, 6400 Bissonnet at Hillcroft. Guests are always welcome at no charge. Membership dues are \$36 per year, or about the price of one good clamp!*