

# Woodworkers Club of Houston

ATTEND THE TEXAS WOODWORKERS  
SHOW AT THE PASADENA  
CONVENTION CENTER

Saturday's regular meeting will be  
at Pasadena at 9 am.

Volume 29 Issue 4

April 2013

## Inside this issue:

President's Message	1
New Members	1
April/May Speakers	1
Call for Raffle Chairman	1
Calendar & News	2
Splinter Groups	2
Achievement Award	3
March Speaker Recap	3
Favorite Tools	3
February Show and Tell	4&5
AFWS Show in Las Vegas	6
Gathering of Guilds	6
Woodworking Show	7
Caps and Shirts	8

## New Members

### Welcome New Members

Daniel Kennedy  
Bobby Jucker  
Jeff Larsen

Be sure to pick up your name badge, discount ID, membership directory, and sign in at every meeting...we're counting on you!

## MAY SPEAKER

Dan Trembel,  
President of  
Clouse Floors,



will discuss the world of hard wood floors. This family-owned and family-staffed company was opened in 1941, so he brings over 70 years of accumulated expertise, tips and insights into the look and appeal of wood floors. See his website: <http://www.clousefloors.com>

## MESSAGE FROM THE PRESIDENT

The April meeting will be held at the Texas Woodworkers Show at the Pasadena Convention Center. This will minimize travel since most of our members want to attend the show that weekend. It will be a regular meeting with a speaker and Show and Tell. We want to support the show as much as possible, including manning the WWCH booth, which is a great recruiting opportunity for new club members. Please contact me at [steveprocter@comcast.net](mailto:steveprocter@comcast.net) to sign up to work our booth. We could use some small "Show and Tell" items to display in our booth also. Be sure your name is on a label on the bottom of each item.

Many of us look forward all year to this event. We wouldn't have a wood show in Houston this year if member Tim Shaunty hadn't put up his own money to make it happen. He is trying to break even, but any profits would benefit our children's toy building program.

I believe it is in our best interest to support our local vendors and firms coming to the show. I have been waiting to buy some things at the show. But even after the show is over, continue to support our local vendors. They support our club both directly and indirectly, so in turn we should support them. It is tempting to try to buy many things on the internet because it might be a few bucks cheaper. But remember to consider shipping costs and the inevitable wait. I want to be able to go to a store, look at the item in my hand, maybe ask a knowledgeable sales person some questions, buy it right there and take it home with me. If we don't support local vendors or events like the Texas Woodworkers Show, they will go away, and I personally don't want to see that happen.

I look forward to seeing everyone at the April meeting and wandering the aisles, attending the demos and seminars, visiting the craft booths, and voting at the student woodworker competition at the show!

*Steve Procter, President*

## APRIL SPEAKER AT THE PASADENA CONVENTION CENTER



It's that Crazy Canadian, Paul Moore, who will be our speaker, or should I say our comedic relief, for the April meeting at the Pasadena Convention Center. Ask him about his 150hp lathe, or how to peel a pumpkin with a bandsaw, and his loghauler. Oh, he has a million of 'em, and he's ready to mess with your mind! Ingenuity, daring, and for certain, a sense of immortality, spurs him on. Then, again, don't encourage him!

## CALL FOR A NEW RAFFLEMEISTER

Don Singer has done an exemplary job of managing our monthly meeting raffle table. Regrettably, Don is relinquishing his role as our raffle coordinator and we now seek a new volunteer (or volunteers) to manage the raffle table. If you'd like to volunteer or even if you want to ask questions about it please speak to anyone on the Board.

*Thank you, Don for all your time and effort in providing raffles that kept our meetings interesting and our tool chests filled with interesting and necessary gadgets and tools.*

## SPLINTER GROUPS

**Hand Tool Splinter Group** meets the 4th Thursday of the month at 7-9pm at Mark Bolinger's garage in Sugar Land near the Hwy 6 and 90A. For directions, email Mark at [marksmithb@windstream.net](mailto:marksmithb@windstream.net).

**The Scroll Saw Splinter Group** meets on the 4th Saturday at Woodcraft Southwest on Beltway 8 and Hwy 59 at 9:30 AM. If you want more info, please contact Norm Nichols.

The next meeting is March 23, 2013 at Woodcraft South, Beltway 8 at 9:30 AM. The program will be presented by Bill Harris. Come see what he has put together for us. There will be Show N Tell by members of the group who love to show what they have been doing in their shops. Problems N Solutions brings out some very interesting discussions that can benefit the entire group. Come on out and see what we are about.

## CALENDAR OF UPCOMING EVENTS

**April 13 — Monthly Meeting** Speaker: the Crazy Canadian

**April 13 — TEXAS WOODWORKING SHOW** in Pasadena and our Monthly Meeting features **the Crazy Canadian** as speaker, There will be a Show and Tell.

**May 11 — Monthly Meeting and Shop Crawl** (tentative)

**May 18 — Empty Bowls Fundraiser at Houston Center for Contemporary Craft.**



**Woodworking Classes—Fred Sandoval** holds woodworking classes the last two weekends of each month. For information: 281-793-3502 or [sandovalrederick96@yahoo.com](mailto:sandovalrederick96@yahoo.com).

## WHO DO YOU KNOW??

**David Garcia** welcomes suggestions for interesting speakers for our monthly meetings. Call or email him or see him at a meeting.

## TOY GROUP RESUMES FOR 2013

### HELP MAKE TOYS FOR GIRLS AND BOYS.

The Toy Group meets on the **second and fourth Wednesday of each month** at Tim Shaunty's shop at 3614 Thistle St., Houston. Mark your calendars now for the remainder of the year and let's get thousands of toys made for those needy kids out there. We are looking forward to a fun and highly productive year in the toy shop.

If you need directions to Tim's shop please call Andy at 713-409-7030, Tim at 713-503-2284, or Norm Nichols at 281-491-3220.

The group had a great year in 2012 and is looking forward to what this year will bring. A lot of kids were able to smile at Thanksgiving and Christmas because of the efforts of this group. We will bring out even more smiles this coming year with your help.

## MEMBERS GET YOUR DIRECTORY

Membership Directories will be available at the April meeting. So remember to stop by the table and pick one up! See Patti Page, she designed the directory! Let her know if there are any updates!



## DEFINITIONS ALL WOODWORKERS SHOULD KNOW — PART TWO

**BELT SANDER:** An electric sanding tool commonly used to convert minor touch-up jobs into major refinishing jobs.

**HACKSAW:** One of a family of cutting tools built on the Ouija board principle... It transforms human energy into a crooked, unpredictable motion, and the more you attempt to influence its course, the more dismal your future becomes.

**HAMMER:** Originally employed as a weapon of war, the hammer nowadays is used as a kind of divining rod to locate the most expensive parts adjacent the object we are trying to hit.

**HOSE CUTTER:** A tool used to make hoses too short.

**PHILLIPS SCREWDRIVER:** Normally used to stab the vacuum seals under lids or for opening old-style paper-and-tin oil cans and splashing oil on your shirt; but can also be used, as the name implies, to strip out Phillips screw heads.

**STRAIGHT SCREWDRIVER:** A tool for opening paint cans. Sometimes used to convert common slotted screws into non-removable screws and butchering your palms.

**WISE-GRIPS:** Generally used after pliers to completely round off bolt heads. If nothing else is available, they can also be used to transfer intense welding heat to the palm of your hand

**PRY BAR:** A tool used to crumple the metal surrounding that clip or bracket you needed to remove in order to replace a 50 cent part.


**UTILITY KNIFE:** Used to open and slice through the contents of cardboard cartons delivered to your front door; works particularly well on contents such as seats, vinyl records, liquids in plastic bottles, collector magazines, refund checks, and rubber or plastic parts. Especially useful for slicing work clothes, but only while in use.

**THE %&\$!^&\*tch TOOL:** Any handy tool that you grab and throw across the garage while yelling '%&\$!^&\*tch' at the top of your lungs. It is also, most often, the next tool that you will need.

## LIFETIME ACHIEVEMENT AWARD – DENIS MURAS

**Congratulations to Denis Muras** on being the recipient of the WWCH Lifetime Achievement Award for his number of years of service and many contributions to WWCH. This award is given only on occasion when a candidate is recognized for outstanding and continuous efforts in service to the club.

*Thank you so much Denis.*



## SPEAKER RECAP – LIZ CASH OF CASHFAUXS



**Liz Cash**, our featured speaker, spoke to club members about faux finishes or how to create a fascinating look with little to nothing. Liz talked about techniques for making the wood grain "pop-out" and how to make it look like you spent a lot of time "working" your finish. Try multiple layers of stains for a richer look. Browns are warm and deep. Pickling and a wash in a cream color give a piece age and character. Only an 1/8<sup>th</sup> of a teaspoon of gold powder or gold leaf can really embellish a piece. For a sheer look, use more solvent and multiple layers. And add a little detail with brushes from kid's art projects. You can get beautiful natural stains from blueberries, tree lichen or basically anything that can stain. Beets and onion skins make beautiful stains too.


So, if you want to get started in faux finishing, the WWCH library has the book!  
See more of her work at <http://cashfauxs.wordpress.com>.





**A SITE TO SEE:** <https://www.youtube.com/watch?NR=1&feature=fvwp&v=5Yhc2n4KEnl> **How to make a band saw box.**

## FAVORITE TOOLS

**Jerry Harmsen** brought his "center finder", He says it's a lazy man's way to find the centers on pieces of wood or pen bank without all the arithmetic. He made it some 30 years ago, Just saw a couple of similar tools commercially made.



**Denis Muras** showed his favorite tool, the Inkra measurement system. The small 4" incremental tool stays on his bench. The system includes rulers that can step off to as small as 1/64" increments. He showed a 12" ruler with a guide, an edge rule, and a 12" flexible ruler. Also, as part of the system, was a protractor and a layout tool that had two guides. More information about the Inkra system can be found at <http://www.inkra.com>.



# APRIL SHOW AND TELL

## PRESENTERS

1. **D.L. Dickey**—Trinket Box
2. **Sid Hockens**—Blanket Chest
3. **Lon Kelley**—Toy Cars
4. **Ron Kuening**—Gothic Bird Houses
5. **Tim Shaunty**—Backgammon
6. **Chuck Meeder**—Brushes and Toy Plane
7. **Denis Muras**—Favorite Tool
8. **Steve Wavro**—Anniversary Cross
9. **Bob Wink**—Tramp Art Mobiles

Ron Kuening built one birdhouse for his granddaughter's birthday but sold it to his neighbor. Now he's on a roll building birdhouses: deer, cowboy, and others, from Winfield designs. Made from old cedar fencing from Andy Anderson, they will be allowed to weather naturally. Ron included air holes at the top for circulation; no perch to discourage intruders; and the inside hole has rough edges so the babies can get out.

Ahhh, all the comforts of home, although they'd scare ya to death after sundown!



**Steve Wavro** scrollsawed this anniversary cross of Baltic birch and walnut for his friends' 40th anniversary. Details are the wedding bells, doves, tree of life, rings and the couple dancing together through life.



**D.L. Dickey** made this box. He said that it was so ugly he just had to build it. The pattern used 27 pieces. The woods were some maple and some "whatever". It's really a beautiful box after all!




**Lon Kelley** went dumpster diving and found scraps he cut into 6" blocks and turned into these wonderful cars. Each car used 9 blocks that he stacked and then sawed all at the same time. The truck beds are hot-glued on. Let's see, fast wheels and hot beds!



**Tim Shaunty** deftly crafted this backgammon of lacewood, yellow heart, red heart, and walnut. He used a lot of scrap wood: forty-eight, one-inch pieces glued onto a thin plywood backing. He still had room for a decorative strip down the center. Tim's son gets the game for his 5<sup>th</sup> wedding anniversary.

**Sid Hockens** presented a slide show of a blanket chest that he crafted. Soft maple makes up the exterior framed in walnut with floating panels, a false floor and aromatic cedar inside the chest controls moths and other undesirable bugs. It's finished with 12 coats of brushed on shellac but has no paint on the inside which would mask the cedar aroma.



# APRIL SHOW AND TELL


**Chuck Meeder** made this biplane out of oak, maple, walnut, and the wheels are pecan. He also made these brushes with bristles purchased at Rockler. The handles are turned curly maple and black palm scrap. The bristles are anchored with epoxy glue down in the base like a plug. So, *now where is the shaving mug to go with them?*




**Bob Wink** brought another group of tramp art mobiles. I imagine his mind whirling around like these mobiles casting off idea after idea! But he turned his stash of white pine and cedar into some fanciful works then sprayed them with an Early American Min Wax. Is there no end to Bob's creativity?



Well, it looks like Bob keeps his creative juices flowing by dreaming up ways to persecute **Gary Rowen!!** Bob's devilish mind created this Lucifer look-a-like for Gary, but when he donned the headpiece horns, he just had to dance to that devil! So, *okay, Bob, what's next?*



**Lon Kelley** brought a slide program of the step stools he makes for Texas Childrens Hospital. These stools are so very welcome when the little ones have to climb up onto those big hospital machines. Lon is asking if any members would like to help make those step stools. The more he makes, the more uses they find for the stools. The stools are light weight, colorful, and have an opening to a storage space inside. So if you're interested in helping make these stools, see Lon.



## SHARE YOUR PROJECT AT SHOW AND TELL!

### HOW SWEET IT IS!

New members, Jack and Janice Jucker, brought an opportunity to club members. Their company, Three Brothers Bakery (voted Best Pie in America), needs boxes for their scrumptious pies—many boxes! This would be a fundraiser for the club. Initial order would be 1,000 boxes. They'll even add the WWCH logo to the box with the tag, "Made with Love" or "Made in Texas". It's still in the discussion phase, so if you have comments or can commit to help make the boxes, let us know. To sweeten the deal, they've promised a tray of Danish pastries for the club! So who can refuse?



### MEMBERS, PLEASE CONTRIBUTE TO YOUR NEWSLETTER.

I'd love to have input and information from you to enhance the newsletter.

Much from websites is copyrighted and can't be reprinted or copied, so I'm starting a **SITE TO SEE** column, where I can post the website address and what it's about so you can follow the link yourselves. So tell me your best! Whether it's a how to, a woodworking history, or a YouTube site, you're my scouts, so share what you find.

Send it to [sayjoyce@hotmail.com](mailto:sayjoyce@hotmail.com)

## GATHERING OF THE GUILDS

WWCH has always been a part of the Houston Center for Contemporary Craft's Gathering of the Guilds. Growth and popularity of this event has resulted in changes being made this year.

There will be **four Gathering of the Guilds on four different dates** in conjunction with open museums within "zones" throughout the museum district. So four different dates, different museums, and different Guilds on each date.

**We will be notified which date WWCH will be set.** Meanwhile, attend as many of the Museum Days as you can to see your favorite. Take the family!

The first date (zone 2) is April 27<sup>th</sup> at 10 am. Other dates will be announced as scheduled. See the HCCC website: <http://www.crafthouston.org/events/> for more information.

## AWFS Show in Las Vegas

Plans are still underway for the trip to the Las Vegas Show. Andy and Denis Muras are taking names to ride along, or caravan. They are open for suggestions for sites to visit along the route.



## THE WONDER OF WOODS

In October of 2005, 292 five year old, 6 foot 6 inch to almost 10 foot tall cultivated **Wollemi Pine trees** from the Royal Botanic Gardens in Sydney Australia, were auctioned off by Sotheby's Auction House, selling from \$2000 - \$7000 each, with one bidder paying \$115,000 for a set of trees. The auction took in \$1.17 million.

The bark of the **Cork Oak** is used to produce cork wine stoppers and flooring. The species grows in Northwest Africa and Southwest Europe with Algeria, Morocco, Portugal and Spain, manufacturing the majority of the world's supply.

The **Fortingall Yew** in Glen Lyon, Perthshire, Scotland, might be as much as 9000 years old. The usual way of calculating a trees age by counting the annual rings in the trunk or by carbon dating, are not accurate when it comes to Yews because a Yews trunk tends to hollow with age, while it continues to grow by rooting its branches and wrapping them around itself. There is even documentation of the formation of aerial roots growing inside the hollow trunk. Another reason are Yews have been known to stop growing for long periods of time, {documented 325 years}, thus having no growth rings for that period.

John White's method of estimating a tree's age is by measuring its trunk circumference approximately 5 feet from ground level. He had access to and studied more than 100,000 tree measurements and multitudes of growth ring patterns from broken or cutoff stumps and concluded that growth rings are closer together on the outside portion of the stump. His technique shows that trees grow at different rates in the three phases of their lifetime, Formative, Middle Age and Senescence (Old Age). With the evidence he has compiled, tables of expected growth, relative to trunk size have been made for numerous common trees.

There are two types of trees that it is impossible to tell how old they are by counting their growth rings. Trees produce growth rings because of the distinguishable temperature changes that occur over a yearly cycle causing their growth to slow down and speed up.

Trees in certain tropical regions that have a consistent year round climate where growth is ongoing do not form pronounced growth rings. Trees that are endogenous, the majorities of which are some specie of Palm trees, grow by adding new material inwards therefore do not produce growth rings.

The lightest American wood is **Corkwood Florida**, native to the southeastern United States especially Florida. Its average weight/density/specific gravity is .21.

**THIS IS IT! DON'T MISS IT!**  
**THIS IS THE WEEKEND FOR THE TEXAS WOODWORKING SHOW!**  
 Friday, April 12 through Sunday, April 14, 2013  
 Pasadena Convention Center

If you can volunteer to work a shift at the ticket sales/admissions, contact Steve Procter or Tim Shaunty.  
 Volunteers receive a free pass to the 3 day show.

Friday and Saturday	10:00am – 2:00pm, or 2:00pm – 7:00pm	3 volunteers needed each shift
Sunday	11:00am – 3:00pm, or 3:00pm – 5:00pm	3 volunteers needed each shift

**Tradeshow Exhibits**

Tools  
 Equipment  
 Supplies  
 New Products  
 Give-Aways

**Educational Components**

Seminars  
 Demonstrations  
 Questions and Answers  
 Expert Sessions  
 Including Paul Moore,  
 the Crazy Canadian

**Marketplace**

Crafts for Sale  
 Wide variety of  
 Hand made items  
 by  
 Craftsmen and Women

**Student Competition**

Individual  
 and Team Projects  
 from Houston Area Schools  
 Vote for your favorite!

Hear Tim Shaunty's  
 Interview on WWCH and the  
 Texas Woodworkers Shows  
 on Home Show Radio  
<http://homeshowradio.com>

**Seminars**

Band Saw Table Saw Scroll Saw  
 Router Basic Turning  
 Joinery Finishing  
 Table and Chair Legs  
 Reclamation/Repurpose



I N N O V A T I O N



**Round-Top Beer Tap Finial, Silver**  
 44645 ..... Only \$4.99  
**"Tulip" Beer Tap Ferrule, Silver**  
 45824 ..... Only \$4.99  
**Oval Beer Tap Label Shield, Silver**  
 46389 ..... Only \$4.99

**"Top Hat" Beer Tap Finial, Silver**  
 49691 ..... Only \$4.99  
**Tapered Beer Tap Ferrule, Silver**  
 46325 ..... Only \$4.99

**Round Beer Tap Label Finial, Silver**  
 44088 ..... Only \$8.99  
**Maple Beer Bottle Wood Handle**  
 48813 ..... Only \$14.99



Create with Confidence™

**National Woodworking Month Sale thru 4/26/13**  
 3265 Southwest Fwy. • Houston, TX 77027 • (713) 622-6567 • Rockler30.com  
 Store Hours: M-F 9 am-7 pm • Sat 9 am-6 pm Sun 11 am-4 pm

# Woodworkers Club of Houston

782 Maler Rd.  
Sealy, TX 77474

## NEXT MEETING

**April 13, 2013**

9AM TO 11:30AM  
PASADENA CONVENTION CENTER  
Pasadena, Texas

**Speaker:**  
**Paul Moore, the Crazy Canadian**

CONTACT US

**We're on the web!**

[www.facebook.com/pages/  
Woodworkers-Club-of-Houston](http://www.facebook.com/pages/Woodworkers-Club-of-Houston)  
[wwch@wwch.org](mailto:wwch@wwch.org)

## WWCH BOARD OF DIRECTORS

### OFFICERS

President	Steve Procter
Vice President	David Garcia
Acting Secretary	Chuck Meeder
Treasurer	Larry Page
Publications Director	Gary Rowen

### DIRECTORS

Jerry Harmsen • Jon Sears • Bob Wink  
Past President Andy Anderson

### COMMITTEE CHAIRS AND CLUB SERVICE PROVIDERS

Book Library	John Gay
Historian	VACANT
Members/Name Tags	Lorraine Lewis
Membership Book	Patti Page
Newsletter	Joyce Saylan
Photographer	Gary Rowen
Raffle	Don Singer
Refreshments	Dave Kissinger
Donuts	Roslyn Hager
Technology	Denis Muras
Video Library	Blaine Stokes
Web Master	Gary Rowen

## **NOTICE TO MEMBERS:**

WWCH's REGULAR APRIL MEETING WILL NOT BE HELD AT BAYLAND COMMUNITY CENTER.

THE MEETING WILL BE HELD AT THE PASADENA CONVENTION CENTER TO ALLOW MEMBERS TO ENJOY THE WOODWORKING SHOW.

THE FORMAT OF THE REGULAR MEETING WILL NOT CHANGE.

WE WILL HAVE A SPEAKER: THE CRAZY CANADIAN, AND SHOW AND TELL.

**Members, wear your club shirts and caps! Show off your membership in WWCH!**



## **WOODWORKERS CLUB OF HOUSTON**

**SHIRTS! CAPS!**

**Get yours today!**

SHIRTS: \$22.00  
CAPS: \$ 6.00



**Guests are always welcome at WWCH**

**Newsletter Publication** --This newsletter is designed and distributed by Joyce Saylan. Send content or questions by email to [sayjoyce@hotmail.com](mailto:sayjoyce@hotmail.com).

### WWCH PURPOSE

The Woodworkers Club of Houston is a group of men and women of all ages and skill levels who promote, educate, and share the craft of woodworking. The club meets the second Saturday of every month from 9-11:30 at Bayland Community Center, 6400 Bissonnet at Hillcroft. Guests are always welcome at no charge. Membership dues are \$36 per year, or about the price of one good clamp!