

Woodworkers Club of Houston

November 2004 • Volume 20, No. 11 • www.wwch.org

**Members bring their appetites to the
WWCH Annual BarBeCue.**





Photo by Bill White



Many thanks for a successful BBQ.

By Ken Kooser, BBQ Committee Chairman

The 2004 Woodworkers Club of Houston's fall outing is in the history books. We had a record attendance, excellent weather, a fine auction (including a couple of surprises) and one heck of a drawing. And as the headline says there are thank you's to go around. First thanks to God for the beautiful day, with rains the past two years this day more than made up for our previous disappointments.



Your Club Board of Directors deserves thanks for including events for the women and kids making the picnic more inclusive. An extra big thanks to our own Jamie Powers (page one photo), for cooking us a great meal. Thanks to our servers who gave of themselves to help the club. Your club president, James Robertson ran the ever-popular belt sander races. I could tell by the crowd and the excitement and cheers it generated that it was a big success. Thanks also to our newsletter editor Bill White and our Club Secretary, Gary Rowen for taking pictures.

One surprise that your picnic chairman did not expect was the pickup truck load of tools and equipment donated by long time member Bill Baker. We missed Bill and Mrs. Baker as both are laid up with injuries. Get Well Soon! The second surprise was the return of Alan Bachrach to conduct the auctions.

Many voted approval of our prize table by buying raffle tickets: over \$500 worth! There were over 70 items for the raffle. Then Walter Mason brought the remainder of the Zinsser Shellac product they so generously donated, \$50.00 gift certificates from Houston Hardwood and a power tool from Circle Saw. Buddy Grant also donated some books.

It is my pleasure to recognize several companies who donated great prizes: Woodline of Arizona sent router bits, Zinsser shellac, Linden Publishing books, Grizzly Tools, Air Products, Wilkie Machine, Steve LeGrue of The Cutting Edge, Max Quenon of Rockler Hardware. At the IWF04 show in Atlanta, I visited with Mr. Robin Lee (President of Lee Valley) at his booth and when the UPS truck came with many dollars worth of prizes for the Club, I really had fun.

We fed nearly 140 people, had over a hundred raffle winners and relocated several tools from member to member. Final results, dollar-wise are not in but I'm sure we did all right. After three years of coordinating the picnic I'm proud to step down from the lead role. Many thanks to all.





SmartLift DIGITAL™

**THE WORLD'S FIRST DIGITAL
DIRECT-DRIVE ROUTER LIFT!**



- No Belts
- No Pulleys
- No Chains
- No Sprockets


PERFECTLY ENGINEERED FOR PRECISION PERFORMANCE

The three most common complaints with existing Router Lifts are: Backlash, the fact that moving parts are exposed to sawdust & the frustration over making bit height adjustments. That all ends now!

Introducing the SmartLift Digital from Jointech. The world's first and ONLY Digital Direct-Drive Router Lift.

The SmartLift Digital's Direct-Drive design uses a Patent Pending continuously self-adjusting anti-backlash mechanism that eliminates backlash now and forever. All of the moving parts of the SmartLift Digital's gear-to-gear-to-gear Direct-Drive system are enclosed inside of the Router Carriage Assembly thus eliminating sawdust from "gumming up the works". And with a precision Digital Absolute Encoder attached directly to the Router Carriage Assembly, every ounce of bit height adjustment is displayed in the digital display located on the lift's top plate in your choice of inches to .001" or millimeters to .01.

Imagine...No more backlash...No more gummed-up lifting mechanisms...No more guesswork when adjusting or repeating a bit height adjustment. Well, stop imagining...it's here...The SmartLift Digital. But then, what would you expect from the company that has been making precision and quality a part of woodworking for nearly 20 years? Call now to get your SmartLift Digital.



Also available without Digital Encoder.


SETTING THE STANDARD ONCE AGAIN!

CALL NOW FOR SPECIAL INTRODUCTORY OFFER!

1-800-619-1288

Manufactured by:


JOINTECH®
Ultra-Precision Woodworking Tools



Three precision S.S. leadscrews provide unparalleled stability & accuracy to .001".

Jointech is a registered trademark of Jointech, Inc. Patent Pending on SmartLift Digital.






10-3





Should this be a Tradition?

By: Vicki Lynn Kooser

It has been my pleasure for the last three years to work with the Woodworkers Club of Houston developing a more family involved fall barbeque/picnic event. I have met different parts of the member's families over the years, usually while I'm waiting for my member. The first year we had a quiz or puzzle for the ladies and I only needed ten prizes. This year we gave away twenty-five. Yes, the fix may be in, as just about every participant wins a prize. This is just a little thank you to them from the club. Next year I will be more than happy to advise and guide the next Ladies Event/Program person. Thanks for the good time.

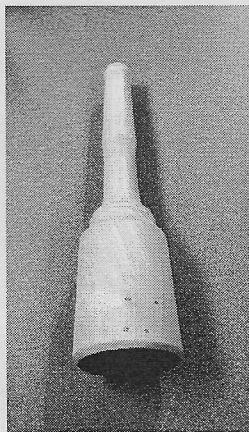





October projects





Walter Mason shows club members his scroll sawed Victorian house of Baltic birch on a walnut back. Walter took about eight hours to complete the project.

Dan Shaklovitz built this high chair out of white oak. A friend of Dan's crafted the the intarsia teddy bear that graces the back. Because of the numerous angles required in the assembly Dan constructed a special jig. The chair is finished with Bartleys natural clear gel.





Brian Honey explains how he turned his mallet of cedar elm.




This traditional bookcase of mahogany was crafted by **Steve Procter**. Steve also showed us jigs that he used to cut the curved molding using custom manufactured cutters in a mold machine. The inside arch is of bent plywood. Steve pointed out that traditional furniture requires a certain amount of fluting or "fancy" edges.


Denis Muras holds a toy airplane that he made.



Eddy Arnold explained that this coffee table top rests on eight 1/8 inch pieces of plywood glued together to form curved legs. This table is a prototype.



Ken Kooser holds the top to the Hoosier table, a table that can be either a stool or a table. Ken also showed club members his toothpick holder of redwood and his dust collector.



Current Work photos & text by Gary Rowen

It's that time of year again: We're collecting dues.

Dues are due soon. According to our By Laws: "Dues are payable in January for the entire year. Courtesy membership is granted until the March meeting." It has been the Club's practice to reward early dues paying. One year each paying member was given a "free" raffle ticket. This year we may give an extra door prize ticket for early dues paying. Don't miss the November 13th meeting to see what might happen.

MESQUITE ART FESTIVAL

Ridg Gilmer sends in this report.

I happened to be in Fredericksburg for the annual Mesquite Art Festival, the second weekend in October. There were over 50 professional artists and woodworkers, displaying their products for sale and more than willing to discuss tools, techniques and sources. Many of the displays were outstanding examples of woodworking skill and beautifully finished pieces of mesquite furniture and art.

The annual festival is sponsored by the Texas Mesquite Association, (TMA) based in Fredericksburg, and available on their web site at www.texasmesquiteassn.org. They are a non-profit educational organization and also sponsor a two-day woodworking seminar each spring "to demonstrate specific techniques unique to working with mesquite".

Among many special pieces, you band saw fans would have enjoyed seeing a group of mesquite log jewelry boxes. After using a chain saw to flatten one side, the artist, Tom Marschall, used his band saw to cut through the log with bark intact and then fashion hollowed out jewelry boxes - quite original! Other woodworker artists offered truly professional grade items - this is what they do for a living and some of their work is amazing.

There will be a **2nd Annual Texas Mesquite Art Festival**, held at Fort Concho, San Angelo on April 15-17, 2005. This also is sponsored by the TMA and will feature selections of mesquite art, sculpture, furniture, jewelry, turnings, gifts and musical instruments. This should provide WWCH members who work in Mesquite an opportunity to participate and show their work. Log onto www.texasmesquiteassn.org for more information.

Welcome new members

Let's welcome the following new members to WWCH. September: **Glen Crosby** and **Brian Gastineau**. The October meeting added: **John J McGeough**, **David Meadows** and **Acie J. Jefferson Jr.**


TEXAS FURNITURE MAKERS SHOW

Thanks to Marcus Brun for passing along the following information.

The Fifth Annual Texas Furniture Makers Show is going on in Kerrville from November 26 through January 2, 2005. This event, sponsored by the Kerr Arts & Cultural Center, is heavily advertised and is gaining in popularity every year. This is a juried show so the exhibits should be of a high caliber. This years judges are David J. Marks from Santa Rosa, CA, Curtis Whittington from Boerne, TX and M. Robbins Black ASID/IIDA from San Antonio, TX. All of these judges bring outstanding credentials to the Show and will be responsible for the overall exhibit selections.

This should be a great opportunity for Club members who want to further their furniture making inspiration and education to attend a high-caliber show. Put your heads together at the November meeting and discuss car pools and logistics. For more information call 800. 677. 9477 or log onto their web site at www.kacckerrville.com.


Editors note: Your newsletter editor is grateful for the participation of WWCH members. If you have information for the newsletter please see Bill White at a monthly meeting or call him at 713. 524. 8768 or e-mail him at bwhite444@houston.rr.com. All members benefit when our newsletters have better content. Thanks, BW



Marcus Brun receives last month's door prize from Jim Robertson.

Club Contacts

- Jim Robertson, *President* [REDACTED]
- Walter Mason, *Vice-President* [REDACTED]
- Gary Rowen, *Secretary* [REDACTED]
- Al Morrow, *Treasurer* [REDACTED]
- Ken Kooser, *Director* [REDACTED]
- Paul Koury, *Director* [REDACTED]
- Tom Matkin, *Director* [REDACTED]
- Mike Kelly, *Director* [REDACTED]
- Gary Rowen, *Webmaster* [REDACTED]
- Joe Edelen, *Name Tags* [REDACTED]
- John Gay, *Book Library* [REDACTED]
- Blaine Stokes, *Video Library* [REDACTED]
- Loretta Buckley, Bill Hochmuth, *Coffee Committee*
- Bill White, *Communications Director and Newsletter Editor* [REDACTED]



Brandle's Sawmill

Rough Sawn Pine and Hardwoods

Custom Sawing

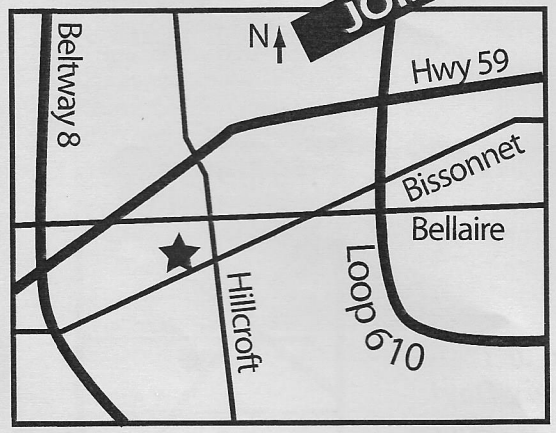
Logs up to 33" X 24'

13868 Lakeland Drive
Montgomery, TX
77356
936. 597.4575
(Call for Directions)


WWCH Monthly Meeting

Second Saturday of every month
We open the doors at 8:30am, program starts at 9:00 and winds up by 11:30am.

Bayland Community Center
6400 Bissonnet
Houston, TX 77074



Woodworkers Club of Houston Membership Application



A WWCH Membership is a chance to learn about woodworking, visit with other woodworkers and see some fabulous projects. Your membership includes a monthly newsletter, access to our video and book library, invitation to field trips and occasionally we collectively buy tools at discounted prices. Considering the cost it's a genuine bargain. So, cut out this application, include a check for \$24.00 yearly membership and mail it to the address below. And join us once a month for a good time.

Name _____

Address _____

City _____ State _____ ZIP _____

Phone () _____


\$24⁰⁰ A bargain!

Mail To:
WWCH Membership
502 Aurora
Houston, TX 77008

9

Woodworkers Club of Houston

11319 Atwell Drive
Houston, Texas 77035




MARK YOUR CALENDARS:



**WWCH Monthly Meeting:
November 13**

- Election of Officers
- Program: Greg Long on Making Windsor Chairs.

**Next Monthly Meeting:
December 11**



Woodworkers Club of Houston • www.wwch.org • Meeting Second Saturday of Every Month

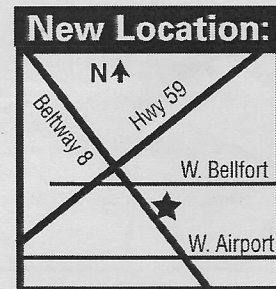
The Cutting Edge offers only the finest woodworking tools and supplies.

Come visit and see our new and expanded store. We've kept all the best lines of supplies and equipment and added lumber and a few other surprises. We're still committed to providing the best sales and service in the Houston area. You won't be disappointed.


- Woodworking Machinery
- Turning Tools and Supplies
- Carving Tools
- English Hand Tools
- Japanese Hand Tools
- Lumber from around the world
- Monthly Woodworking Classes



See our web site for our monthly list of classes and much more:
www.cuttingedgetools.com



11760 S. Sam Houston Pkwy W.
713. 981. 9228



**Best Prices on JET
Machinery Every Day!
Authorized JET Service
Center**

6215