

# Woodworkers Club

## OF HOUSTON

VOL 10, No. 11

NOVEMBER, 1994

### Officers

Sharon Buckley - President 944-6739  
Art Chester - Vice President 469-1990  
Steve Procter - Sec./Treasurer 728-1459

### Board of Directors

Andy Anderson - 723-1030  
Bud Froelich - 859-6620  
Jimmie Harp - 664-4906  
Don Richardson - 661-1365  
Joe Wainright - 666-8474

Sharon Buckley - Newsletter Editor 944-6739

### OCTOBER MEETING

Our guest speaker was Lawrence Cudd of Finishers Supply. Lawrence showed us some brushes and graining tools that were 75 to 150 years old. The graining tools were made in England up till 1890 when they quit making them but Lawrence says that you can still make your own. Using this tool and a china bristle brush you can create any grain and make any wood into what ever species of wood you want, turn pine into walnut.

When Lawrence retired he did not quit working he just quit charging for it. He is in the process of creating a non-profit corporation to preserve the craft, by offering workshops and classes, to teach people how to work safely and be enviromentally safe and how to make wood beautiful. Workshops should begin March or April of 1995.

How do you get a Piano type finish using a clear finish?

The first coat is a Hard sealer, then the stain, followed by a wash coat of hard sealer (cut 5 to 1) spray but do not fill the grain. Wipe on a paste wood filler--scrub it all over using a slick glove besure there is no grit on the surface or you will scratch the wood. Using a piece of burlap bag rub the filler across the grain to remove the excess and then finish up with the grain. Wait 48 hours before applying the next coat of hard sealer, if you finish over the filler before the chemicals in the filler are not dry the oil in the paste wood filler will be pulled out by the finish and cause the finish to swell. Thin by half and apply one coat of soft sealer and sand. Never apply more than two coats of sealer a day, wait till the next day and wet sand because the chemicals in the sealer are still wet. If you don't wait thirty days later the finish will shrink and cause the grain to open up. What you want is a build up of finish--so when you look at it you will have the appearance of depth. After sanding apply a couple coats of top coat.

Leave for another week, then wet sand using 1200, 1500, 2000 grit wet/dry sandpaper. If you are not using an open pore wood you can use Rotenstone and water as a polishing technique.

Use a slow turning polisher and Jewelers polishing rouge--Do Not get it Hot or it will turn pink on you and ruin the finish --you will get the shiniest finish possible.

Lawrence prefers using a Lacquer with a polyurethane resin. He says that the water-based products are not perfected yet and does not use them. The water-based finishes to not melt back and have finish seperations.

What is the best finish to use on outside doors? Spar varnish.

What brand is a good varnish? McCloskey's makes an Heirloom varnish that is clear and will not yellow.

How good is Tung oil ? Tung Oil is great but you cannot get true Tung Oil, what you are getting is a Tung Oil finish.

Any time you buy a volatile chemical you are entitled to a safety data sheet, what that safety data sheet will do for you is to tell you what chemicals are used to make up the product, telling you what chemical was used to thin that product.

Do not use Pledge to wax your furniture because it contains Silicones. If you polish with Pledge over fresh Lacquer and place something hot on the finish you will get a hot pot ring. Trewax is a much better product to use or a Beeswax polish.

What about Deft products? Deft is OK as an undercoater but too soft as a top coat.

We would like to Thank Lawrence Cudd for sharing with us his many years of finishing knowledge and his likes and dislikes about different products.

### ELECTION OF OFFICERS FOR 1995

At the November meeting we will vote on the

new slate of officers for 1995. Nominations for the new officers are:

President: Jimmie Harp

Vice President: Saul Harris

Secretary/Treasurer: Lee Palfreyman

Board of Directors:

Andy Anderson            Art Chester

Steve Procter            Don Richardson

Newsletter Editor: Walt Turpening

#### FIELD TRIP

Tom Talasek has arranged for a Field Trip to a Sawmill Saturday November 19, 1995 at 10:00 A. M. in New Ulm, Tex. There will be some Pine, Oak, Pecan and Cedar, rough cut and green available for purchase. MAPS WILL BE AVAILABLE AT THE NOVEMBER MEETING.

#### DECEMBER DINNER MEETING

We have got an extension on the Deadline for the Dinner. If you would like to come the Deadline is now November 28th, 1994. As we reported last month, Fellowship starts at 7:00 P.M.--Dinner at 8:00P.M. and after Dinner Show and Tell with awards. Dinner will be Caesar Salad, Roast Beef, Green Beans, Oven Roasted Potatoes Parmesan, Cherry Cobbler, Coffee and Ice Tea. Cost \$22.00 per person.

We hope that you will all attend and bring those Show and Tell items.

#### FUTURE PROGRAMS

December--Greg Gibbs of Hardwood Products will speak on plywood products and the new grading rules. The company offers club members a 5% discount off of the contractors price. He is also donating a \$25.00 gift certificate for any of the products that they sell.

January---Jim Schmidt of 3M will tell us about a new adhesive that sets in 20 seconds and about some of their other products. 3M is also donating a \$100.00 gift certificate for any of the products that they sell.

#### FEATURE PROJECT--Sitting and Climbing

Zatis Murphy make a Shaker Style step stool for his wife but was not pleased with the design as it related to a Safety standpoint. He then made another stool with safety in mind, the step was wider and was a single step, made out of Oak with a Watco finish.

Leonard Elkholtm designed a safer stool after he had an accident while using a step stool. If you angle the legs a 104 Degrees so that the leg footprint is wider at the bottom than the step it will not turn over.

Bill Baker made a folding stool. He used Pine so that the stool would be lite weight to carry around.

Dooley George made a stool for nursing mothers, so they could rest their feet on. Made from A-1 bowling alley Maple, Dooley left the grooves in the Maple as a design element. Finished with a Wax finish.

#### FEATURE PROJECT FOR NOVEMBER

Hanging Stuff--Hat Racks, Quilt Racks, Towel racks, etc. Anything that you can hang.

#### SHOW AND TELL

Bill Hochmuth made two Music Boxes one with a Hummingbird inlay and one with a Rose inlay.

Ken Wallis without plans made a Walnut Chest with Raised Panels on the sides and used the same bit on the drawers.

Larry Barnes made a taper jig so that he could make tapered legs safely.

Dan Shaklovitz made a Rocking Chair out of Bowling Alley Maple, finished with Bartley's.

#### PRESIDENT'S CORNER

BY SHARON BUCKLEY

We finally received the Fine Woodworking Magazines companion videotapes and they will be available to be checked out at the November meeting. Chuck Maxwell has copied the eight tapes onto a single tape--we will have four videotapes of these available for check out.

I would like to thank Ken Wallis for a great How to segment on How to Make Tambour Doors. His style of door is not the flimsy door that you find on factory made roll top desks.

Thanks again Ken for a great lesson in Tambour Doors.

We have received an extension on the deadline for the December Dinner and I hope that a lot of you will attend and bring in those Show and Tell projects. Its not to late to make something for the Dinner.

Also don't forget to make those Toys for the Kids for Christmas. You can make one or many--but please lets all make something. Look in that scrap box ---toys can be small large --simple or elaborate. The weather has cooled off some and it is very nice right now to get out and work in your shop.

November's Raffle will be for:

1. Makita Cordless Drill
2. 16 piece Forstner Bit Set 1/4" thru 2 1/8" multispur Bit set with 3/8" shank in a Wooden Box.
3. 3--4" Record C-Clamps made in England
4. Black and Decker Cordless Screwdriver.

Tickets will be \$2.00 each.

#### NOVEMBER MEETING

WHEN: NOVEMBER 12TH, 1994 9:00 A. M.

WHERE: BAYLAND COMMUNITY CENTER  
ON BISSONNET AT HILLCROFT

PROGRAM: Kerry Kale of Makita Tools will be telling us about the new tools that are now available and will answer any questions about the Makita line. He will also bring with him the Makita van full of Makita tools. If you would like to see a particular tool --this will be available after the meeting in the parking lot.

Makita is also donating a 6041DW cordless drill.

Pasadena Industrial Presents *Our Fall '94*


# Power & Hand Tool Show

## Dec. 2, 3 & 4

Free Hot Dogs  
Drinks  
Lots of Door Prizes!

Fri 12 - 5:30 Sat 8:30 - 5:30 Sun 12 - 5:30

Just Tell em "Johnny Sent Me!"  
222 West Pasadena Freeway, Pasadena Texas 77536 472-5588



# 686-6176

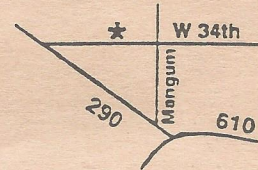
FAX: 686-3217

4910 West 34th St, Houston, Texas 77092  
Hours: M-F 7:30-5:00 SAT 8:30-12:30

### DOMESTIC & IMPORTED HARDWOODS

Ash, Aspen, Basswood, Birch, Aromatic Cedar, Cherry, Cypress, Lacewood, Mahogany, Maple, Oak, Padouk, Pecan, Poplar, Purpleheart, Redwood, Sycamore, Teak, Walnut and more.

- \*Quality Domestic & Imported Plywood (Interior & Marine)
- \*Edgebanding & Veneer
- \*Butcher Block Tops
- \*MDF & Melamine
- \*Moulding
- \*PERSONAL SERVICE
- \*PROMPT DELIVERY
- \*ON-SITE CUSTOM MILLING

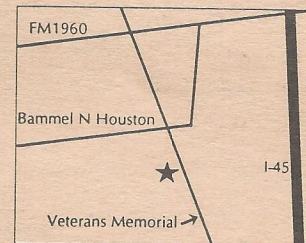


## AUSTIN HARDWOODS

13001 Veterans Memorial Dr #408

- Rare Exotics - over 80 species in stock
- Turning Stock / Veneers / Dowels
- Flooring / Moldings / Plywoods
- Finishing Supplies
- Millwork & Woodwork available including Custom Profiles
- Custom Knife Grinding Services
- Project Hardware

2/95



# 440-0764



# WOODCRAFT®

Woodworking Tools • Books • Supplies  
Since 1928

Woodcraft offers over 4,500 of the finest woodworking tools, books, supplies, cabinetry hardware, and wood available in the world today! We are committed to woodworkers of every skill level, from beginners to professionals, and every discipline, from carving to woodturning and fine cabinetry! Ask about our classes and demos next time you're in our neighborhood! We are an authorized dealer for Shopsmith, Delta, Porter Cable, Bosch, Record Marples and many more favorite, top quality brands!

Northbrook Shopping Center • 5360 West 34th Street • Houston, TX 77092 • 713-681-5200

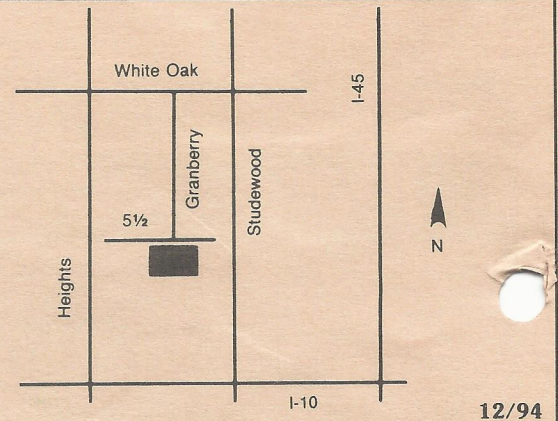
**EXCLUSIVE U.S.A.  
DISTRIBUTOR  
SWISS MADE  
CARVING TOOLS**

# HARDWOOD LUMBER CO.

700 E. 51/2 St. (In The Heights)  
Houston, Texas 77007  
(713) 862-6628  
Hours: M-F 7:30-5:00, Sat. 8:30-1:30

We stock over 65 species of lumber including  
hard to find exotics!

**Also:** Plywood, Veneer, Moulding, Formica,  
Custom Milling, Woodworking Tools, Books, etc.




## Send Today for the Most Complete Catalog Selection of Woodworking Supplies

Please Enclose \$1.00 (3rd class) or \$2.00 (1st class)

Name \_\_\_\_\_  
Address \_\_\_\_\_  
City \_\_\_\_\_ State \_\_\_\_\_ Zip \_\_\_\_\_

*Orders Shipped Within 48 Hours*

7/95



21801 Industrial Blvd., Rogers, MN 55374

PRINTED BY SPEEDY PRINTING SERVICE OF TEXAS 3433 WEST ALABAMA, SUITE C • HOUSTON, TEXAS 77027 • 713-877-8466

Woodworkers Club of Houston  
P.O. Box 34481  
Houston, Tx 77234

