

Woodworkers Club *of Houston*

Volume 35 Issue 5

May 2019

Inside this Issue

WWCH Calendar	p. 1
New Members	p. 1
President's Message	p. 1
Splinter Groups	p. 2
WWCH Shirts	p. 2
April Program Recap	p. 2
Show and Tell.....	p. 3-5
Odds & Ends	p. 5
Vendor Ad	p. 6
WWCH General Information	p. 6

WWCH Calendar

2 May	Furniture Splinter Group
11 May	Monthly Meeting
14 May	CNC Splinter Group
26 May ..	Hand Tool Splinter Group
6 Jun	Furniture Splinter Group
8 Jun	Monthly Meeting
27 Jul ...	Scroll Saw Splinter Group

Monthly Raffle



**Get your ticket at
the meeting!**

New Members

Welcome to WWCH

Andy Tofuri Bob Chenoweth

Minh Nguyen Erik Ceppi

Bernard Bynum Leigh Steinke

We are happy to have you

MESSAGE FROM THE PRESIDENT

In April, I had the experience of hosting a shop crawl for the first time. Thanks to everyone who came by to visit, and I really enjoyed spending time with each of you. The only problem is, I wish I could have visited George's and David's shops, too! I hope everyone who visited one or more of the member shops gained as much insight or "ah-ha" ideas as I have always gotten from visiting other members' shops.

We are closing in on being able to announce the speaker for our July seminar meeting, and I think you will really enjoy our guest. We should have everything finalized by the time you are reading this, and we will contact the membership with details as soon as the deal is done.

For the past couple of months, we have been discussing the prospects of going back to one of the club's earlier practices – facilitating small teaching seminars by our members for the members. In this process, members with a skill to share can teach a class to a limited (5 or 6) number of students in the technique the teacher feels comfortable teaching. Your skill might be as simple as how to sharpen a chisel, to how to create inlay or stringing on your projects. Remember, you don't have to be a Master Woodworker to share the information and skills that you have gained. And there is no better way to further your own learning than to teach someone else what you have to share. A few members have reached out to offer to teach these small classes, but I suspect there are more of you who have a lot to share with us.

So, we will have sign-up forms at next month's general meeting and also available through the web site. The forms will include blanks for all of the important information: who will teach the class; what the class subject is; when the class will be available; where the class would be held (what part of town); and the cost per student. Further details can be worked out later. We simply need to verify that there is enough interest in this knowledge sharing exercise to get it up and running.

Another question for you is this – what would you like to see us doing different? What activity or learning experience would you

[CONTINUED ON PAGE 2]

Splinter Groups

CNC Router Splinter Group: Bill Teague has stepped up to host the CNC Router Splinter Group. The next meeting will be on Tuesday, May 14 at 7:00 pm in his workshop behind his house in West University Place. Bill says if you arrive early, come on in.

For information contact Bill at wateague@gmail.com.

Hand Tool Splinter Group: The Hand Tool Splinter Group meets on the fourth Sunday of each month at Mark Bolinger's garage in Sugar Land near Hwy 6 and 90A. Email is the primary tool for schedule announcements; it will be used to communicate any changes or cancellations.

Email Mark for directions or details at marksmithb@windstream.net

Toy Splinter Group: Toy Splinter Group: Currently all toys are constructed by individual members for donation to area children's' charities. "Toy of the Month" plans and critical parts can be picked up at the WWCH monthly meetings.

For more information contact John Lastrapes, jlastrapes@entouch.net.

Scroll Saw Splinter Group: Scroll Saw Splinter Group will meet July 27, 2019, 9:30 AM, Woodcraft South (Betlway 8). Topic of discussion TBA here. Bring your Show-N-Tell items and lots of questions for Problems-N-Solutions.

For more information contact Norm Nichols at 281-491-3220 or Denis Muras at 713-876-0087.

Furniture and Finishing Splinter Group: The splinter group will meet Thursday, 2 May. The meeting will be held in George Alderete's shop. Details will be sent to all registered group members soon.

For more information on the furniture splinter group, contact Ron Kirchoff kirchko@gmail.com.

Sawmill Splinter Group is for those who are cutting and milling their own lumber or are interested in doing so. We discuss sawmills and lumber.

Anyone with logs to mill or an interest in the sawmill can contact Bill Lindsey at bill_lindsey@comcast.net.

President's Message (cont)

like the club to facilitate? What programs would you like to see? We need your input to allow us to make your club responsive to your needs and interests. Please reach out to one of the board members, or just fill in one of the suggestion slips available on the registration desk at the next club meeting.

Finally, I don't know about you, but I have really been enjoying the weather the last few weeks. It has been cool enough to work for a good while in the shop, even if one doesn't have the luxury of air-conditioning in the shop, and it has been dry enough that the wood doesn't try to crawl right out of the shop. If you have been busy creating new projects, please bring them to the May meeting for "Show-n-Tell".


Ben Tillison

WWCH President

WWCH Logo Shirts

At the April meeting it was announced that the order forms for the WWCH logo shirt that Norm Nichols coordinated would be available for download from the WWCH website. Link for the order form: www.wwch.org/shirtorderform.jpg Link for the shirt colors available: www.wwch.org/shirtcolorchart.pdf You may order your shirt or shirts directly from PK Embroidery, address on the form, or fill out the form and give it to David Janowitz at the May meeting and he will do a mass order thus saving on the shipping/handling costs. David won't know the total shipping costs until everyone has submitted their orders so you'll need to provide a credit card number to David.

April Program Recap



Our guest speaker, Joyce Lee, spoke about the capabilities and programs available at TXRX a maker-space located in downtown Houston. For more information on TXRX: <https://www.txrxlabs.org/>.

Show and Tell

PRESENTERS

Ron Kirchoff	Clock
Pat Carlson	Lazy Susan
Steve Wavro	Intarsia
Lon Kelley	Bowls
David Janowitz	Bowls
Ron Matherly	Wall Cabinet
Tom Paulley	Boxes
Richard Hash	Bowls
Ken Moughalu	Cutting Board/Tray
David Janowitz	Table Tops
George Bennett	Record Stands
Denis Muras	Toys
Fred Sandoval	Knife Jig
Bill Lindsay	End Table

Show and Tell photos & write-up submitted by Gary Rowen.

With 230 separate pieces of various woods, **Steve Wavro** used a Bruce Worthington design to create the Spring Gathering intarsia. The exception to



Steve's use of natural wood color is the light blue acrylic paint and the dark blue wood dye on poplar.



Speaking about making square holes for square pegs, **Ron Kirchoff** explained how he crafted his Arts and Crafts style clock of African mahogany and ebony. Ron finished with General Finish Arm-R-Seal.

intended for the WWCH auction in October. Lon started out making three bowls and because of problems wound up with one and a half.



Hard to work with is how **Lon Kelley** explained working with chunks of parallel strand laminated beam wood for the lathed bowls



David Janowitz showed club members two lathed bowls of cedar elm.



Using steaming techniques, a compass, pieces of Mother of Pearl and cherry wood, **Pat Carlson** crafted a lazy Susan then finished with Minwax.



Show and Tell



Using CNC equipment and only three bit changes **Ron**

Matherly made a set of stackable wine/cheese holders all from the same piece of poplar.





After recovering from Harvey, **Richard Hash** rewarded himself with a lathe for Christmas and turned three bowls of spalted ash, Osage orange, and a piece of firewood.



Ken Moughalu explained the challenge of converting strips of walnut and maple into a 3D cutting board. The breakfast tray was his own design with no assistance from YouTube and will make a nice gift for his mother.



From some unknown wood used to ship steel plates on and some crotch walnut, **Tom Paulley** crafted two boxes from a Doug Stowe design. Tom finished with Watco.



David Janowitz also showed slides of table tops he is making for friends and neighbors, and for himself, a workbench top and some miter and table saw throat plates.

Show and Tell



Proving that vinyl records haven't vanished, **Charles Bennett** made five record stands from one piece of mahogany, sold four for \$15 each and kept one for himself. The long one is made of alder.



Referencing a YouTube video **Fred Sandoval** explained how he made a unique tool for sharpening small carving knives thus creating consistent angles on the blades.



Bill Lindsey crafted two tables with wood from a mesquite tree that fell over. Although the grain is never straight, Bill stated that mesquite is stable wood and the cutoffs work great for smoking. Bill finished with Tung oil cautioning folks you have to wipe off – don't let it set.



Denis Muras crafted a couple of pull toys for his grandchildren plus some Formula One car and a jeep for the Pinewood Derby event at his church.

Odds and Ends

Please Sign In: Please remember to sign in at the monthly meeting. This allows us to get an accurate attendance which in turn gives us justification for reserving the big room for our meetings.

Silent Auction Reminder: There will be a silent auction at this year's picnic which is open to all members. It is not too early to get started on items you would like to enter.

Thanks to Shop Crawl Participants: The shop crawl held Saturday, April 13 was a big success. Thanks to the hosts George Alderete, David Janowitz, and Ben Tillison for opening their shops to members. We hope all those who attended picked up a few ideas to incorporate in their own shops.



Visit the Houston locations at:

60 FM 1960

Houston, TX 77090

281-880-0045

&

11707 W. Sam Houston Pkwy S.

Houston, TX 77031

281-988-9449

WWCH General Information

WWCH BOARD OF DIRECTORS

OFFICERS

President	Ben Tillison
Vice President	Tom Blanco
Secretary	Chuck Meeder
Treasurer	Henry Majoué
Publications Director	Ron Kirchoff
Past-President	Mark Bolinger

DIRECTORS

George Alderete, Norm Nichols,
Charles Volek

COMMITTEE CHAIRS AND CLUB SERVICE PROVIDERS

Book Library	John Gay
Donuts	Roslyn Hager
Club Logo Items	Norm Nichols
Social Media	Mark Womack
Membership Book	Patti Page
Newsletter	Ron Kirchoff
Raffle	George Alderete
Refreshments	Steve Wavro
Technology	Denis Muras
Video Library	Steve Brackney
Web Master	Gary Rowen

NEXT MEETING

Saturday May 11th, 2018

9:00 AM TO 11:30 AM

Bayland Community Center, 6400 Bissonet

Guests are always welcome at WWCH meetings!

Newsletter Publication: Do you have an announcement or item for the newsletter? Send it to Ron Kirchoff, WWCH Newsletter Editor, at kirchko@gmail.com.

We're on the web!

www.wwch.org

**Join our FacebookGroup!
Woodworkers Club of Houston**

WWCH PURPOSE: The Woodworkers Club of Houston is a group of men and women of all ages and skill levels who promote, educate, and share the craft of woodworking. The club meets the second Saturday of every month from 9-11:30 at Bayland Community Center, 6400 Bissonnet at Hillcroft. Guests are always welcome at no charge. Membership dues are \$36 per year, or about the price of one good clamp!