

Woodworkers Club of Houston

Volume 13, Number 5 May, 1997

April Meeting

The meeting was called to order by Don Richardson.

The visitors and new members were recognized.

New Business:

The Gulf Coast Woodturners Association is having a retreat on the Montgomery County Fairgrounds, May 17-18. They will have two dozen lathes set up. This is a hands on retreat with instructors to help you with your turning. It costs \$35.00 per person. If you are interested, call Lee Palfreyman.

John McCaskill is a renewing member whose name was omitted from the directory. We apologize to John for our error.

It is easiest to lose your way in the forest after it has been cut. --- Lec

Problems & Solutions:

We have a correction to last months problems and solutions.

What is the best way to apply Deft to the outside of a cedar chest?

Use a sprayer. Cut it for HVLP sprayer or spray it straight from the can with a high pressure sprayer. Do not spray the inside. This is backwards. Cut it for a high pressure sprayer. Spray it straight from the can with a HVLP sprayer. Thank you Bill for pointing this out to me.

When turning bottle stoppers on a 3/8" dowel rod, how do you keep from breaking the dowel?

Solution 1 is to turn up the speed.

Solution 2 is to make your blank a little longer and use the tailstock to steady the wood. Then carefully face the end off after removing the center.

What is the best bandsaw for general work and resawing.

A Delta or Jet 14" with a riser for resawing. Use Falcon-Auger blades for the best performance.

Program:

Tom Kennedy gave the program on Varnishing Wood. Tom is a graduate chemical engineer from Cornell University and has been woodworking from 1948. He did a program for us last year on glues and was kind enough to return and do todays program.

Tom handed out a comprehensive outline of his program. It started with preparing for the new finish and went step by step on how to strip the old finish and prepare the wood for a new finish.

Then he told us how to varnish the surface, including varnish formulas, sheens, preparation of varnish, brushes, working conditions and applications.

The next section was problems and tips. He explained how to solve the silicon problem and the oily wood problem. He told how to seal the stain

continued on page 2

Shop Safety:

Fred Jacobson reached behind the blade on his tablesaw to hold the piece down as he fed it through (he saw this on a video tape). It kicked back and he nicked his thumb on the blade. You should always use a push stick.

When routing a sign, using a 3/8" router bit, the bit came loose and the cut ended up too deep. It was recommended to check bits, especially when taking heavy cuts, to make sure they are tight. Make sure that they are not bottomed out in the collet. Buy a new collet because they will wear out.

Show & Tell:

John Hanna brought one of his intarsia works called "Feathered Friends" from a pattern by Judy Gale Roberts. It was made from 4 shades of Western red cedar and white wood with a 1/4" plywood backer. It had 118 pieces cut out with a bandsaw and a scroll saw. It took about 1 1/2 weeks to make.

Bill Baker brought a round button box. It had 18 drawers and was mounted on a turntable. It was made from red oak and the curved drawer fronts were made from white pine with an iron on veneer. He also brought the jig he made to make the drawers.

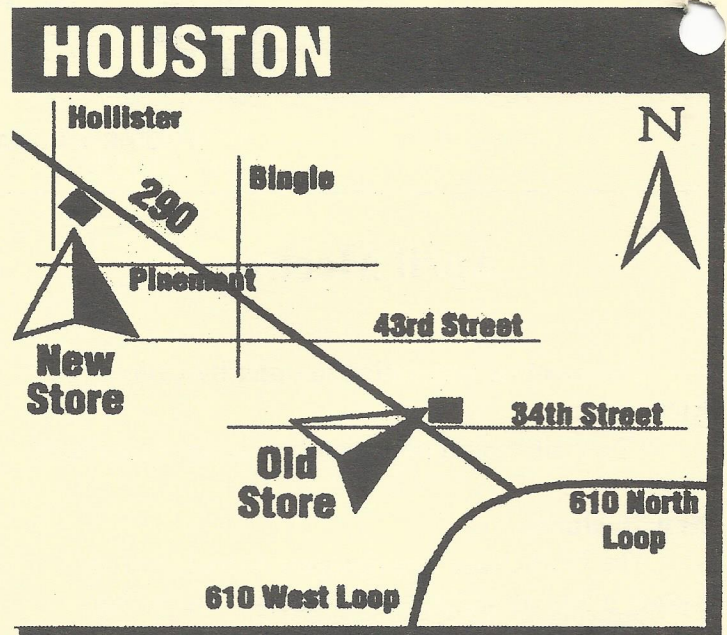
Chuck Maxwell brought an oval table made from plans in "Woodworkers Journal" Vol. 20 No. 1. (Jan.-Feb. 1996). He also showed his device for creating the ellipse to form the table top. He said he also got a book called "401 Tech Tips that shows an alternative method of drawing an oval. (Don Richardson has a computer program for making ovals that he will share with you) Chuck also showed some building blocks that Don Sloan made for his children in 1947. He and Don are planning to make some for the kids in Texas Childrens and Shriners Hospitals.

David Cobb brought a cedar chest he made using a Liegh Jig for the dovetails and a 15" belt sander. It had spiral legs that he made using a program that Walt Terpening gave him. It had brass hinges and was ready to finish.

Don Sloan made a lamp made from plans from "Wood" magazine, April 1997, Issue No. 96. He said that he followed the plans to the letter but when he went to buy the Minwax Salem Maple stain he found out that there was no such thing. He used what he thought was the closest to it and is waiting for a reply from "Wood" about their error.

Mike Turner brought two bow saws, one out of

maple and one out of walnut. He explained how he makes them without buying a kit and he has a source for the blades if you are interested.



Woodcraft is moving in early May to:

Hollister Point Center

13167 Northwest Freeway, Houston

They are also looking for a full time sales person. Salary plus benefit package. If you are interested call Brad Hartman or Sharon Buckley at (713) 681-5200

Program: *continued from page 1*

before varnishing and how to preserve left over varnish. We learned how to apply a wax coat, how to varnish over lacquer and why to keep freshly varnished pieces out of direct sunlight for about a month.

Tom then went on to tell us how to make and use a restorer to restore the finish on old pieces. The last item was how to use polyurethane varnish.

This was a great program. Tom not only donated his time, but also donated two of his reference books, "Fundamentals of Paint, Varnish, and Lacquer Technology", and "Furniture Restoration", to the library. We owe him a great big thank you, and hopefully we will have him back again.

If you missed the meeting there are extra copies of his outline in the library.

Ken Wallace made the meeting. He is still wood working, making a maple desk.

May Meeting

When: May 10, 1997 9:00 AM

Where: Bayland Community Center
on Bissonnet at Hillcroft

Program: Rene Torres
"Hardwoods"

Raffle: Items to be announced

Items Of Interest:

The Cutting Edge has "Free Saturday Tool and Technique Basics Seminars" - 11:00 am to Noon. Unlimited attendance, Free to the public.

- May 3 Table saw basics
- May 10 Sharpening basics
- May 24 Jet JPM13 Planer Moulder
- May 31 Japanese hand tools
- June 7 Milling basics
- June 14 Pen turning basics

Woodcraft has "Sawdust Sessions" on Thursday nights from 7:00 - 8:00 PM. Free to the public.

Raffle:

Brad Hartman, manager of Woodcraft Supply, donated a Sandvik scraper, a 3"x2" Inca pocket rule, an Inca Gage, a scratch awl, and a knife and hone holder.

Boyce Gahagan donated 10 Inviron pen blanks. Inviron is made from recycled paper, resin and color.

Want Ads:

Padouk, 7/8"x 1 5/16" x 6 7/8". 10 pieces for \$5, call Sharon Buckley.

5" Black and Decker bench grinder, 2 stones, wire wheel, & buffing wheel. \$20.00. Call Bill Baker.

Bench drill press, 1/2" chuck, 1/4 HP, \$50.00. Call Bill Baker.

Glue brushes, \$1 per dozen, call Saul Harris

Inviron Turning Blanks (made from recycled paper, resin and color), call Boyce Gahagan.

The Northside Splinter Group meets on the first and third Monday of each month from 7:00 - 9:00 P.M. at Jimmie Harp's shop, at 848 1/2 west 24th street. 862-7222.

We have nothing to do. The charity project is finished. Bring your plans at the next meeting and put us to work.

Thad Brown suffered a stroke on April 25. He is in Twelve Oaks Hospital and is partially paralyzed. He is expected to recover but will have to undergo therapy. Your prayers and support would be appreciated.

Official WwCH Knit Shirts can now be ordered in small quantities.

Prices are:

Small, Med., Lg., XLg.	\$24.36
XXLg.	\$25.38
XXXLg.	\$25.98
XXXXLg.	\$27.06

These shirts are embroidered, not printed.

Officers

President	Don Richardson	661-1365
Vice President	Bill Rhea	266-9412
Sec'y/Treas.	Guy Meaders	771-4875

Services

Book Library	Alan Bachrach	729-7534
Video Library	Dennis Muras	943-7745
Literature Search	Don Richardson	661-1365
Name Tags	Andy Anderson	723-1030
Coffee	Loretta Buckley	944-6739
	Bill Hochmuth	774-1733

Directors

Saul Harris	341-5373
Charles Sylvester	774-6551
Mike Turner	988-1485
Lewis Vallette	643-2014

Newsletter Editor

Bob Gilbertson 869-7081

Newsletter Distribution

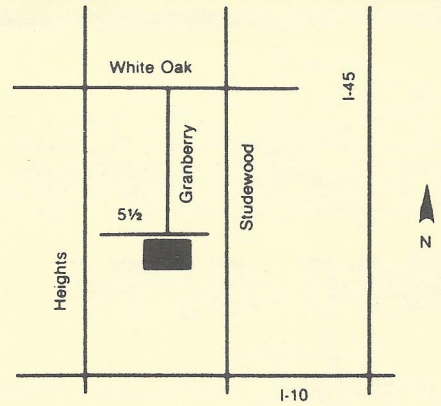
Thad Brown 522-8364

HARDWOOD LUMBER CO.

700 E. 51/2 St. (In The Heights)
 Houston, Texas 77007
 (713) 862-6628
 Hours: M-F 7:30-5:00, Sat. 8:30-1:30


We stock over 65 species of lumber including
 hard to find exotics!

Also: Plywood, Veneer, Moulding, Formica,
 Custom Milling, Woodworking Tools, Books, etc.



Featuring the Finest Tools The World Has To Offer

English Hand Tools By Record, Stanley, Henry Taylor, & Robt. Sorby.
 Japanese Saws, Chisels & Stones By Gyokucho, Matsumura, and King.
 Biesemeyer, Makita, Bosch, Starrett, Irwin, Olson, Jorgensen,
 Magna-Set, Freeborn, Lie-Nielsen, & Incra: All Made In The USA.
 Canadian Chucks and Hand Tools By OneWay & Veritas.
 European Tools by Freud, Tormek, Sjöberg, Stern, & Footprint.




The
CUTTING EDGE, Inc.
 A Woodworker's Tool & Supply

PLUS: The Best Prices On JET Machinery Every Day!

We are an Authorized JET Service Center.
 7123 South West Fwy, Just North of Bellaire Blvd. (713) 981-9228

Mon. - Fri. 9 am to 6 pm
 Sat. 10 am to 5 pm
 Sun. Noon to 4 pm



Greg Long, Windsor Chairmaker
 713-668-1655

Windsor Chair Supplies & Classes

*Complete maple turning sets and blanks, riven wood and steam bendings,
 private and group instruction. Chair restoration and repair.
 Visit my retail website @ frontera.com.*

WwCH Membership

To join the Woodworkers Club of Houston for 1997, bring this form to a regular meeting or send your dues to:
 WOODWORKERS CLUB OF HOUSTON, P.O. BOX 34481, HOUSTON, TEXAS 77234
 Make checks payable to Woodworkers Club of Houston.
 Renewal Membership \$24.00 New Membership is prorated if 1st year is less than 1 year.

WwCH Membership Form

Last Name _____ First Name _____
 Address _____ Spouse's Name _____
 City _____ Home Telephone _____
 State _____ Zip _____ Work Telephone _____
 Renewal Membership \$ _____ New Membership \$ _____
 Interests _____



686-6176

FAX: 686-3217

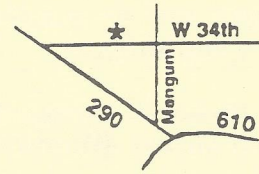
4910 West 34th St, Houston, Texas 77092

Hours: M-F 7:30-5:00 SAT 8:30-12:30


DOMESTIC & IMPORTED HARDWOODS

Ash, Aspen, Basswood, Birch, Aromatic Cedar, Cherry, Cypress, Lacewood, Mahogany, Maple, Oak, Padouk, Pecan, Poplar, Purpleheart, Redwood, Sycamore, Teak, Walnut and more.


- *Quality Domestic & Imported Plywood (Interior & Marine)
- *Edgebanding & Veneer
- *Butcher Block Tops
- *MDF & Melamine
- *Moulding
- *PERSONAL SERVICE
- *PROMPT DELIVERY
- *ON-SITE CUSTOM MILLING



"The Woodworkers' Store is proud to sponsor the Woodworkers club of Houston."



- Thin & Exotic Lumber
- Hand Tools
- Computer Hardware
- Clock Parts
- Box Hardware
- Veneer
- Speciality Hinges
- Accuride Slides
- Router Bits
- Jig & Accessories
- Aniline Dyes
- Shelf Hardware
- Furniture Trim
- Screws
- Drawer Essentials



Department 63470

4365 Willow Drive, Medina, MN 55340



WOODCRAFT® Your Most Complete Woodworking Store!



- | | | | |
|-------------------------|-------------------------|-----------------------|------------------------|
| Hand & Power Tools | Carving Tools & Chisels | Hardware | Routers & Accessories |
| Sanding & Scraping | Wood Boring Tools | Finishing Supplies | Hardwoods & Exotics |
| Planes | Woodburning | Safety Equipment | Marking & Measuring |
| Cabinet Making Supplies | Woodturning | Sharpening Supplies | Power Tool Accessories |
| Vises & Clamps | Project Kits & Supplies | Workbenches | Files & Rasps |
| Saws | Shop Accessories | Picture Framing Tools | Clock Supplies |
| | Books & Videos | Classes | |




WOODCRAFT®
Woodworking Tools ■ Books ■ Supplies ■ Since 1928

Woodcraft ■ Northbrook Shopping Center ■ 5360 West 34th Street
Houston, TX 77092 ■ Phone: 713-681-5200
M-W & F: 9AM-7PM ■ TH: 9AM-9PM ■ Sat.: 9AM-6PM ■ Sun.: Noon-5PM

**Looking for great quality Power & Hand Tools?
Pasadena Industrial Supply**



222 West Pasadena Freeway, Pasadena Texas 77506 472-5588



Woodworkers Club of Houston
P.O. Box 34481
Houston, Texas 77234

Printed By: *Speedy Printing Service of Texas*, 3433 West Alabama, Suite C, Houston, Texas, (713) 877-8466

Calendar

(a calendar editor is still needed)

- | | |
|-------------------------|--|
| May 5, 1997 | Northwest Splinter Group at Jimmie and Brian's Shop, 7:00 P.M. |
| May 10, 1997 | Meeting at Bayland Community Center, 9:00 A.M. |
| May 17-18, 1997 | Gulf Coast Woodturners Retreat on Montgomery County Fairgrounds |
| May 19, 1997 | Northwest Splinter Group at Jimmie and Brian's Shop, 7:00 P.M. |
| June 2, 1997 | Northwest Splinter Group at Jimmie and Brian's Shop, 7:00 P.M. |
| June 14, 1997 | Meeting at Bayland Community Center, 9:00 A.M. |
| June 16, 1997 | Northwest Splinter Group at Jimmie and Brian's Shop, 7:00 P.M. |
| October 18, 1997 | Bar-B-Que at Jimmie and Brian's Shop |