

# Woodworkers Club of Houston

Volume 13, Number 6 June, 1997

# May Meeting

The meeting was called to order by Don Richardson.

The visitors and new members were welcomed.

## **Old Business:**

Don Sloan got a reply from "Wood Magazine" about that Salem Maple stain they used on their lamp.

Minwax no longer makes this stain and the stain they used came from an old can.

## **Show & Tell:**

Lewis Vallette had a turned vessel that he made from 6 different woods and had 366 pieces. It won a bronze medal in the Senior Olympics.

Bill Rhea showed a holder for newsletters to put in places to advertise our club and increase membership.

Ed Bontke talked about a Murphy bed he made from a kit. He used red oak and finished it with Bartley's varnish.

Don Sloan showed cars he made for Shriner's Childrens Hospital and Texas Childrens Hospital.

Mark Bolinger had a combination alarm clock and lamp made out of walnut. It was finished with Danish oil and McClosky's eggshell varnish.

Guy Meaders showed a two piece bookcase made from red oak. It was finished with Watco oil and polyurethane.

Johanna Johanson and Joanne Morphey showed the Windsor chairs they made in Greg Long's class. They finished them with milk paint and a top coat of lindseed oil and turpentine.

Todd Burch showed pictures of a doll house he made for a charity auction. It took him 500 hours. A description and picture of it is on the next page.

### **Problems & Solutions:**

Todd Burch is looking for a wood mentioned in the Bible.

He was told to call Hardwood Lumber Company, or Paxton in Austin. Woodcraft can also order exotics.

Are Grizzly Tools any good? Yes and No.

The older stuff is not great, but the quality is improving on the newer stuff. If you want to buy Grizzly tools, call for references and talk to some guy who has one.

There was a question about Robert Rosenthal's book "The Router" It says to take out the springs on a plunge router dedicated to a router table.

### **Board Meeting:**

Bill Rhea was authorized to make 8 wall boxes for the newsletters.

Some books will be eliminated from the library. They will be given out on a first come basis. The list is in the back of the newsletter.

PROPOSED BOOKS TO REMOVE FROM LIBRARY

May 9, 1997

TITLE	AUTHOR	PUBLISH DATE	CHK'D OUT	DONATED
Design for Industrial Arts	Forkner	?	1	
Santimals	Tom Wolfe	1992	1	
Power Tool Safety	Power Tool Institute	?	0	
Woodwork Joints	Charles H. Hayward	1975	0	(Bill Beggs)
Practical Veneering	Charles H. Hayward	1975	0	(Bill Beggs)
Workshop Math	Robert Scharff	1979	1	
Msd. Draw Early Am Furn	B. Osburn	1974	1	(T Maldonado)
Woodworking Machines	Herman Hjorth	1942	0	(Walter Neely)
Family Circle #4		1955	0	
Family Circle #3		1955	0	
Home Imp Book	Scribners	1960	0	(M. Gordon)
Classic Am Furniture	Clapper	1986	1	
Wood Moulding Projects	Arco	1980	1	
Pop Sci Projects 1987	Pop Sci	1987	0	
79 Furn Projects	Blandford	1986	0	
Carpentry Fundamentals	Baker/Miller	1981	0	
Antique Furn Repro	Nelson	1984	1	
The Strom Toys		1983	1	
Shaping Wood	Hackett	1992	0	
Gifts from the Woodshop	De Christoforo	1991	1	
Compo & Mold Making	Loeffler	1992	1	
Picnic Table Plan		1993	0	
Woodfind Index 1992		1992	?	

**Program:**

Fred Sandoval gave the program on Lutherie (the art of making string instruments).

Fred is a member of the club and made his own bandsaw and makes scrapers from crate strappings. The measurements are metric.

He showed a mold for a guitar and many other jigs and special tools he uses to create his masterpieces. He also showed how to file an angle on the top of the case so the top will have a curve.

He uses Sitka spruce and big leaf curly maple. He uses hot hyde glue to glue the parts together because it can be taken apart.

He said that the Mandolin is the hardest instrument to make.

The bows are as hard to make as the violins. He makes them out of Pernibucco and the legnth and weight are very precise. The string is Mongolian horse hair from the male horse only. It takes about 150 hairs to string a bow.

He finishes his instruments with an oil varnish, colored with special dyes. It takes 30 days to dry and must remain dust free the whole time. He uses no more than 4 coats.

Making a fine instrument is a tedious process and Fred doesn't cut any corners. Thank you for the fine program.

## June Meeting

**When:** June 14, 1997 9:00 AM

**Where:** Bayland Community Center  
on Bissonnet at Hillcroft

**Program:** Rob Christie  
"Studying Woodworking"

**Raffle:** Items to be announced

---

### Items Of Interest:

The Cutting Edge has "Free Saturday Tool and Technique Basics Seminars" - 11:00 am to Noon. Unlimited attendance, Free to the public.

Woodcraft has "Sawdust Sessions" on Thursday nights from 7:00 - 8:00 PM. Free to the public.

Sharon Buckley is looking for someone to do a demo on "Picture Framing"

The woodworking show is returning to the astroarena on October 16-18, 1997.

**Raffle:**  
There was no raffle at the May meeting.

### Want Ads:

Saul Harris has butler table hinges for sale at \$3.00 per pair.

If you have an apple and I have an apple and we exchange these apples, you and I will still each have one apple. But if you have an idea and I have an idea and we exchange these ideas, then each of us will have two ideas.

--Attributed to George Bernard Shaw

I have decided that I am not dumber than I used to be; there are just more and more new things about which I am ignorant.

-- Hegel

Our scientific power has outrun our spiritual power. We have guided missiles and misguided men.

-- Martin Luther King, Jr.

**The Northside Splinter Group** meets on the first and third Monday of each month from 7:00 - 9:00 P.M. at Jimmie Harp's shop, at 848 1/2 west 24th street. 862-7222.

We have nothing to do. The charity project is finished. Bring your plans at the next meeting and put us to work.

The dates listed for the June and July meetings may not be right because of vacations. Call to confirm before you come.

A spark of genius won't help you if you have ignition trouble.

---

Official WwCH Knit Shirts can now be ordered in small quantities.

Prices are:

Small, Med., Lg., XLg.	\$24.36
XXLg.	\$25.38
XXXLg.	\$25.98
XXXXLg.	\$27.06

These shirts are embroidered, not printed.

---

### Officers

President	Don Richardson	661-1365
Vice President	Bill Rhea	266-9412
Sec.'y/Treas.	Guy Meaders	771-4875

### Services

Book Library	Alan Bachrach	729-7534
Video Library	Dennis Muras	943-7745
Literature Search	Don Richardson	661-1365
Name Tags	Andy Anderson	723-1030
Coffee	Loretta Buckley	944-6739
	Bill Hochmuth	774-1733

### Directors

Saul Harris	341-5373
Charles Sylvester	774-6551
Mike Turner	988-1485
Lewis Vallette	643-2014

### Newsletter Editor

Bob Gilbertson	869-7081
----------------	----------

### Newsletter Distribution

Thad Brown	522-8364
------------	----------

## Doll House by Todd Burch

The scale is 1/6. If this were a full scale house, it would be about 352 square feet.

The approximate interior size is 44 inches wide, 16 inches deep. Two floors, each with 16 inch ceilings. Dollhouse stands about 49 inches tall.

Downstairs is Kitchen on the right and Dining/Living room on the left. A partial wall divides these rooms.

Upstairs is Bedroom on the right and and Dressing room on the left. A partial wall divides these rooms as well.

Front porch is the full width of the house with a hip roof covering it. Front vertical columns run from porch to hip roof.

The attic houses the electrical supply system. All lights and appliances work off 12 volts DC. Ceiling fan works off "D" cell. House plugs into wall and has regulated 12 voly supply in Attic. All light/fan switches are black and miniature rocker style.

The fully opened dimensions are about 80 inches. Height is about 49 inches.

### OUTSIDE OF HOUSE:

- ) 3 Gable roof with cedar shake shingles. Copper Valleys.  
Front Peak.
- ) Front porch with light over front door. Switch is inside front door. Working Door bell beside front door.
- ) Left and right front porches. Stairs in the center leading up to working front door. Center front of house is fixed (Does not open). Stair treads and porch decking is laminated pine with "antique" finish.
- ) Left and right sides of the front, that include the porches, swing open and are hinges to the sides. The side are

also hinges to the back. This enables the front of the house to fold into the side of the house and has the effect of still being able to "play" on the porches when the house is open. When front is closed, it can be latched with brass catches.

- ) Solid walnut raised panel front door with large upper window. Brass door handles. Walnut jamb and threshold with white trim.
- ) 5 windows on front of house. 4 on back. None on Sides. All windows but 1 are 4 light.
- ) On right side of house, on gable, it has an illuminated on/off rocker switch and also a keyed on/off switch that a grown-up can use to limit use of electrical.

#### INSIDE OF HOUSE:

- ) "Antiqued" Pine wood floors throughout.
- ) Paint throughout, yellow with white trim.
- ) Lace curtains in front windows.  
Gingham swag curtains on back windows.

#### ROOM CONTENTS:

##### BEDROOM:

- ) Working Ceiling Fan. Reversible.
- ) Bed, Pine 4 Post bed.  
Box spring, mattress and linens. Box spring is covered with muslin and has piping on the corners. Mattress is padded and also covered with matching muslin. White cotton fitted and flat sheets. Quilted bedspread.  
Pillow, pillow case, pillow sham. 3 round throw pillows.
- ) Window with gingham curtains.



- ) Ceiling Light with on/off switch on wall.
- ) Cedar Hope chest. Made of aromatic cedar. Finger joint construction with working lid. Lower moldings.

#### KITCHEN:


- ) Working Range. 4 round burners, each with an on/off switch, that get RED (no heat of course) when turned on. When any burner is on, stove top indicator light turns on. Stove top is an island in the kitchen.
- ) Refrigerator/Freezer with interior that lights when door is opened. Fridge plugs into the wall. Glossy white finish with with curved door handles. Three glass shelves.
- ) Pink Coral Corian(tm) kitchen sink with White counter top. Under sink there are copper pipes (P-trap and two supply lines) Sink is oval and the inside bevels inward as it goes down.
- ) Figured Maple and Pine Kitchen cabinets. Frame and panel construction.
- ) Window above sink with gingham curtains.
- ) Ceiling light with switch on wall.

#### DINING/LIVING ROOM:

- ) Solid Hard Maple dining table. Tapered Legs.
- ) Grandfather style "Tall" clock with working quartz movement. Pine. Upper and lower moldings.
- ) Ceiling light with switch on wall.

#### DRESSING ROOM:

- ) Ceiling light with switch on wall.
-



-) Desk with 2 drawers and lower cabinets. Corian Top.

-) 4 Drawer Chest of Drawers. Top drawer is shallow, bottom drawer is deepest, with middle two drawers graduating the differences. Drawers are finger joint construction with plywood bottoms and false fronts. One brass knob on center of each drawer front. Figured Pine, shaker style.

Todd Burch  
2118 Eaglerock Drive  
Houston, Texas 77080

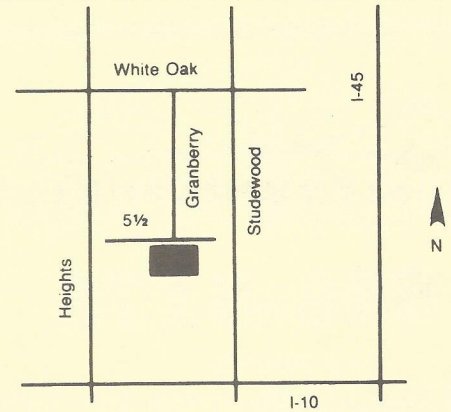
Daytime (713)780-2382.  
Evening (713)973-2718.

# HARDWOOD LUMBER CO.

700 E. 51/2 St. (In The Heights)  
 Houston, Texas 77007  
 (713) 862-6628  
 Hours: M-F 7:30-5:00, Sat. 8:30-1:30


We stock over 65 species of lumber including  
 hard to find exotics!

**Also:** Plywood, Veneer, Moulding, Formica,  
 Custom Milling, Woodworking Tools, Books, etc.



## Featuring the Finest Tools The World Has To Offer

English Hand Tools By Record, Stanley, Henry Taylor, & Robt. Sorby.  
 Japanese Saws, Chisels & Stones By Gyokucho, Matsumura, and King.  
 Biesemeyer, Makita, Bosch, Starrett, Irwin, Olson, Jorgensen,  
 Magna-Set, Freeborn, Lie-Nielsen, & Incra: All Made In The USA.  
 Canadian Chucks and Hand Tools By OneWay & Veritas.  
 European Tools by Freud, Tormek, Sjöberg, Stern, & Footprint.




**PLUS: The Best Prices On JET Machinery Every Day!**

We are an Authorized JET Service Center.  
 7123 SouthWest Fwy, Just North of Bellaire Blvd. (713) 981-9228

Mon. - Fri. 9 am to 6 pm  
 Sat. 10 am to 5 pm  
 Sun. Noon to 4 pm

\*\*\*\*\*



*Greg Long, Windsor Chairmaker*  
 713-668-1655

### *Windsor Chair Supplies & Classes*

*Complete maple turning sets and blanks, riven wood and steam bendings,  
 private and group instruction. Chair restoration and repair.  
 Visit my retail website @ frontera.com.*


\*\*\*\*\*

### **Boyce Gahagan** Pen Supplies

*Environ Pen Blanks. Environ has an elegant look of granite with the workability  
 of wood. Ten exciting colors available : Midnight, Emerald, Sunset, Gray Granite,  
 Mocha Granite, Imperial, Vermilion, Lapis, Green Agate, and Jade.*

*Pens • Pencils • Screw Cap Rollerball Pens  
 Screw Cap Fountain Pens • Perfume Pens  
 Drill Bits and other related items.*

P.O. Box 1057 • Humble, TX 77347 • 281 446 1590 • 281 441 2151



**686-6176**

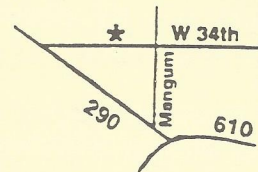
FAX: 686-3217

4910 West 34th St, Houston, Texas 77092  
Hours: M-F 7:30-5:00 SAT 8:30-12:30


**DOMESTIC & IMPORTED HARDWOODS**

Ash, Aspen, Basswood, Birch, Aromatic Cedar, Cherry, Cypress, Lacewood, Mahogany, Maple, Oak, Padouk, Pecan, Poplar, Purpleheart, Redwood, Sycamore, Teak, Walnut and more.


- \*Quality Domestic & Imported Plywood (Interior & Marine)
- \*Edgebanding & Veneer
- \*Butcher Block Tops
- \*MDF & Melamine
- \*Moulding
- \*PERSONAL SERVICE
- \*PROMPT DELIVERY
- \*ON-SITE CUSTOM MILLING



**"The Woodworkers' Store is proud to sponsor the Woodworkers club of Houston."**



- Thin & Exotic Lumber
- Hand Tools
- Computer Hardware
- Clock Parts
- Box Hardware
- Veneer
- Speciality Hinges
- Accuride Slides
- Router Bits
- Jig & Accessories
- Aniline Dyes
- Shelf Hardware
- Furniture Trim
- Screws
- Drawer Essentials



Department 63470

4365 Willow Drive, Medina, MN 55340



**WOODCRAFT® Your Most Complete Woodworking Store!**

Hand & Power Tools  
Sanding & Scraping  
Planes  
Cabinet Making Supplies  
Vises & Clamps  
Saws

Carving Tools & Chisels  
Wood Boring Tools  
Woodburning  
Woodturning  
Project Kits & Supplies  
Shop Accessories  
Books & Videos

Hardware  
Finishing Supplies  
Safety Equipment  
Sharpening Supplies  
Workbenches  
Picture Framing Tools  
Classes


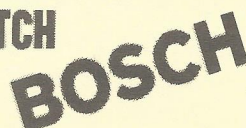

Routers & Accessories  
Hardwoods & Exotics  
Marking & Measuring  
Power Tool Accessories  
Files & Rasps  
Clock Supplies





**WOODCRAFT®**  
Woodworking Tools ■ Books ■ Supplies ■ Since 1928

Woodcraft ■ Northbrook Shopping Center ■ 5360 West 34th Street  
Houston, TX 77092 ■ Phone: 713-681-5200  
M-W & F: 9AM-7PM ■ TH: 9AM-9PM ■ Sat.: 9AM-6PM ■ Sun.: Noon-5PM

**Looking for great quality Power & Hand Tools?  
Pasadena Industrial Supply**



222 West Pasadena Freeway, Pasadena Texas 77506 472-5588



**Woodworkers Club of Houston**  
**P.O. Box 34481**  
**Houston, Texas 77234**

Printed By: *Speedy Printing Service of Texas*, 3433 West Alabama, Suite C, Houston, Texas, (713) 877-8466

# Calendar

(a calendar editor is still needed)

- |                            |   |
|----------------------------|---|
| <b>June 14, 1997</b>       | <b>Meeting at Bayland Community Center, 9:00 A.M.</b>                 |
| <b>June 16, 1997</b>       | <b>Northwest Splinter Group at Jimmie and Brian's Shop, 7:00 P.M.</b> |
| <b>July 7, 1997</b>        | <b>Northwest Splinter Group at Jimmie and Brian's Shop, 7:00 P.M.</b> |
| <b>July 12, 1997</b>       | <b>Meeting at Bayland Community Center, 9:00 A.M.</b>                 |
| <b>July 21, 1997</b>       | <b>Northwest Splinter Group at Jimmie and Brian's Shop, 7:00 P.M.</b> |
| <b>August 4, 1997</b>      | <b>Northwest Splinter Group at Jimmie and Brian's Shop, 7:00 P.M.</b> |
| <b>October 16-18, 1997</b> | <b>Woodworking show at the Astroarena</b>                             |
| <b>October 18, 1997</b>    | <b>Bar-B-Que at Jimmie and Brian's Shop</b>                           |