

# Woodworkers Club

## OF HOUSTON

VOL. 7, NO. 6

JUNE, 1991

### Officers

Zatis Murphy - President 469-3563  
Denis Muras - Vice President 943-7745  
Leo Orinderff - Sec./Treasurer 445-5460  
Sharon Buckley - Newsletter Editor 944-6739

### Board of Directors

Claude Emory - 861-3495  
Ted King - 351-6808  
Don Richardson - 661-1365  
Lewis Vallette - 643-2014

### MAY MEETING

Leonard Ekholm presented a very through program on small shop layout. Leonard's shop is only 10 foot by 20 foot which he says is small but he makes do by using a variety of space saving methods. First he uses a 12 foot by 35 foot covered patio where he keeps his aluminum table saw--this is not great but works.

In the past couple of years Leonard has been selling his woodworking at craft shows, this means he has to have a booth and a place to store it. He also has to have a trailer to haul his booth and merchandise to the various shows. When he is not using the trailer he uses it for wood storage.

Since he uses mostly cut offs and short lengths, he can store 150 to 200 board feet in front of his car in the garage.

In his shop he uses every available inch of space, he has 208 drawers, 93 of which he made with dovetails. All of the drawers are labeled with a Dymo labeler.

He has 16 storage cabinets. Leonard recommends the recent issue of Woodsmith for suggestions on how to make economical cabinets.

Leonard's benches form a U shape, covered with tempered masonite and finished with 3M Scotch guard finish. Every table is the same height which helps when working with large items. His tables are 32" wide and for his height he prefers a table height of 37 1/2". This height will vary with what type of woodworking you do and what kind of tools that you use.

Leonard makes all his own tools stands, first they are the correct height and lots of storage underneath.

Electricity---take your time and design safely--if you are not sure what you need consult an Licensed Electrician. To eliminate long extensions put in plenty of outlets.

Lighting---we never have enough GOOD lighting in our shops.

CLUTTER--I'm sure no one has any clutter in their shops!!!! Leonard says every half hour he puts every tool away and starts again.

Leonard said he first considered Dust Control a luxury till he installed a dust collector and said it was really worth the money.

Once a week he takes out his leaf lawn blower, opens the door and windows and does his dusting. He also uses a Shop vac to clean up.

He works outdoors as much as possible.

About 1 1/2 to 2 years ago Leonard switched from swinging cabinets doors to sliding doors, much cheaper to make and safer in the shop.

Leonard keeps all his tools in organized drawers--routers, screwdrivers--he makes drawer guides out of wood and keeps them waxed.

Leonard made a palm sander paper holder to keep his sandpaper organized, clean and flat, plans were in Woodsmith.

He uses a carbide diamond file lubricated with lacquer thinner for touch up sharpening on carbide bits.

Clamps are tools that we never have enough of and never enough space to store them. Leonard has his stored on the wall.

He uses a low pressure high volume sprayer (turbine powered) to spray Deft on his finished woodwork.

### WHAT TOOLS TO BUY?

First buy quality, it's a tough pill to swallow but good tools end up being cheaper in the long run.

The table saw is probably the most versatile tools to start with--you can croocut, rip, bevel, miter cut, dado and do some molding.

A compressor and dust collector can be very handy in the shop.

Thanks Leonard for a very interesting and informative program.

If any of the members have ideas about making ours shops more productive or organized--please let us know.

### STUART MURPHY'S PHONE NUMBER

We have had request after request for Stuart's correct phone number. He was not at the last meeting but Zatis says the number in the roster is correct but you must add the 409 in front of the number but not the 1 for long distance. Please Stuart if this is not correct let us know!!!!!!!!!!!!!!

### TELEPHONE COMMITTEE

Guy Meaders our new chairman asked for volunteers to work on the committee--if you would like to help contact Guy.

### BOOK AND VIDEO LIBRARY

Remember to return any of these items on time or pay the fines of \$1.00 for books and \$5.00 for video tapes.

### SAFETY----THICKNESS PLANERS

By Murray Gordon

The Ryobi A10 and their clones are more dangerous because of their size. The new models are safer than the earlier models because of some changes to the outfeed rollers--if you have an older model Ryobi offers a fix up kit free.

When changing blades be very careful as the new blades or sharpened blades are very sharp.

Never wear loose clothing or jewelry in the shop at any time.

Never stand directly in front of the planer or directly behind the planer.

**WEAR HEARING and EYE PROTECTION!!!!!!!!!!!!!!**

### CHARITY SALE SIGN UP

Bill Baker is wasting no time in signing up workers for our Annual Charity Show in October--he had a sign up sheet at the last meeting and I am sure he will have a sign up sheet at the next meeting--so sign up now and avoid the Rush.

### PROBLEMS AND SOLUTIONS

How to remove the top wheel from a Tawainise bandsaw? If the top wheel is locked on with a nut--just remove the nut if the wheel will not come off you might have to use some WD-40 or Penetrating oil, let it sit a while--gently tap the wheel with a wooden mallet and the wheel should come off--just be CAREFUL.

How can you remove hamburger oil from the wood finish-- one suggestion was to rub a Wendy's all over. One suggestion was to try lacquer thinner or use a towel and an iron on low heat to remove the oil stain.

What can you do about a Water based Walnut stain that raises the grain. First wipe the surface with a water rag, after the grain is raised sand and then finish. You can also dilute the stain and use for the first coat and then lightly sand.

We need a source for Tempered Masonite, does anyone has any suggestion?

### BUY AND SELL

Tom Bearer has for sale a Mc Cullough chain saw--\$65.00, 42" shop fan--\$100.00 and a Shopsmith Jig Saw--\$100.00 contact him at 649-6249.

Remember to check the Buy and Sell Board at each meeting.

### SHOW AND TELL

Jimmie Harp got tired of toting 3 tackle boxes when he went fishing so he made himself the granddady of all tackle boxes. He used dovetail joints, box joints and rabbet joints to construct his tackle box. He finished it off with spar varnish.

Chuck Maxwell showed us his prototype for a school desk for his great granddaughter that he saw in a crafts magazine.

Don Sloan made a Dulcimer with 7 other members in a workshop presented by Stuart Murphy. It took them 8 Tuesday nights to build. Made from 1/8th inch thick maple that he resawed and ran through a planer on a slip board. Very nice work and a very nice tone.

Leonard Ekholm makes jewelry boxes without hardware--keeps the cost down. He makes and sells many letter openers, plans are in Woodworkers Journal. He also makes 500 Texas shaped stamp holders in one production run in his 10 x 20 foot shop.

### BAYLAND COMMUNITY CENTER

The center asked the club to make a Tea Dispenser Stand and Ed Smith made and finished one for their use. They were very please and didn't expect such quality. The center and the club would like to thank Ed Smith for his contribution.

### WOOD CHUCKLES By G. I. Robinson

Last week, I went to see my doctor--he said, "Open your mouth and say AHH."

So I opened my mouth and said AHH. He said "Oh. Oh !"

I said "Good grief Doc, what did you see?"

He told me---"I see that your mouth and throat are in pretty good shape but you are sure going to have trouble with your stomach."

"How can you tell this, Doc?" I asked and his reply was--You swallowed my little wooden stick !

Is this very serious? I asked and he said "Yes, it was the only one I had!

"What can be done about it?" I asked.

"We will have to operate and remove it, but I only do woodworking on the week ends.

### JUNE MEETING


WHEN: JUNE 8, 1991 9:00 A. M.

WHERE: BAYLAND COMMUNITY CENTER  
ON BISSONNET AT HILLCROFT

PROGRAM: Gerald Polmateer will present a program on Hardwood Lumber.

# Pasadena Industrial Supply

Power Tool & Accessory  
Headquarters for;  
Delta Machinery, Porter-Cable  
Milwaukee, Hitachi, Bosch,  
Makita, Skil, Saftey-Speedcut  
& More!



## Milwaukee 3/8" Cordless Drill

- 3/8" Jacobs chuck
- Variable speed trigger control & Reversing
- 1 Hour Quick-Charge battery & charger 7.2 volt
- Lightweight & compact

**\$ 79<sup>95</sup>**

*While Stock Lasts!*

**Milwaukee# 0384-1**

222 West Pasadena Freeway, Pasadena Texas 77536 472-5588

## Hardwood Lumber Co. Lawndale Division Imported and Domestic

Quality  
Hardwoods - Softwoods - Plywoods  
Mouldings & Squares

A COMPLETE SELECTION OF FINISHING SUPPLIES.

Marine Plywood  
Parana Pine  
Teak

Honduran Mahogany  
Exotic Hardwoods  
Domestic Hardwoods  
WALNUT - BIRCH - ASH - CHERRY  
CYPRESS - RED AND WHITE OAK  
AND OTHERS

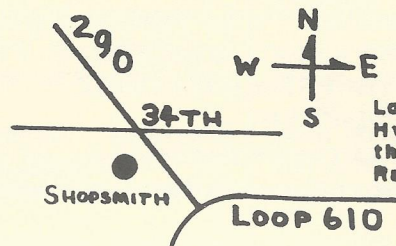
MON. - FRI. 7:30 TO 4:30  
SAT. 8:00 TO 1:00

5401 Lawndale  
(713) 921-6131

Exp. 12/90

## Your Complete Woodworking Center Check Out Our Hardwoods, Our Prices Are Low

Hours:  
Monday to Friday:  
10:00 a.m. to 8:00 p.m.  
Saturday  
9:00 a.m. to 5:00 p.m.




**Shopsmith Inc.**

Located at 34th St. &  
Hwy. 290 to Austin on  
the West side in the  
Randalls Strip Center.

Northway Shopping Center  
10965A Northwest Frwy.  
Houston, TX 77092  
Phone: (713) 681-5200

Exp. 1/91



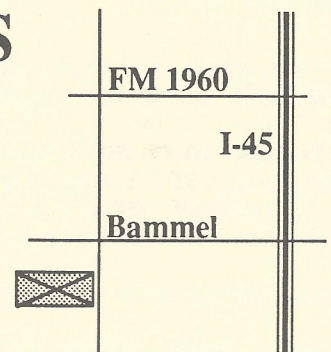
## AUSTIN HARDWOODS

13001 VETERANS MEMORIAL DR.  
HOUSTON, TEXAS 77014

**440-0764**

We stock over 80 species of lumber including rare exotics and turning stock. Plywood, Veneer, Moulding, Flooring, Tools, Millwork, Paneling Etc. also available

Exp. 8/89

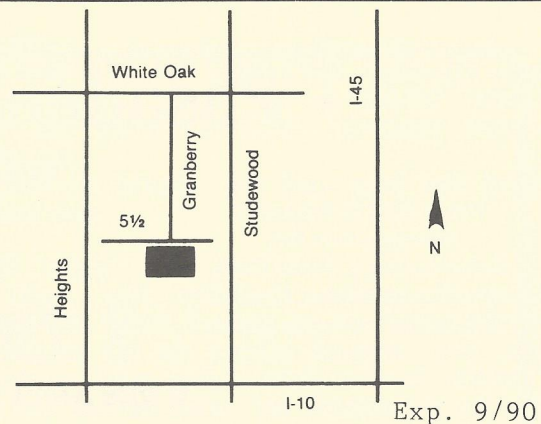


# HARDWOOD LUMBER CO.

700 E. 51/2 St. (In The Heights)  
Houston, Texas 77007  
(713) 862-6628  
Hours: M-F 7:30-5:00, Sat. 8:30-1:30

We stock over 65 species of lumber including hard to find exotics!

**Also:** Plywood, Veneer, Moulding, Formica, Custom Milling, Woodworking Tools, Books, etc.



## Send Today for the Most Complete Catalog Selection of Woodworking Supplies


Please Enclose \$1.00 (3rd class) or \$2.00 (1st class)

Name \_\_\_\_\_  
Address \_\_\_\_\_  
City \_\_\_\_\_ State \_\_\_\_\_ Zip \_\_\_\_\_

*Orders Shipped Within 48 Hours*

Exp. 1/91

21801 Industrial Blvd., Rogers, MN 55374



PRINTED BY SPEEDY PRINTING SERVICE OF TEXAS 3727 W. ALABAMA, HOUSTON, TX. 77027 (713) 877-8466



5117 April Lane, Houston, Texas 77092

Hours: M-F 7:30-5:00 SAT 8:30-12:30

(713) 686-6176 Phone

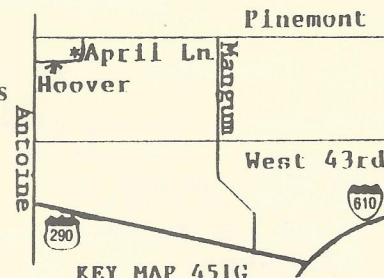
(713) 686-3217 Fax

### DOMESTIC & IMPORTED HARDWOODS

Ash, Basswood, Birch, Cherry, Mahogany, Maple, Red Oak, White Oak, Poplar, Walnut Etc.

High Quality Domestic & Imported  
Plywoods, Softwoods, Hardwood Veneer  
Edgebanding & Hardwood Pliable Veneers  
*Excellent Service & Competitive Prices!*

ON SITE CUSTOM MILLING  
TO YOUR SPECIFICATIONS,  
S2S, S2SIE, S4S  
(No order too large or small)



Expires 8/91

Woodworkers Club of Houston  
P.O. Box 34481  
Houston, Tx 77234

