

# Woodworkers Club OF HOUSTON

VOL 10, No. 7

JULY, 1994

## Officers

Sharon Buckley - President 944-6739  
Art Chester - Vice President 469-1990  
Steve Procter - Sec./Treasurer 728-1459

## Board of Directors

Andy Anderson - 723-1030  
Bud Froelich - 859-6620  
Jimmie Harp - 664-4906  
Don Richardson - 661-1365  
Joe Wainright - 666-8474

Sharon Buckley - Newsletter Editor 944-6739

## JUNE MEETING

The guest speaker was Tim McCoy of Houston Hardwoods at 4910 West 34th St. , telephone 686-6176. Tim handed out some information sheets that explained what a board foot is and what a linear foot is.

Hardwoods thicknesses are stated in Quarters starting with 4/4 which is one inch thick. Add a one as in 5/4 and the thickness is 1 1/4 inch thick, 8/4 is two inch thick.

The wood also comes in a variety of surfaces: S2S planed two sides with the edges in the rough, S2S 1E or S3S planed with two flat sides and one edge straightened, are S4S all of the edges planed and straightened.

The more milling you require the more the price increases, being the least expensive in the rough.

Tim said that they bring the wood in at 15/16 inch thick which may leave rough spots but you can see the grain better this way especially with oak. They in turn sell this as rough.

How to save money at the hardwood dealer! If you can buy random width's and length's, purchase it in the rough and plane it yourself.

The wood is also graded as to its quality: FAS---contains firsts and seconds grouped together, a selection of lumber containing not less than 20 percent firsts, Select--graded on one side only--lumber that is 90 percent clear on one side only (other side is not graded): good for cabinetwork but with some waste, #1 Common---Lumber that is 66 2/3 percent clear on one side only: suitable for interior and less demanding cabinetwork, #2 Common--Lumber which is 50 percent clear on one side only; suitable for painting, some paneling, some framing and some paneling.

When ordering Hardwoods tell your dealer what size you need they might be able to save you money by the way they cut it or mill it.

Always store lumber flat--leaning it against the wall will cause it to warp.

Tim also went into the dynamics of wood--wood movement.

Tim explained that the way wood is cut off the log also makes a difference in price and the stability of the wood.

With quarter sawn and rift sawn as the most stable and the most expensive.

The best hardwoods come from colder climates out side of Texas. The moisture content starts out at 8 percent then goes to 10 to 11 percent here in this climate.

Tim said that they will be glad to quote you a price --you can even fax them your list--please don't send them a list with all of the small cuts, figure out how many pieces you will need.

They also have price breaks for 100-150 bft ---500 bft and 1000 bft. also in random widths and lengths.

First I would like apologize to Tim for accidently deleting his program listing in the June newsletter--I had the time, place, location and what Tim was going to speak on typed on the computer but when I was moving the different columns around to make them fit the newsletter format I inadvertently deleted it.

So Tim please accept my Apologizies for the error and all of the members thanks for a very informative program.

We would like to Thank Tim and Houston Hardwoods for supporting our club by advertising in our clubs newsletter.

## **SAFETY**

By Zatis Murphy

This month was a discussion on Safety in general. You must first have the right attitude, plan first, ask yourself is what I am doing the safest way to do it. Have your equipment in good working order.

Read the instruction manual on each machine as each machine has it own safety features. Do not loose or throw away any manual.

No loose clothing.

Always wear safety glasses and hearing protection. For some tools you may need to wear safety goggles and a full face shield.

No ties--wear good shoes--it wouldn't hurt to have safety toes in those shoes, no sandals or cloth shoes.

Practice good housekeeping--dust and sweep, keep the arear clean and machine tops clear of debris.

Always use push sticks.

Enforce safety rules on other people working ot visiting your shop.

No children unless teaching them!

Have good lighting in your shop.

Be sure to get first aid even for small injuries.

As we get older we first forget names, then we forget faces, then we forget to pull our zipper up and then we forget to pull our zipper down.

## **FEATURE PROJECT**

Feature project for June was anything with drawers:

Chuck Maxwell made some Domino boxes out of Walnut and Plexiglass.

Zatis Murphy glued up Cherry pieces together and made a bandsaw box with a drawer.

Zatis also showed us a working coffee grinder with a drawer, made out of Cherry and finished with Watco oil.

## **PROBLEMS AND SOLUTIONS**

Zatis Murphy needed a place to discard hazardous solvents: it was suggested that he contact a local body shop or call City of Houston Services , at different times and different locations the city has collection points so that you can bring in any harzardous materials-- paints, thinners, solvents, fertilizers, etc. at no charge.

Dick Gardell had some problems finishing a large area with Bartleys--he was refered to the January newsletter which contained the December program on Bartley's finish.

Walt Turpening was looking for a local source for an Airlite/Airmate breathing device. Woodcraft carries them locally.

Ted Cooper wanted to know if anyone has made a glider, no but Brad Hartman of Woodcraft said that they would be glad to answer any questions.

Reese White was looking for plans for fold up router table--it was suggested that he check Bob Rosenthal's catalogue to see if he ever made plans for the fold up router table that he takes to tools shows.

## **WOODSHOPS AND CLINICS**

Saturday a small group of us meet at Falcon-Auger and Mlke Dietrich presented a clinic on Bandsaws. We all got to ask many questions on the bandsaw and bandsaw blades.

Mike also gave each of us some Teflon to make our own cool blocks.

Too bad more of you did not attend--but better for the ones that did as we all got to see real well and we all got to ask lots and lots of questions.

I would like to Thank Mike and Donna for hosting this clinic and being so supportive of the club.

## **SHOW AND TELL**

Jesse Pitts showed us his first turned bowl that he made. He said that he first viewed the tape that Ken Wallis made for the club. He said that he would not have been able to do what he did without Ken's Tape.

Lewis Vallette turned a bowl/vase with a wavy edge out of Sycamore. Claude Emory cut down a Cherry Laurel in his backyard and Lewis Turned a Bowl out of one of the pieces.

Larry Barnes made a box joint jig out of Soft Maple--plans were in the Woodworkers Journal Sept/Oct. 93.

Jimmie Harp recycled an old Oxygen cylinder into a very large door bell and made the wooden stand to hold it. Jimmie said he saw one at the Earth Store that sold for \$500.00.

## **JUNE RAFFLE**

We would like to thank the Woodcraft Store for donating four one gallon containers of Deft Finish to our raffle, Brad Hartman brought over the finish, stayed for the meeting, brought some raffle tickets and even won the tool chest.

We also raffled off some Quick clamps, a Tool Chest. Robert Sandlin donated a pencil sharpener and Carpenter pencils.

## **JULY'S RAFFLE**

The raffle prize for July has been donated by Bostich. The raffle prize will be a Bostich BT35 Pneumatic Brad Tacker and a box of one inch fasteners worth \$200.00.

Fastener Range 5/8" to 1 3/8" 18 gauge, magazine capacity 100 brads, Tool Weight 2.4 lbs.. Model BT35 features: Available in trigger operated, contact and sequential trip models, powerful, lightweight, compact design, molded comfort grip, fast rear loading, anti-jam magazine and Narrow nose for accurate fastener placement.

Please note because of the high cost of this month's raffle prize, tickets will cost \$2.00 each and there will be no free tickets for Show and Tell items.

**JULY'S RAFFLE TICKETS WILL BE \$2.00 EACH--NO FREE TICKETS THIS MONTH.**

### **ALUMINUM BAR CLAMPS**

We have enough interest by the members to place an order for bar clamps. If you would like to order bar clamps please fill out the order form and attach your check.

We just received notice that the manufacturer will be raising their price in the next couple of month's--so I will place an order for clamps on Monday August 1st. This way we can beat the price increase and if I order by August 1st the clamps can be picked up at the August 13th meeting.

### **PRESIDENT'S CORNER BY SHARON BUCKLEY**

I would like to Thank Andy Anderson and Don Richardson for volunteering to serve out the remainder of the year as Board of Directors.

Zartis Murphy said that he has run out of Safety programs, Zatis has been doing it this year and has also been the Safety Chairman in previous years not only doing a program at the meeting but also writing a safety column for the newsletter.

I would like to thank Zatis for a job well done. His programs have always been well prepared, very informative and entertaining.

I hate to see him retire but I can understand how much time and effort that it takes to do a job well done. Thanks again Zatis for your participation in the club.

A couple of month's ago we added Five new video tapes to the library. The raffle has been a big success and we are looking now for some more new titles to add to the video library, if you have any suggestions let me know.

At the June meeting I passed around a preliminary sign up sheet for the Christmas Dinner to see if enough members would attend. It looks like we have enough members so right now the dinner is scheduled for Friday December 9th. Mark your calender so you won't schedule something else at the same time.

The Officers and Board of Directors have decided that for a Charity Project that we make some Toys. We can either donate them to the Toys for Tots program or if you know of a another group that could use some toys we will consider them also.

This is one of the easiest, quickest and least expensive project that we have ever done.

You can use your scrap--any type of wood. The toys can be very simple or elaborate.

Every time we do this people want to know what can I make--We will have some plans at the meetings for the simplest of cars and trucks, basically made from 2 x 4 material and wheels that can be purchased or made from scrap.

In past years we made these simple autos in group sessions and made hundreds and hundreds very easily.

If you have any thick scrap you can even make blocks or make a variety of shapes so that the kids can use them as building blocks you can also add 3/4 and 1" dowel drop offs as part of the building blocks.

When it cools off I will be glad to hold some toy building sessions at my shop. How about you? If you can host a group session please let me know.

## UPCOMING PROGRAMS

AUGUST--Delta will present a program on How To Tune Up Your Table Saw.

SEPTEMBER--Art is right now bending some arms to confirm a program.

## FIELD TRIP

**WHEN: SATURDAY JULY 16TH, 1994**

**TIME: 11:00 A. M.**

**WHERE: A-1 BOWLING ALLEY  
MANUFACTURER IN NACODOCHES.**

**HOW DO I GET THERE? MAPS WILL BE  
AVAILABLE AT THE JULY MEETING.**

We will meet at A-1 at 11:00 A. M., Ken says the driving time is about three hours. It will take about an hour to tour the plant. You will be able to purchase any quantity of Bowling alley Maple, the current price is around 13 cents a linear foot. You could also purchase some for the Toys for Christmas project.

After the visit at A-1 we will go to Ken Wallis's house for a bring your own food picnic and bring your own chair also if you do not want to sit on the grass. Ken has lots of trees for shade. We will have drinks available at the picnic.

Should be lots of fun !!!!!!!!! Hope to see lots of you at the field trip and picnic.

**MAPS WILL INCLUDE HOW TO GET TO A-1 AND  
HOW TO GET TO KEN'S HOUSE AND SHOP.**

We need all of the members to keep their eyes open for some interesting field trips or programs. Please let Art Chester or Sharon know and we will follow them up.

## JULY MEETING

**WHEN: JULY 9TH, 1994 9:00 A. M.**

**WHERE: BAYLAND COMMUNITY CENTER  
ON BISSONET AT HILLCROFT**

**PROGRAM:** The program will be present by John Andrews and Paul Klaus of Bostitch Pneumatic Tools. John and Paul combined have 27 1/2 years work related experience in the building industry. Bostitch offers a complete line of Pneumatic tools. From heavy duty contractor grade to inexpensive lightweith tools for the serious D. I. Y.

Some of the questions they will be answering:

1. Where did Bostitch Come From?
2. What kind of speciality tools do you have?
3. What kind of maintenance is needed?
4. Can I do my own repairs?

Bostitch has donated a Bt 35 Pneumatic brad Tacker and a box of 1" fasteners for our July Raffle. Value \$200.00


Remember Tickets will be \$2.00 each and NO free tickets will be given out this month.

**CORRECTION-----CORRECTION-----CORRECTION**

I failed to mention that Denis Muras also donated a set of heavy duty casters for the raffle.

**We Guarantee The Lowest Price On JET Machinery Every Day!**

- Henry Taylor Carving & Turning Tools
- Woodworking Machinery by Jet, Bosch, Porter-Cable, Foredom, Sugingo, Carba-Tec & Others
- Accessories, supplies, books and videos
- European & Japanese-Style Hand & Edge Tools

  
**The  
CUTTING EDGE, Inc.**  
Woodworker's Tool & Supply


**7123 South West Fwy @ Bellaire Blvd. (713) 981-9228**

# Pasadena Industrial Supply

*Made In America, A Better Value!*

**PORTER+CABLE**  
PROFESSIONAL POWER TOOLS


List \$320



- \* Biscuit Joiner *Model 555*
- \* Unique Vertical Motor Design
- \* 3 Preset Depth Stops
- \* Metal Carry Case Included

**Sale \$162**  
While they last!

222 West Pasadena Freeway, Pasadena Texas 77506 472-5588



**686-6176**

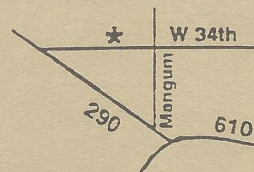
FAX: 686-3217

4910 West 34th St, Houston, Texas 77092  
Hours: M-F 7:30-5:00 SAT 8:30-12:30

## DOMESTIC & IMPORTED HARDWOODS

Ash, Aspen, Basswood, Birch, Aromatic Cedar, Cherry, Cypress, Lacewood, Mahogany, Maple, Oak, Padouk, Pecan, Poplar, Purpleheart, Redwood, Sycamore, Teak, Walnut and more.

- \*Quality Domestic & Imported Plywood (Interior & Marine)
- \*Edgebanding & Veneer
- \*Butcher Block Tops
- \*MDF & Melamine
- \*Moulding
- \*PERSONAL SERVICE
- \*PROMPT DELIVERY
- \*ON-SITE CUSTOM MILLING




# AUSTIN HARDWOODS

13001 VETERANS MEMORIAL DR.  
HOUSTON, TEXAS 77014

**440-0764**

We stock over 80 species of lumber including rare exotics and turning stock. Plywood, Veneer, Moulding, Flooring, Tools, Millwork, Paneling Etc. also available



2/94



# WOODCRAFT®

Woodworking Tools • Books • Supplies  
Since 1928

Woodcraft offers over 4,500 of the finest woodworking tools, books, supplies, cabinetry hardware, and wood available in the world today! We are committed to woodworkers of every skill level, from beginners to professionals, and every discipline, from carving to woodturning and fine cabinetry! Ask about our classes and demos next time you're in our neighborhood! We are an authorized dealer for Shopsmith, Delta, Porter Cable, Bosch, Record Marples and many more favorite, top quality brands!

**EXCLUSIVE U.S.A.  
DISTRIBUTOR  
SWISS MADE  
CARVING TOOLS**

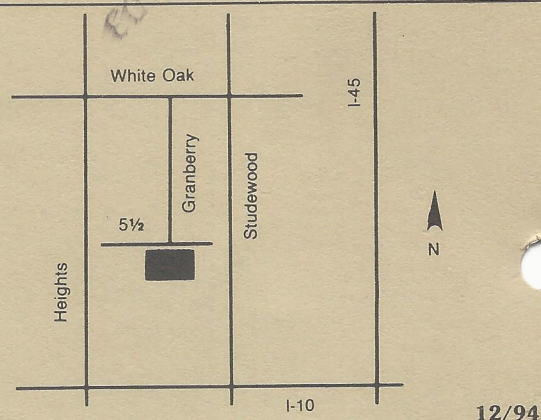
Northbrook Shopping Center • 5360 West 34th Street • Houston, TX 77092 • 713-681-5200

# HARDWOOD LUMBER CO.

700 E. 51/2 St. (In The Heights)  
Houston, Texas 77007  
(713) 862-6628  
Hours: M-F 7:30-5:00, Sat. 8:30-1:30

We stock over 65 species of lumber including  
hard to find exotics!

**Also:** Plywood, Veneer, Moulding, Formica,  
Custom Milling, Woodworking Tools, Books, etc.



## Send Today for the Most Complete Catalog Selection of Woodworking Supplies

Please Enclose \$1.00 (3rd class) or \$2.00 (1st class)


Name \_\_\_\_\_

Address \_\_\_\_\_

City \_\_\_\_\_ State \_\_\_\_\_ Zip \_\_\_\_\_

**Orders Shipped Within 48 Hours**

7/94



21801 Industrial Blvd., Rogers, MN 55374

PRINTED BY SPEEDY PRINTING SERVICE OF TEXAS 3433 WEST ALABAMA, SUITE C • HOUSTON, TEXAS 77027 • 713-877-8466

Woodworkers Club of Houston  
P.O. Box 34481  
Houston, Tx 77234

