


The Sawdust Sentinel

Monthly newsletter of Woodworkers Club of Houston



Volume 42 Issue 1

January 2025



Toy of the Month Preview

WWCH January 2025 Toy of the Month



Elephant Puzzle

WWCH Calendar

Monthly Meeting	01/11
CNC Router Meeting	01/14
Scroll Saw Meeting	01/25
Hand Tool Meeting	02/06
Furniture Meeting	01/22

Inside this Issue

WWCH Calendar	p. 1
Splinter Groups.....	p. 2
Toy Program 2024	p. 3
Toy of the Month	p. 4
Club Announcements.....	p. 4
New Member.....	p. 4
MFA.....	p. 5-6
Show-N-Tell	p. 7-11
Program of Month.....	p. 12
Meetings at a Glance.....	p. 13
Meet the 2025 BOD.....	p. 14
Vendor Ad.....	p. 15
WWCH General Information	p. 15
Members Business Cards....	p. 16

Splinter Group Information

CNC Router Group: Next meeting is January 14th at 7:00pm. For more information & location, please Contact Bill Teague; wateague@gmail.com


Scroll Saw Group: Next meeting is January 25th; meeting at 9:00am; location is TBD at this time. For more information please contact: Norm Nichols; scrollsaw@comcast.net or Denis Muras; denis_muras@yahoo.com.

Furniture Group: Next meeting is January 22nd at Andy Tofuri's shop from 7:00pm to 9:00pm. Meeting for dinner at 5:30pm. For more information & location, please Contact: Henry Majoue; hjmajoue@gmail.com or Andy Tofuri (contact info in directory).

Hand Tool Group: Next meeting is February 6th at George Alderete shop from 7:00pm to 9:00pm. Meeting for dinner at 5:30pm. For more information & location, please Contact: Henry Majoue; hjmajoue@gmail.com or George Alderete (contact info in directory).

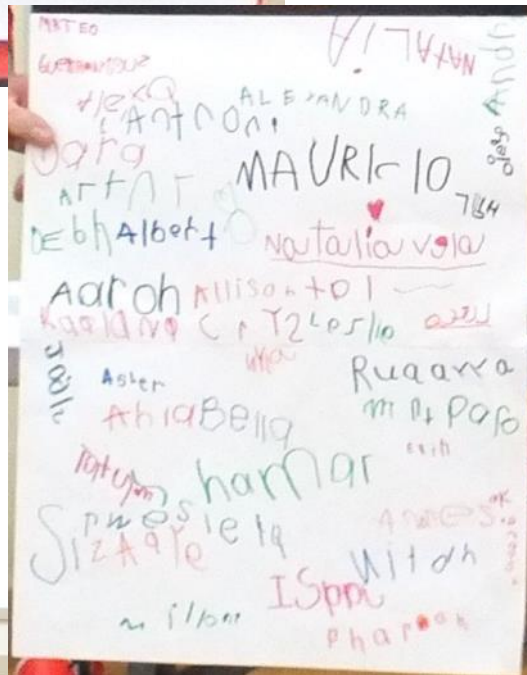

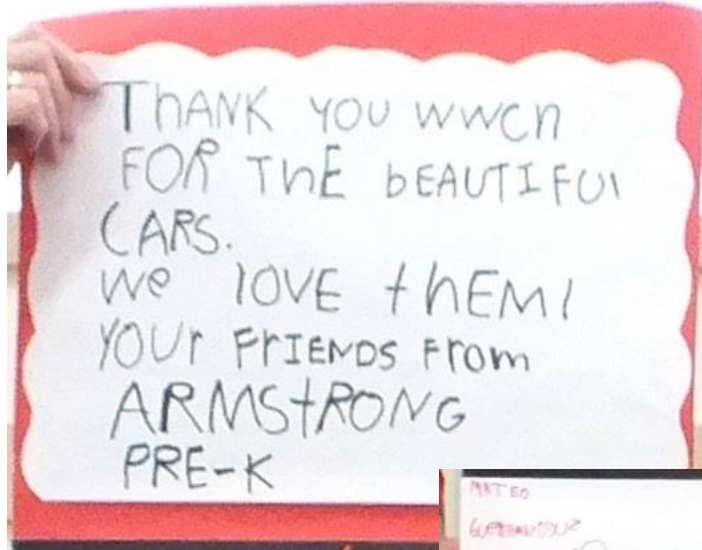
Sawmill Group: For more information please Contact Bill Lindsey: bill_lindsey@comcast.net

Toy Group: Toys are independently produced, if you are interested in building toys for the toy program, please contact: Chris Schwartz; christopher7schwartz@gmail.com or Andy Tofuri (contact info in directory). You can also preview the Toy of the Month on the web site.



Toy Program 2024

One of the agencies The First United Methodist Church-Missouri City supports in one of their mission programs in assisting the Armstrong Elementary School. WWCH donate toys to the school directly and to the Pre-K class. This thank you card was from the Pre-K class at Armstrong Elementary School in Missouri City to our Andy Tofuri and the toy makers who built the toys for the 2024 toy program.



Toy of the Month

A link to the Toy of the Month file can be found on the WWCH Web Site

This Month: Elephant; [Plans and Drawings \(wwch.org\)](http://wwch.org).

Club Announcements

- ◇ December meeting (12/14/2024) will be held at St. Stephen's United Methodist Church at 2003 W. 43rd Street, 77018
- ◇ **NOTE** an updated correction to the "2024 Toy Program" unfortunately two member names were overlooked when posting. Gary Rowen & Sony Lawson also put in the time and work it took to make toys for the program.
- ◇ If you are interested in being high-lighted in "Meet the Member". Please see Chris Farquhar at a meeting or contact him at: wwwchnewsletter@gmail.com

New Members

We are pleased to have welcomed **3** new members in December:
Kent Hawley, Howard Merrill & Joe Witt

Side Note: In 2024, we welcomed 36 new or returning members

Museum of Fine Arts

WWCH Splinter Groups at Houston Museum of Fine Arts

In mid-December, members of the WWCH Furniture & Finishing and Hand Tool Splinter groups were hosted by the Houston Museum of Fine Arts for a behind-the-displays look at what goes into putting works of art on public display. The tour made it clear that the methods us woodworkers employ as we conceive, design, produce and show off works in wood from our own shops are much like those used in a museum.

The group of 15 WWCH members and guests started at the end - the point where the art is on display - visiting a room with fully mounted displays in a gallery not yet open to the public. This gallery was the outcome of many discussions and decisions and their execution about display design and construction, and artifact mounting that led to what the public was soon to see.

Here their eyes were guided by the Museum's mounting artisan to discern how a carefully fashioned mount shows off an artifact without being a distraction, often without being seen. In an adjacent gallery, full of display cases and display stands under assembly, the group heard about case construction, use of materials, and considerations of security and safety, with an up-close look at case interiors, artifact supports and shelves, and their construction.

A walk through one of the back hall areas on a lower level of the Museum took the group to the mounting workshop. Though jam-packed with tools, mounts for artifacts exhibited over the past 20 years, and a small clutch of objects in-process, it quickly became apparent that mounting artifacts is as much art as it is mechanical genius.

A visit to the Museum's production workshop was a trip from the delicate universe inside a display case to the more robust affair of display case and stand construction. Most woodworkers would view this workshop as a slightly different kind of specialty cabinet shop. It is occupied by familiar tools - a sliding table saw, a band saw, a drill press, a planer, a revolving clamp rack full of clamps, a "tool wall" with hand saws, table saw blades, hammers, etc. What is different is the "lumber" rack. Though well stocked, there is very little wood on the racks. Most of the space is full of plastic sheet goods - HDPE and obomodulan (a composite plastic, much like MDF, with fine cell structure, high strength, smooth surfaces and easy machinability). This is one area of the shop's expertise: creating display cases and stands through skillful cutting, shaping and joining this material.

The tour concluded with a visit to the conservation department - where artwork goes for a variety of treatments to ready it for display, to repair or mend damage, and to stabilize it for long-term preservation. A focus of this stage of the group's visit was a 19th century chair destined for inclusion among the furniture at Rienzi, the Museum's house museum dedicated to European decorative arts. In its current state, the chair's seat and back cushions and padding were exposed and the wooden frame showed signs of previous repairs. The WWCH group heard a broad discussion of the many decisions yet to be made about the level of treatment the chair would receive.

Overall, the group gained an understanding and appreciation of what it takes to put art on display, and hopefully, some inspiration to apply to their current and future projects. In addition, it was a fun two hours.

Rich Bajenski

Continued on Page 6

Museum of Fine Arts (con't from page 5)




Photos credit: Jim Price

Show and Tell



Steve Wavro

- Christmas Truck
Intarsia



Chuck Volek

- Intarsia Ornaments



Peter Doe

- Bed





Show and Tell



Denis Muras

- Pulpit; made of
1/4 Sawn White
Oak



Frank Fuss

- Kumiko

Show and Tell



Tom Paulley

- Frame Saw & Kerfing Plane



Thomas Hackney

- Box & Trivets



Show and Tell




Rick Spacek
- God's Country;
made out of Pecan



David VanDewerker
- Model T, Coasters, Ornament



Show and Tell



David Janowitz
- 2 Bandsaw Boxes;
made of Walnut Burl &
Mahogany



Chuck Meeder
- Book Racks; made
of Curly Maple & a
Mystery Wood; Toy
Truck made of Maple



Program of the Month

As you may recall from our March 2025 Show and Tell, artisan and craftsman Alex Peay showcased his stunning Doberman chair along with his technique for crafting the intricate circular dovetail joint. As mentioned in our last newsletter, Alex's work has earned recognition both nationally and internationally. We are thrilled to announce that Alex will be joining us at our January 2025 meeting to demonstrate his method for cutting circular dovetails. Don't miss this opportunity to learn how to create this distinctive woodworking joint, perfect for chairs and beyond. We look forward to seeing you there!

Upcoming Programs in 2025 at a Glance

Please note that the topics are subject to change and occasionally need to be adjusted.

2025 Meeting Topic Schedule:

<u>Date</u>	<u>Speaker</u>	<u>Topic</u>
January 11th	Alex Peay	Machining a Circular Dovetail Joint

2025 Meeting Topic Schedule:

February 15th	Maria Carlo, Brian Murrah, & Alex Peay	Shop Made Work Benches
March 15th	Jeff Larson	Spokeshaves
April 12th	Peter Doe	Bed Build
May 10th	Furniture Splinter Group	Rocking Chair with Slung Tile Seat Reveal
June 14th	Vic Tesolin	All-day Seminar
July 12th	Bryan Bailey	Molding Planes
October 11th	No Program	BBQ Lunch and Raffle
November 15th	Open	
December 13th	Open	

If you have an idea for a meeting topic or wish to share a project or skill that requires more time than is available during Show and Tell or Favorite Tool, please contact Rod Griffith at one of our meetings or by email at:

rodneywgriffith@gmail.com

Meetings at a Glance in 2025

In 2025 there will be schedule meeting dates that are changed due to a conflict with St Stevens United Methodist Church. There are only 3 at this time so please be aware of these changes so you do not miss a meeting. This post will stay in the Newsletter every month to keep you updated and informed. Any questions, please bring up your concerns at the next meeting.

- ⇒ January 11th 2nd Saturday (no change)
- ⇒ **February 15th** **3rd Saturday**
- ⇒ **March 15th** **3rd Saturday**
- ⇒ April 12th 2nd Saturday (no change)
- ⇒ May 10th 2nd Saturday (no change)
- ⇒ June 14th 2nd Saturday (no change)
- All Day Seminar
- ⇒ July 12th 2nd Saturday (no change)
- ⇒ August 9th 2nd Saturday (no change)
- ⇒ September 13th 2nd Saturday (no change)
- ⇒ October 11th 2nd Saturday (no change)
- BBQ Lunch & Raffle
- ⇒ **November 15th** **3rd Saturday**
- ⇒ December 13th 2nd Saturday (no change)

Meet the BOD 2025 (Board of Directors)



Jim Price
President



Rod Griffith
Vice-President



Mike Hardy
Secretary



Jack Bailie
Treasurer



Bill Harris
Director



Rich Ostermeier
Director



Curtis Love
Director



Brian Murrah
Director



Tom Paulley
Past-President



**3265 Southwest Freeway
Houston, TX 77027**

**21352 Kuykendahl Rd.
Spring, TX 77379**



WWCH General Information

WWCH BOARD OF DIRECTORS OFFICERS

President	Jim Price
Vice President	Rod Griffith
Secretary	Mike Hardy
Treasurer	Jack Bailie

DIRECTORS

Bill Harris	Rich Ostermeier
Curtis Love	Brian Murrah
Tom Paulley - Past President	

COMMITTEE CHAIRS AND CLUB SERVICE PROVIDERS

Donuts	Roslyn Hager
Club Logo Items	Norm Nichols
Membership Book	Patti Page
Newsletter	Chris Farquhar
Raffle	Andy Tofuri
Refreshments	Steve Wavro
Technology	Denis Muras
Web Master	Gary Rowen

NEXT MEETING

Saturday January 11th
Starting at: 9am
St. Stephen's United Methodist Church,
2003 W. 43rd Street, 77018

<http://www.wwch.org>

Newsletter Publication: Do you have an announcement or item for the newsletter? Send it to Chris Farquhar, WWCH Newsletter Editor, at wwchnewsletter@gmail.com. Please submit the item before January 29th to be included in the next newsletter.

We're on the
Web
www.wwch.org

Join our Facebook Group!
Woodworkers Club of
Houston

WWCH PURPOSE: The Woodworkers Club of Houston is a group of men and women of all ages and skill levels who promote, educate, and share the craft of woodworking. The club meets the second Saturday of every month from 9-11:30. Guests are always welcome at no charge. Membership dues are \$36 per year, or about the price of one good clamp!

Members Business Cards



If you would like to have your Business Card shown here
and you are a member in good standing.

Please see Chris Farquhar