

Woodworkers Club *of Houston*

Volume 35 Issue 2

February 2019

Inside this Issue

WWCH Calendar	p. 1
New Members	p. 1
President's Message	p. 1
Splinter Groups	p. 2
Odds & Ends	p. 2
HCCC.....	p. 2
Field Trip	p. 2
Show and Tell.....	p. 3-5
Vendor Ad	p. 5
WWCH General Information	p. 5

WWCH Calendar

7 Feb.....	Furniture Splinter Group
9 Feb.....	Monthly Meeting
17 Jan	CNC Splinter Group
26 Jan ..	Scroll Saw Splinter Group
24 Feb...	Hand Tool Splinter Group
7 Mar.....	Furniture Splinter Group
9 Mar.....	Monthly Meeting

Monthly Raffle



**Get your ticket at
the meeting!**

New Members

Welcome to WWCH

Cory Casella Gene Eschmann

Sam Jenkins Bill Schuster

We are happy to have you

MESSAGE FROM THE PRESIDENT

Like a lot of you, I work out of my garage. In my case, the garage is neither air-conditioned or heated (with the exception of a couple of small portable electric heaters), and so I am largely at the mercy of our Houston weather to determine the temperature of my work space.

As a result, winter is a great time for me to work both in and on my shop. The cooler temperatures make it a lot more comfortable to do things up in the attic like running a couple of new electrical circuits, and it has also been a chance to add some additional support to the old cabinets that I have overloaded with tools and supplies to the point that I was beginning to worry they might come tumbling down!

Is your woodworking also affected by outside influences? I can think of a lot of things (in addition to the afore-mentioned weather) that seem to take away from my shop time. For instance, even though I am retired, I sometimes am asked to work part time for a week or so. And of course, there are commitments to family, church, and other civic activities that often oblige me to be elsewhere.

What about you? What keeps you out of the shop when you might prefer to be woodworking?

Ben Tillison

WWCH President

Splinter Groups

Odds and Ends

CNC Router Splinter Group: The WWCH CNC router splinter group is currently on hiatus and looking for a new leader.

Hand Tool Splinter Group: The Hand Tool Splinter Group meets on the fourth Sunday of each month at Mark Bolinger's garage in Sugar Land near Hwy 6 and 90A. Email is the primary tool for schedule announcements; it will be used to communicate any changes or cancellations.

Email Mark for directions or details at marksmithb@windstream.net

Toy Splinter Group: Toy Splinter Group: Currently all toys are constructed by individual members for donation to area children's' charities. "Toy of the Month" plans and critical parts can be picked up at the WWCH monthly meetings.

For more information contact John Lastrapes, jlastrapes@entouch.net.

Scroll Saw Splinter Group: The Scroll Saw Splinter Group will meet April 27, 2019 at Woodcraft South (Beltway 8), 9:30 AM. Discussion topic to be announced later. Bring your Show N Tell items and questions for Problems N Solutions.

For more information please contact Norm Nichols at 281-491-3220 or Denis Muris.

Furniture Splinter Group: The furniture splinter group will meet Thursday, 7 February. The meeting will be held in George Alderete's shop. Details will be sent to all registered group members soon.

For more information on the furniture splinter group, contact Ron Kirchoff kirchko@gmail.com.

Sawmill Splinter Group is for those who are cutting and milling their own lumber or are interested in doing so. We discuss sawmills and lumber.

Anyone with logs to mill or an interest in the sawmill can contact Bill Lindsey at bill_lindsey@comcast.net.

2019 Dues: . If you wish to have your name included in the 2019 directory, you must pay your dues by Thursday, February 28, 2019. Directories will be available at the March WWCH meeting on Saturday March 9, 2019. Annual dues remain at the bargain price of \$36. You can pay at the next monthly meeting, or contact the treasurer, Henry Majoué.

Program Ideas: Tom Blanco, program director, is seeking input from the membership on what topics they would like presented at monthly meetings. Please pass on any ideas to Tom or another board member.

Houston Center for Contemporary Crafts(HCCC)

Our club has been asked again to participate in the HCCC Craft Community Day. It will be held at the Center on Saturday March 2, 2019 from 11 AM to 3 PM. We are going to participate by setting up a demo booth. Denis Muras will have his scroll saw and Jeff Larson will have his shavehorse there to do demos. Other demos are encouraged. Also we will be needing examples of your work to put in the booth. You can bring them to the February meeting or better yet bring them to the Center on March 2nd. We will need to be at the Center at 9:30 AM to set up our booth. Volunteers are needed to set up and staff the booth. Five or six folks would be very helpful. We will be signing up volunteers at the February meeting. If you have a demo that you would like to bring please see or contact Norm Nichols. This is a fun event where we can meet the public and swap lies with the turners! Let's do this!!!!

Save the Date

We are planning a field trip to Doctor Lumber and the Algoa Millworks in Alvin, Texas. This trip is planned for Saturday April 6th at 10am.

They have a dehumidification kiln, a 25" planer, drum sander, dust collection system, a woodland mills bandsaw mill and several chain saws to view.

Their website is www.doctorlumber.com.

Show and Tell

PRESENTERS

Chris Farquhar	Intarsia Clock
Dale Ward	Trays
Steve Wavro	Intarsia Golfer
Bob Wink	Folk Art
Mark Womack	Beer Totes
Denis Muras	Sign
Ben Tillison	Desk
Ron Kirchoff	Boxes
Ian Levine	Recipe Box
Norm Nichols	Salt Celler, Jig
Lon Kelley	Bowls
Mike Hardy	Music Stand
George Alderete	Cutting Boards
Charles Volek	Bookshelf, Desk
Fred Sandoval	Bending Pipe
Andy Anderson	Domino Racks
Singa Katari	Animated Box
George Graves	Bible Box, Bowls

Show and Tell photos & write-up submitted by Gary Rowen.

Chris Farquhar crafted this exquisite boot clock of red oak, ash, and Mexican ebony.



Dale Ward showed club members some dresser trays of various woods.



Steve Wavro had to get extra creative to get the boy's hands in the correct position in this golfing boy intarsia – they were wrong (from a golfer's perspective) in the original pattern.



Bob Wink's work with folk art resulted in story boxes featuring pool players, tennis players, and a skier. Bob modeled the pool player after Gary's younger days.


A friend gave **Mark Womack** some beer for Christmas (now that's a friend) so Mark made a couple of beer caddies for him. Mark used through mortises for partitions to keep bottles from rattling.




Show and Tell



A friend of **Denis Muras** got married so he crafted a sign for him from red cedar.



Norm Nichols explained how he used the jig to make rings for the salt cellar (yes, "celler"). And yes, Norm is storing salt in it, wisely not bringing a celler full of salt to the meeting.



Ben Tillison learned one thing – he'd rather build something new rather than rebuild something old. Ben detailed his efforts to rehabilitate an old typewriter desk and his first attempt at veneering. It is now a computer desk for his daughter.



A recently felled tree provided the source of wood for these turned bowls – actually turned while wet by **Lon Kelley**. As the bowls dried they shape-shifted requiring Lon to judiciously apply epoxy to fill cracks. Lon finished with wax.



Mike Hardy explained how all the pieces of his music stand go together to provide height and angle adjustment.



Ron Kirchoff crafted a couple of boxes for his wife for Christmas. This was Ron's first time with flocking and because of the fine powder involved recommended wearing a respirator.



Ian Levine's recipe box.

Show and Tell



From scrap wood, **George Alderete** crafted cutting boards from mahogany, maple, and walnut.




Andy Anderson showed one of 12 domino racks he crafted from dense wood.




After thanking Bill Hoffmeister for leading the group in making these cutting boards, **Bill Harris** explained how he planed and sanded the boards then finished with mineral oil. Bill stressed that every spot requires glue.



Singa Katari demonstrated his animated box that he crafted.



For his church's children's center **Charles Volek** crafted a book case that featured blocks representing the books of the bible. Charles also showed the computer tables he made for a school computer classroom and the library.



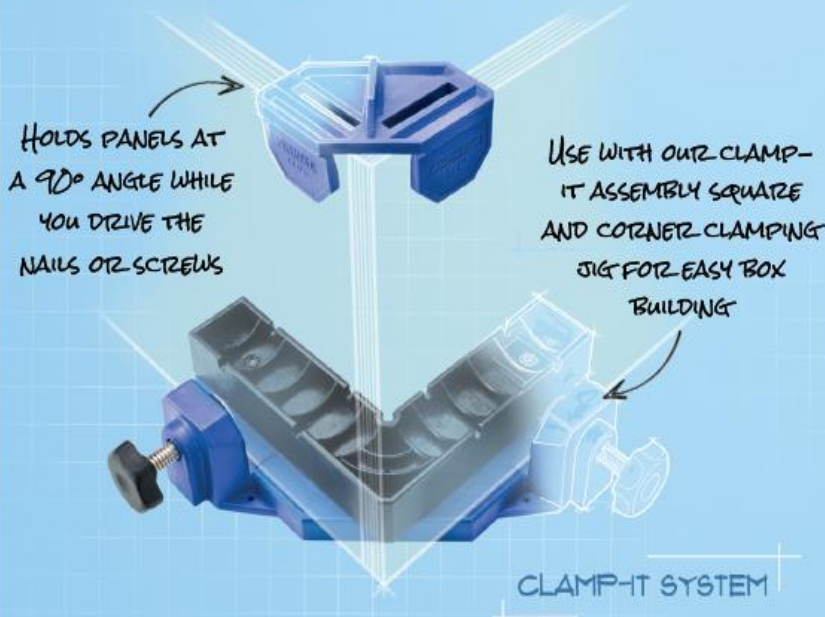
A case for his Great-Grandmother's bible was crafted by **George Graves**. George showed club members several turned bowls.



Fred Sandoval spoke about how he uses his iron to bend wood for instrument making.



CREATE ACCURATE CABINET, DRAWER AND BOX ASSEMBLY FAST AND EASY!



NEW!
\$9.99

■ **ROCKLER CLAMP-IT® CLIPS, 4-PK**

58849 3/4" CLIPS

58225 1/2" CLIPS

■ **CLAMP-IT® ASSEMBLY SQUARE**

SALE: \$9.99 Reg. \$12.99 SKU: 29190

■ **ROCKLER CLAMP-IT® CORNER CLAMPING JIG**

SALE: \$19.99 Reg. \$29.99 SKU: 58918



Create with Confidence™

FOUNDER'S DAY SALE PRICING VALID 2/1-2/28/19
3265 Southwest Fwy. • Houston, TX 77027 • (713) 622-6567
21352 Kuykendahl Rd. • Spring, TX 77379 • (346) 331-4081

WWCH General Information

WWCH BOARD OF DIRECTORS OFFICERS

President	Ben Tillison
Vice President	Tom Blanco
Secretary	Chuck Meeder
Treasurer	Henry Majoué
Publications Director	Ron Kirchoff
Past-President	Mark Bolinger

DIRECTORS

George Alderete, Norm Nichols,
Charles Volek

COMMITTEE CHAIRS AND CLUB SERVICE PROVIDERS

Book Library	John Gay
Donuts	Roslyn Hager
Club Logo Items	Norm Nichols
Social Media	M. Womack
Membership Book	Patti Page
Newsletter	Ron Kirchoff
Raffle	George Alderete
Refreshments	Steve Wavro
Technology	Denis Muras
Video Library	Lisa Sessions
Web Master	Gary Rowen

NEXT MEETING

Saturday Feb 9th, 2018

9:00 AM TO 11:30 AM

Bayland Community Center, 6400 Bissonet

Guests are always welcome at WWCH meetings!

Newsletter Publication: Do you have an announcement or item for the newsletter? Send it to Ron Kirchoff, WWCH Newsletter Editor, at kirchko@gmail.com.

We're on the web!

www.wwch.org

**Join our FacebookGroup!
Woodworkers Club of Houston**

WWCH PURPOSE: The Woodworkers Club of Houston is a group of men and women of all ages and skill levels who promote, educate, and share the craft of woodworking. The club meets the second Saturday of every month from 9-11:30 at Bayland Community Center, 6400 Bissonnet at Hillcroft. Guests are always welcome at no charge. Membership dues are \$36 per year, or about the price of one good clamp!