

Woodworkers Club *of Houston*

Volume 33 Issue 2

February 2017

Inside this Issue

President's Message.....	p. 1
WWCH Calendar.....	p. 1
February Meeting.....	p. 1
Splinter Groups.....	p. 2
WWCH Collecting Toys.....	p. 2
2017 Board of Directors.....	p. 2
January Program Wrap-up.....	p. 2
Time to Renew.....	p. 2
Odds & Ends.....	p. 3
Show and Tell.....	p. 3-5
2016 DVD Report.....	p. 5
Lie-Nielsen Event.....	p. 6
The Gathering of the Guilds.....	p. 6
Member Input.....	p. 6
Interested in Intarsia.....	p. 6
Vendor Ad.....	p. 7
WWCH General Information.....	p. 7

WWCH Calendar

Feb 2	Furniture Splinter Group
Feb 11	Monthly Meeting
Feb 19	CNC Router Splinter Group
Feb 26	Hand Tool Splinter Group
Mar 2	Furniture Splinter Group
Mar 4	Gathering of the Guilds
Mar 11	Monthly Meeting
March 17,18	Lie-Nielson Event
Apr 22.....	Scroll Saw Splinter Group

New Members

Welcome to WWCH

Don O'Day

Pick up your Membership Directory and sign in at each meeting so you will be counted.

MESSAGE FROM THE PRESIDENT

The January, 2017 WWCH meeting was a first for me and maybe some of our membership. The Center was closed due to it being Dr. Martin Luther King holiday. For some clubs not having access to their normal facilities would mean canceling the meeting for the day. I am happy to say that plans had already been implemented when I arrived that we were going to meet at the pavilion. I was amazed and also appreciative of how our members responded to the occasion and a plan was already in place to meet our needs. I want to thank all of those who stepped up to take care of coordinating a place to meet.

One of the main reasons I have been a member for so long in our club is the camaraderie and friendship extended to me and others from day one. I think it is by nature that woodworkers are some of the most friendly, warm, caring individuals that you will ever meet. Saturday's meeting was a classic example of the camaraderie shared within our group. The meeting went on as planned with as few inconveniences as possible given the circumstances. I want to thank Lynn Cummins for his presentation and for all of our members support for making our January meeting a success.

Our officers and board members are beginning to plan a new year with some fun activities that I know our members will enjoy. For our beginning woodworkers please do not be intimidated by some of the projects you see presented during show and tell. You will hear nothing but encouragement from our membership as you experience the fun in creating something new from wood. If you need assistance with a project please be encouraged to ask for help. Someone will be glad to assist you.

Thanks for your support,

Mike Turner - President

February Meeting

Our next meeting will be on Saturday, February 11th. Rebecca DeGroot will be presenting on her wooden art.

Splinter Groups

CNC Router Splinter Group will meet on Thursday, February 19, at 7:00pm at Katy Makerspace, February 19th, 2017 at 7:00pm at 2900 Katy Hockley Cut off Rd., #A104, Katy, Tx 77449. Please contact Mike Turner at 281-633-1807 or mktturner49@gmail.com for further assistance.

Hand Tool Splinter Group: The Hand Tool Splinter Group meets on the fourth Sunday of each month at Mark Bolinger's garage in Sugar Land near Hwy 6 and 90A. Email is the primary tool for schedule announcements; it will be used to communicate any changes or cancellations. Email Mark for directions or details at marksmithb@windstream.net

Scroll Saw Splinter Group: The SSSG will meet up again for its quarterly discussion on April 22, 2017 at Woodcraft South (Beltway 8) at 9:30 AM. Watch future issues of this publication for the discussion topic(s). We will have Show N Tell so plan on bringing your latest and greatest projects. Don't forget to have your items ready for the Problems N Solutions. For further information please contact Norm Nichols at 281-491-3220 or scrollsaw@comcast.net.

Toy Splinter Group: The toy group is currently on hiatus. Watch the newsletter for information about the new toy making meeting location and schedule later this spring.

For more information please call Andy Anderson at (713) 409-7030.

Furniture Splinter Group: The furniture splinter group is now meeting the first Thursday of the month. The next meeting will be on March 2nd. All are welcome. We are continuing work on our Maloof inspired rocking chair projects.

For more information or to be added to the email list for the furniture splinter group, email Lynn Cummings at Lmcummings@hotmail.com

Sawmill Splinter Group is for those who are cutting and milling their own lumber or are interested in doing so. We discuss sawmills and the projects possible with the lumber. Anyone with logs to mill or an interest in the sawmill can contact Bill Lindsey at bill_lindsey@comcast.net.

Intarsia Splinter Group: An initial meeting of members interested in learning more about Intarsia has been scheduled for Thursday, February 23, at 10:00 AM at Steve Wavro's Shop in Baytown. See page 6 for additional information on this new group. If you have any questions, please contact Steve at (281) 614-9517 or steve.wavro@gmail.com.

WWCH Collecting Toys

WWCH is collecting **STUFFED ANIMALS** to distribute to the police. They carry these stuffed animals in their squad cars to give to children when they answer domestic disturbance calls. These soft and cuddly toys are so helpful to a traumatized and tearful child when their world is turned upside down.

If you have access to stuffed animals that could comfort a child, bring them to a meeting and we'll take it from there.

Thank you, from the children!

New Officers for 2017

The 2017 board of directors was elected during the December meeting. Your new board for this year is:

President:	Mike Turner
Vice President:	Charles Volek
Secretary:	John Lastrapes
Treasurer:	David Janowitz
Publications:	Gary Rowen

Board Members: Bill Harris, Lynn Cummings, Joe Cook, and Roslyn Hager (Past President)

January Program Wrap-up



Lynn Cummings, WWCH Board Member, addressed club members on his process for crafting furniture. Lynn spoke of ways to plan your work, how to "see" how it will look, and how to plan for all the steps you need to take. Offering many tips and suggestions it was a talk very well done, thanks Lynn.

It's Time to Renew!

\$36 – Still the best deal in town!

You can pay your WWCH 2017 dues at the February meeting in cash, check made out to WWCH, or credit card. Or mail your check to David Janowitz. His address is in the club membership directory or you can email him at elstupido@att.net.

Reminder! To be included in the 2017 directory, dues must be received no later than Tuesday, February 28th. Please confirm that your contact information is correct on the sign-in sheets. This information goes into the directory

Odds and Ends from the Scrap Pile

- ◆ **Don't forget your member discounts:** Both Rockler and Woodcraft offer a 10% discount on many store items to members. The discounts are available daily at the Rockler store and on the 3rd Saturday of the month at Woodcraft. You must present your membership card to obtain the discount. Rockler also presents the club with a \$20 gift card whenever a certain number of membership cards are presented at the store.
- ◆ **Please check your contact information** When you sign in at the monthly meeting, please check your contact information. Notify Patti Page, David Janowitz, or Gary Rowen for any changes or corrections.
- ◆ **Notice all shop crawlers!** Attention all Woodworker's living in Clear Lake, Friendswood, and surrounding areas: YOU are on notice for the spring shop crawl scheduled for May 13th. Details to follow.

Show and Tell

Show and Tell photos & write-up submitted by Gary Rowen.
For high resolution pictures, visit www.wwch.org.

PRESENTERS

Mike Turner	Taborets
Denis Muras	Windows/Toys
Steve Wavro	Intarsia Nativity Set
Mark Bolinger	Wooden Spoons
Mark Womack	Cutting Boards
Lon Kelley	Turned Vessels
Norm Nichols	Crosses
John Gay	Scrapwood Box
Don Pott	Intarsia Plaque
Rick Spacek	Eye of the Elephant
Ron Matherly	Mesquite Chair



These window frames, made by **Denis Muras**, will definitely grace a church sanctuary.

They are of simple construction and lightweight. After making trains for his Mother-in-Law's grandson, Denis made a locomotive and a VW bus/camper for himself.



Mike Turner, WWCH President, showed club members his Taboret that he crafted with hand tools 52 years ago. This was Mike's first woodworking project and was crafted entirely of hand tools learning several different woodworking skills in the process – a lot for one project. The second one was made by a student several years ago mostly with power tools (without a smartphone either). Mike's taboret is of mahogany, the other of pine.



Taken from some Kathy Wise patterns, **Steve Wavro** crafted this set of figurines. What's different is that both sides of the figurines are shaped – there are no unseen “back” sides – a new challenge for Steve. As usual Steve did not stain but used Watco oil for certain woods to make the grain “pop” out better and some polyacrylic on other woods.

Show and Tell



From the hand tool splinter group, **Mark Bolinger** crafted some soup spoons – you know – for the lumps. Mark explained how he first roughed out the spoons by band saw then used a scraper followed by a spoke shave for the finer work.



From maple and purple heart **Mark Womack** crafted these two cutting boards which he finished with Watco oil. Mark elicited discussion on how to eliminate or avoid router burns – a problem that plagues all woodworkers using routers.



Crafting items in sets of four – why? Yup! For four (no, not 44) daughters who will be proud owners of their father's work, **Lon Kelley**. Lon tilted his bandsaw, with a ten tooth blade, to five degrees to cut the pieces required for these vases and then explained how everything came together from walnut, mahogany and some Wink wood.



Norm Nichols made three crosses to show in a craft show next month. Norm used black walnut, red oak and golden oak staining some then finishing with polyurethane. The Celtic cross is a Sue Mey design. Notice that one is a Fireman's cross.




John Gay put his scrap pieces to work by constructing boxes which will be donated to Beads of Courage (Arts-in-Medicine for Children with Serious Illnesses). John explained how he cut and glued, then again cut and glued, and again cut and glued to make everything come together. He used plywood for strong backing. I'm sure this will make some children feel much better.

Show and Tell



A "tusk" well done by **Rick Spacek** as he showed club members his Eye of the Elephant scroll saw work. Rick used 30 year old walnut then finished with walnut stain.



Sitting down to show his chair, **Ron Matherly** explained how he used a CNC machine to groove out the wood for the inlays on the curved back of the chair. Because mesquite wood comes with cracks Ron chose to epoxy turquoise into the cracks as you can see in the photo – looks quite artistic. Stressing that joinery is paramount when crafting a chair, Ron chose to use his Festool Domino machine. Because mesquite is not plentiful, Ron wrote a check out to his supplier for the privilege of first pick at the next delivery. The upholstery of ostrich was done by a professional upholsterer.



Crediting Steve Wavro for his help, **Don Pott** showed club members an intarsia of a Jack Russell terrier, a Christmas gift for his wife. This was Don's first attempt at intarsia – good job Don!

2016 DVD Library Report

The DVD library was quite active during 2016, with 130 DVDs checked out. Four DVDs tied for most checked out last year with 5 checkouts each: *Mastering the Art of Scroll Sawing* with Jeff Zaffino, *Professional Routing Secrets*, *Scroll Sawing for Accuracy*, and *The Art of Bandsaw Boxes*.

Fourteen DVDs were purchased for the library in 2016, all shown in the following list. The titles in italics are new and will be available for checkout during the February meeting.

Methods of Work with Marc Adams
Finishing Techniques with Marc Adams
Furniture Making Techniques Part I with Marc Adams
Furniture Making Projects Part II with Marc Adams
A Craftsman's Guide to Understanding Wood with Christian Beckswort, Lie-Nielson Toolworks
Making Ornamental Bandings with Steve Latta, Lie-Nielson Toolworks
Sawing Fundamentals with Christopher Schwartz, Lie-Nielson Toolworks
Sketchup Guide for Woodworkers
 Woodshop Safety with Marc Adams
 The Art of Bandsaw Puzzles with Alex Snodgrass
 Tuning and Using Chisels, Planes and Saws with Frank Klausz
 Garden Chair with Michael Fortune
 Pyrography Workshop with Sue Walters
 Chairmaking Techniques with Jeff Miller

I also received several DVD donations for the library. I will have those ready for checkout soon; watch for an article in the next edition of the newsletter.

What DVD titles or topics would you like to see added to the library this year? Send me your ideas at lisaasessions@gmail.com. The full DVD library can be seen on the WWCH webpage here: <http://wwch.org/Library/Videos.htm>. If you would like to reserve a DVD for checkout, please send me an email with the DVD title by the Friday before the meeting.

Lisa Sessions, WWCH DVD Librarian

Lie-Nielson Toolworks Hand Tool Event

When: March 17 – 18, 2017 / Friday 10am – 6 pm; Saturday 10am – 5pm

Location: Kellogg Furnituremaker

2303–B Dunlavey St, Houston

Learn about the tools and how to use them via hands-on demos.

WWCH will have a table there to advertise our club to other woodworkers. A few more volunteers are needed to talk about WWCH, hand-out brochures and sign up new members. Contact Chuck Meeder to volunteer at cmeeder69@gmail.com or 832-477-0323, or at the February club meeting.

Gathering of the Guilds

We have been invited to be part of The Gathering of the Guilds, March 4, 2017 from 11:00 am to 3:00pm at Houston Center for Contemporary Craft at 4848 Main. As many of you know we have done this for many years. This is a great way to show off our club activities and the wide range of talent, creativity and skills of our members. This is also a great event to meet future members to our club.

For those who do not know about this, let me explain, it is a lot of fun... Each year the museums open their doors free to the public. Houston has a huge district. It is so large that the Museum District had to do it in 4 parts so HCCC and other art galleries, museums, and other exhibits in that local area are open.

HCCC has made this day special by inviting many clubs, guilds and other organized groups together. If you are new to Houston or want expand an interest in a craft then this is the day for you. There will be weavers, fabric arts, potters, basket makers, quilters, polymer clay, iron workers, turners, sculptors, doll makers and others. It's fun to meet these groups.

What is different this year is the length of the event. In years past, the hours were from 9 to 5. And there were a lot of people coming in. In years past there were over 300 people walking thru the doors. Last year there was a very bad thunderstorm that day and a much smaller crowd.


At our February meeting please bring some of your work in so we can proudly show it off. One of the best part about our club is the wide range of different kinds of woodworking and skill levels. We could use 4 members at the table. This is a wonderful event to take your family to. There will be free parking, food trucks, free rides to other interesting sites. So if you cannot be with the club, drop by and visit, we will enjoy seeing you there and your family and friends will enjoy it too.

Your Input Is Requested

The club is interested in getting member inputs for what you would like to see covered in future programs. A survey will be distributed at the February meeting to get your ideas. Please let us know your thoughts.

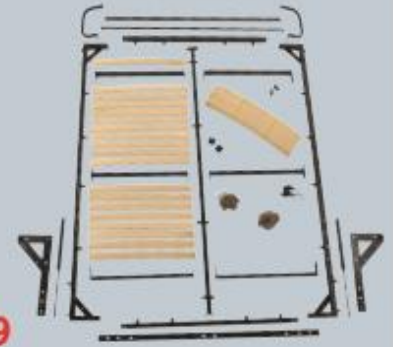
Interested in Intarsia

An initial meeting of members interested in learning more about Intarsia has been scheduled for Thursday, February 23, at 10:00 AM at Steve Wavro's Shop in Baytown. If there is sufficient interest, it may become a new regular Splinter Group. We'll start at the beginning, so the first discussion topic will be on pattern sources and how to select good ones for beginners. This meeting is also intended for hands-on problem solving, so if you have a project you are working on - please bring it with you. If you would like to bring a recently completed project that would be fine too. Subsequent meeting days/times/locations may change based on feedback from interested members. For now - Thursday mornings seem to be the preferred times by those who provided comments to Steve Wavro. If you have any questions, please contact Steve at (281) 614-9517/steve.wavro@gmail.com.



ROCKLER
EXCLUSIVE

ROCKLER
WOODWORKING AND HARDWARE
Create with Confidence™



NEW!
\$374⁹⁹

**QUEEN SIZE I-SEMBLE®
VERTICAL-MOUNT MURPHY BED
HARDWARE WITH FRAME PLATFORM**

- Piston lift for quiet, gentle opening and closing
- Includes knockdown platform with wood slats for comfort
- Instructions included for building a basic cabinet enclosure
- Additional sizes and styles available online

SKU: 54386

FOUNDERS DAY SALE PRICING VALID 2/4-3/3/17
3265 Southwest Fwy. • Houston, TX 77027
(713) 622-6567 • Rockler.com
Store Hours: M-F 8am-7pm • Sat 8am-6pm • Sun 11am - 4pm

WWCH General Information

WWCH BOARD OF DIRECTORS OFFICERS

President	Mike Turner
Vice President	Charles Volek
Secretary	John Lastrapes
Treasurer	David Janowitz
Publications Director	Gary Rowen

DIRECTORS

Bill Harris, Lynn Cummings, Joe Cook, Roslyn Hager

COMMITTEE CHAIRS AND CLUB SERVICE PROVIDERS

Book Library	John Gay
Donuts	Roslyn Hager
Club Logo Items	Norm Nichols
Membership Book	Patti Page
Members/Name Tags	Roslyn Hager
Newsletter	Ron Kirchoff
Raffle	Lynn Cummings
Refreshments	S. Wavro & R. Kirchoff
Technology	Denis Muras
Video Library	Lisa Sessions
Web Master	Gary Rowen

NEXT MEETING

Saturday February 11, 2017

9:00AM TO 11:30AM
BAYLAND COMMUNITY CENTER, 6400 Bissonnet

Rebecca DeGroot: Wood Art

Guests are always welcome at WWCH meetings!

We are now officially a 501(3)(c) charitable organization, effective 12/10/2016. Donations are now tax deductible. (Note: Club dues are not considered a donation)

Newsletter Publication: Do you have an announcement or item for the newsletter? Send it to Ron Kirchoff, WWCH Newsletter Editor, at kirchko@gmail.com.

We're on the web!

www.wwch.org

Like us on Facebook!
Woodworkers Club of Houston

WWCH PURPOSE: The Woodworkers Club of Houston is a group of men and women of all ages and skill levels who promote, educate, and share the craft of woodworking. The club meets the second Saturday of every month from 9-11:30 at Bayland Community Center, 6400 Bissonnet at Hillcroft. Guests are always welcome at no charge. Membership dues are \$36 per year, or about the price of one good clamp!