

# Woodworkers Club

## OF HOUSTON

VOL. 8, NO. 2

FEBRUARY, 1992

### Officers

Denis Muras - President 943-7745  
Jack Conry - Vice President 463-7352  
Bill Smith - Sec./Treasurer 695-3827  
Sharon Buckley - Newsletter Editor 944-6739

### Board of Directors

Ed Burger - 497-5718  
Joe Cook - 862-5623  
Zatis Murphy - 469-3563  
Don Sloan - 688-8986

### JANUARY MEETING

The January program was presented by Robert Brunner on Woodworking and Wood Carving in a one man production shop.

Robert first showed us some slides of his shop and his unique equipment. He made his own 37 inch wide drum sander for about \$500.00 dollars in parts. The drum raises and lowers similiar to the Foley Belsaw planer. Some of his equipment consists of a mortising and tenoning machine, ocllating spindle sander, a 1914-1915 bandsaw with a wooden pulley drive wheel and a 1920's multiple spindle carving machine, that will handle 12 pieces 10" wide at a time. This carving machine uses 4 motors with a flat belt drive, this design is still basicly the same as what is available on the new machines.

Robert showed us a bench that he was making for a company out of Midland, Texas. All of the benches that he has made for this company have carved backs, the carvings are of rabbits, cats, and right now he is working on a dolphin.

The first benches were made out of Cypress but they have problems with warpage, so he now makes the benches out of Mahogany. Robert prefers the Mahogany because of its carving qualities and that it is available in wide widths.

Robert must first hand carve the original design and then uses the multiple spindle carver to mass produce the remaining carvings. Some of the carvings must still be finished by hand carving, such as the fur on the rabbit.

You can use plaster originals as patterns but you must be very carefull as the plaster is easily damaged.

All the joints are mortise and tenons and require 13 clamps to glue up. After the glue sets up he dowels each tenon. The only mechanical fastener used are screws to attach the seat, and he then plugs the screw holes. If the bench is to be used outside he uses a

plastic water resistance glue, if the bench is for indoor use he uses just standard yellow glue.

For a finish Robert uses Thompson water seal wood finish.

### PRESENTATION OF CHARITY SHOW PROCEEDS

A representative of the Make -A-Wish Foundation accepted from the Woodworkers Club a check in the amount of \$3441.85, this amount was from the Charity Sale and the Rocking Chair raffle.

### PROJECTS FOR THIS YEARS CHARITY SALE

It seems like we just did this but its never to early to begin thinking about this years charity sale and just what you might make. Remember when your making a project its just as easy to make Two items as it is to make one, so make an extra one for the show.

### NEW YANKEE WORKSHOP SHOWS

Chuck Maxwell checked with Channel 8 and Norms new shows are beginning on January 26 at 12:00 Noon for 13 episodes.

### ANNUAL DINNER

As we mentioned last month, the officers and board are polling the members to find out if we would have a better turn out if we changed the date of the Dinner to a different time of year, as December is such as busy month for parties. Murray Gordon will be checking other locations and dates, so if you have any suggestions or ideas let Murray or any of the officers know.

### TIPS AND TECHNIQUES

Today's Woodworkers Magazine has made an offer to this club and other Woodworking Clubs to publish the members Tips and Techniques as a group. If they chose our clubs Tips and Techniques, they will give the Club a complete set of their past issues for 3 years and a free 2 year subscription for future issues. They will also pay each member that submitted a Tips or Techniques idea from \$20.00 to \$200.00

depending on the complexity of the suggestion. If you have any tips or techniques put it down on paper and give it to Sharon Buckley she will coordinate.

#### **SAFETY-----CLOSE CALLS**

By Murray Gordon

Murray asked the members to relate any close calls that they had relating to safety in the workshop.

Chuck Maxwell demonstrated how he skinned his thumb from planer kickback.

Do not stand directly behind the table saw or planer because of kickback.

Another member tried to taper maple legs on a Radial arm saw and ended up with a lump on his head.

A telephone in the shop sounds like a luxury but can be very important in case of an accident.

The best advice on safety is not to violate the rules!

Murray is still looking for a co-chairman to help him on safety--if your interested contact Murray.

#### **PROBLEMS AND SOLUTIONS**

Art Chester wanted to know what was the best temperature and humidity for the shop.

The solution was that there is no ideal humidity--the best rule of thumb is to have the humidity in your shop the same as the humidity where the finished piece will be used.

You can also check any of your hardwood jigs for movement do to humidity.

#### **BUY AND SELL**

For Sale ---Sears auto-scroller saber saw, variable speed with edge guide and circle cutting attachment and misc. blades.--\$30.00 contact Guy Meaders 771-4875.

#### **SHOW AND TELL**

Don Richardson showed us a new Jacobs Keyless Chuck that sells for around \$17.95, he is very pleased with the way that it works--and no more looking for that chuck.

Don also demonstrated a table saw fence using one Incra Jig and a drill press table using two Incra jigs at the X-Y position.

Chuck Maxwell showed us a way to clamp a fence to a router table--the plans are in the current issue of American Woodworker--they also have plans for a router table to go along with the fence.

Chuck also showed us how to plane veneer. He resaws the wood to 5/16 of an inch, then runs it through his planer on a shooting board covered with 120 grit sandpaper, the sandpaper holds the veneer to the board.

Deena Murray needed to cut a batch of circles and made up a circle cutting jig to fit the bandsaw. The jig was not elaborate but did the job it was made for. Many times a simple jig works just as well if not better than one

that you spend hours on.

Bill Hochmuth said that this table was basically the same as the one he made for the Charity sale, but he finished the Tiara (which is a member of the Mahogany family) to have the dark rich look of Mahogany. He used an Aniline Dye, because the aniline dye is water based you can finish the wood before assembly and not affect the glue joints.

Joan Brueggeman made a trash holder for those small plastic handled grocery bags. She also showed us some chip carving that she did on stamp holders and candle holders.

Robert Sandlin made a holder for finish nails that he wears on his wrist like a watch.

Lewis Vallette turned some bowls from Ash and spalted wormy Pecan.

Denis Muras made a Wagon Toy box from the Wooden Memories plans. He finished the wagon with two coats of Polyurethane and rubbed it down with a cotton T-shirt to tone down the sheen.

#### **MARCH WOOD AND TOOL SHOW**

We will be having a booth at the W.A.N.A. show in Pasadena, at the Pasadena Convention Center March 6, 7 and 8th. We need members to man the booth on Friday evening, all day Saturday and Sunday. We will be setting up the booth beginning on Friday at 4:00 P.M. the show opens at 5:00. We will have a sign up sheet at the February meeting--we need to get your names for the badges.

We also need items to place on display--if you can't come to the show on Friday bring your display items to the February meeting or get them to a member that will be there on Friday. We would like to have lots of woodworking projects to display.

Remember to wear your club shirts and or caps to the show. Its also a good idea to wear your shirt and or cap when you make purchases show to our advertisers that we support them.

#### **NEW MAGAZINE**

The publishers of Woodsmith now have a new magazine totaly dedicated to your shop. The first issue is out an covers subjects on jigs and accessories, tool and book review, plans for a router table, router fence and accessories, a table saw cabinet and fence accessories (bit guard, free-hand guard, adjustable featherboard, and a shop vacuum attachment to make the router table safer and easier to use).

#### **FEBRUARY MEETING**

WHEN: FEBRUARY 8, 1992 9:00 A. M.

WHERE: BAYLAND COMMUNITY CENTER  
ON BISSONNET AT HILLCROFT


PROGRAM: The program will be given by Bill Hamilton on Doll Houses and Furniture for Doll Houses.



# Pasadena Industrial Supply



## \$45



## Don't Buy A New DA Sander

Turn your existing 1/2" or 5/8"nc right angle grinder into a 5" or 6" Random Orbit D.A Sander that uses PSA adhesive discs and make use of tools you already own!  
Call us for details!

Power Tool & Accessory  
Headquarters for;  
Delta Machinery, Porter-Cable  
Milwaukee, Hitachi, Bosch,  
Makita, Saftey-Speedcut  
& More!

222 West Pasadena Freeway, Pasadena Texas 77506 472-5588

## Hardwood Lumber Co. Lawndale Division Imported and Domestic

Marine Plywood  
Parana Pine  
Teak

Honduran Mahogany  
Exotic Hardwoods  
Domestic Hardwoods  
WALNUT - BIRCH - ASH - CHERRY  
CYPRESS - RED AND WHITE OAK  
AND OTHERS

Quality  
Hardwoods - Softwoods - Plywoods  
Mouldings & Squares

MON. - FRI. 7:30 TO 4:30  
SAT. 8:00 TO 1:00

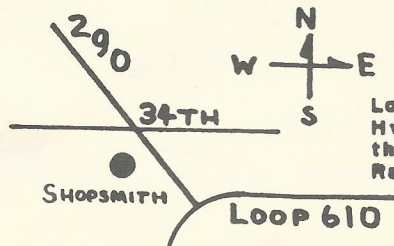
5401 Lawndale  
(713) 921-6131

A COMPLETE SELECTION OF FINISHING SUPPLIES.

12/91

## Your Complete Woodworking Center Check Out Our Hardwoods, Our Prices Are Low

Hours:  
Monday to Friday:  
10:00 a.m. to 8:00 p.m.  
Saturday  
9:00 a.m. to 5:00 p.m.




## Shopsmith Inc.

Located at 34th St. & Hwy. 290 to Austin on the West side in the Randall's Strip Center.

Northway Shopping Center  
10965A Northwest Frwy.  
Houston, TX 77092  
Phone: (713) 681-5200

1/92



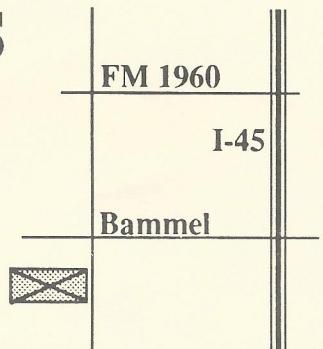
## AUSTIN HARDWOODS

13001 VETERANS MEMORIAL DR.  
HOUSTON, TEXAS 77014

### 440-0764

We stock over 80 species of lumber including rare exotics and turning stock. Plywood, Veneer, Moulding, Flooring, Tools, Millwork, Paneling Etc. also available

Exp. 2/93

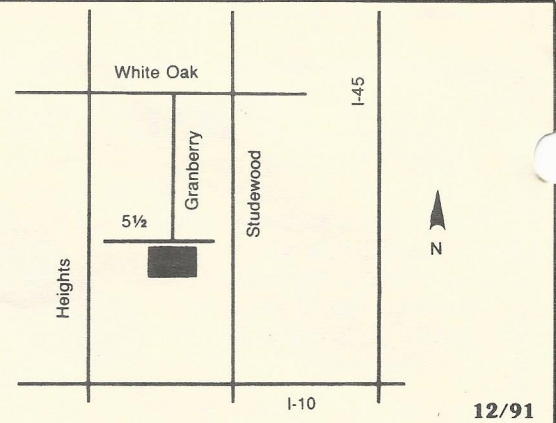


# HARDWOOD LUMBER CO.

700 E. 51/2 St. (In The Heights)  
Houston, Texas 77007  
(713) 862-6628  
Hours: M-F 7:30-5:00, Sat. 8:30-1:30

We stock over 65 species of lumber including  
hard to find exotics!

**Also: Plywood, Veneer, Moulding, Formica,  
Custom Milling, Woodworking Tools, Books, etc.**



## Send Today for the Most Complete Catalog Selection of Woodworking Supplies

Please Enclose \$1.00 (3rd class) or \$2.00 (1st class)


Name \_\_\_\_\_

Address \_\_\_\_\_

City \_\_\_\_\_ State \_\_\_\_\_ Zip \_\_\_\_\_

**Orders Shipped Within 48 Hours**

1/92



21801 Industrial Blvd., Rogers, MN 55374

PRINTED BY SPEEDY PRINTING SERVICE OF TEXAS 3727 W. ALABAMA, HOUSTON, TX. 77027 (713) 877-8466



5117 April Lane, Houston, Texas 77092

Hours: M-F 7:30-5:00 SAT 8:30-12:30

(713) 686-6176 Phone

(713) 686-3217 Fax

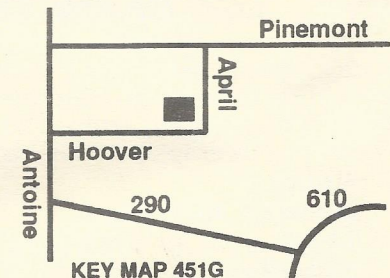
### DOMESTIC & IMPORTED HARDWOODS

Ash, Basswood, Birch, Cedar, Cherry, Cypress, Mahogany, Maple, Red Oak, White Oak, Padouk, Poplar, Purpleheart, Redwood, Sycamore, Teak, Virola, White Pine, Walnut, and More.

High Quality Domestic & Imported  
Plywoods, Softwoods, Hardwood Veneer  
Edgebanding & Hardwood Veneers  
**Excellent Service & Competitive Prices!**

ON SITE CUSTOM MILLING  
TO YOUR SPECIFICATIONS,  
S2S, S2S1E, S4S  
(No order too large or too small)

10/92



Woodworkers Club of Houston  
P.O. Box 34481  
Houston, Tx 77234

