


# The Sawdust Sentinel



Monthly newsletter of Woodworkers Club of Houston



Volume 40 Issue 12

December 2023

## Inside this Issue

WWCH Calendar.....	p. 1
President's Message.....	p. 1-2
HCCC Update.....	p. 2
Toy Distribution.....	p. 3-4
Tom McLaughlin.....	p. 5
Show and Tell.....	p. 6-10
Toy of the Month.....	p. 11
Program of Month.....	p. 11
Club Announcements.....	p. 11
Splinter Groups.....	p. 11
Meet the Members.....	p. 12
Vendor Ad.....	p. 13
WWCH General Information.....	p. 13

## MESSAGE FROM THE PRESIDENT

In December, it is often customary to look back at the year and thank the people that made the year the success that it was. When I look back and tally all the individuals involved in making this Club run, I am impressed and extremely thankful that so many people care enough to put their sweat and effort into making the Club the successful organization it is. I would like to take the last President's Message of the year to thank many of the people who go above and beyond for the Club. So, in no particular order ...

## WWCH Calendar

Monthly Meeting.....	12/09
Hand Tool Meeting.....	12/21
CNC Router Meeting.....	TBD
Furniture Meeting.....	TBD
Scroll Saw Meeting.....	TBD
All Day Meeting.....	04/13

Peter Doe for lending his wisdom as Past President, updating the Bylaws, and giving two awesome presentations. David Janowitz for staffing the Nominating Committee. Denis Muras for running the A/V at every meeting. Chris Farquhar for keeping us informed through the monthly newsletter. Patti Page for handling the sign-in sheets each month and Directory. Chuck Meeder for working with Houston Center for Contemporary Craft for the May Guild Day and November Family Day. Andy Tofuri staffing the raffle table and driving the toy making/distribution efforts.

(Cont. on Page 2)



Happy Holidays



## MESSAGE FROM THE PRESIDENT (cont. from Page 1)

Mike Hardy dutifully recorded the musing of the Board each month and Jack Bailie handled all the money and finances. Roslyn Hager for the donuts and Steve Wavro for the coffee to wash them down. Gary Rowen for tireless efforts on Club email, website, and Facebook page. Christopher Schwartz for designing new toys every month.

Lastly, but certainly not least, Michael Siegel for three years as VP, perhaps the hardest job in the Club. Michael was responsible for so many great activities: Hardwood Derby, portable workbench, Skills seminar, Mike Farrington, and many great presentations each month.

I hope that each Club member has a wonderful Holiday Season and doesn't stress out too much making those handmade gifts everyone appreciates so very much.

**WWCH President**  
**Tom Paulley**

## HCCC Update

The Fall Festival was a huge success. About 300 children selected their toy to decorate and put on wheels. They also raced their toys down a short track provided by WWCH. The work bench was used by the kids to cut wood with a hand saw or construct a simple frame. Another giveaway, provided by the Craft Center, was a section of bamboo with a whistle inserted in the end. Jeff Larsen and Peter Doe found a way to drill finger holes in all the 'flutes'. The kids and their parents had a great time. Thanks to all who contributed and/or participated. Andy Tofuri, Tom Paulley, Bill Harris, David Janowitz, Peter Doe, Jeff Larsen, David VanDewerker, Chris Schwartz, John Gay, and Chuck Meeder.



## Toy Group Distribution Update

Special Thanks to all the members that came out on November 14th to help package all the toys for this years Toy Drive. Below are the members that attended.

Bill Harris	Dave Vanderwerker
Dave Janowitz	Michael Siegel
Tom Paulley	Norm Nichols
Roslyn Hager	Ken Kuntz
Clarence Mallett	Dorsey Rushing
Patti Page	Larry Page
Steve Wavro	Alan Lipman
Marna Meier (new member)	John McLean (new member)
Charles Volek	Bill Hoffmeister
Mike Hardy	Dan Schmoker
Andy Tofuri	

Here is the list of the Toy Distribution:

FUMC Missouri City Armstrong Elementary  
FUMC Missouri City Rainbow Room  
FUMC Missouri City Kindergarten  
GiGi's Playhouse  
American Legion Post 2394, Missouri City  
House of AMOS  
Memorial Assistance Ministries  
Camp Blessing  
CPS - Harris County Childrens Protective Services  
DePelchin Children Center  
LINC Houston (A Lutheran Christian Mission Program)  
Holy Spirit Episcopal / Blessings in a Backpack  
Neighbors In Action  
United Methodist Women, Interfaith Ministry  
Jewish Family Services  
Sleep in Heavenly Peace  
Houston PD / Blue Santa  
Aishel House  
St. Stevens UMC  
Our Lady of Guadalupe - Rosenberg  
Good Reason Houston  
Galveston PD / Blue Santa  
Weekley YNCA  
Christ United Methodist Church Sugar Land Children's Ministry  
Texas Hope  
Junior Daughters of the King of the Diocese of Texas





# Toy Group Distribution Update (con't)





## Tom McLaughlin

Please save the date on your calendars and prepare to join us for an exhilarating all-day woodworking event. We are thrilled to announce that **Tom McLaughlin**, a renowned master craftsman and furniture maker, known for his starring role in the PBS show "Epic Woodworking" and the creator of the popular YouTube Channel "Epic Woodworking," will be gracing our town with his presence. Alongside him will be his talented wife, **Kris**, affectionately known as "The Camera Lady." Together, they will be sharing their wealth of woodworking expertise with our club.

Their presentation guarantees to take you on an inspiring journey into the captivating realm of woodworking, offering invaluable insights, techniques, and experiences that will enhance your skills and knowledge.

Stay tuned for forthcoming updates as we unveil the specific topic, agenda, and the venue for this extraordinary event. Trust us; you won't want to



miss this unparalleled opportunity to learn from two seasoned woodworking professionals.

Mark your calendars for April 13, 2024, and prepare to expand your woodworking horizons. We are eagerly looking forward to your presence!

Once again we will be meeting at St Steven's Church for this all day woodworking event.

Check out Tom's web site at:

[Epic Woodworking | Get to the Heart of Woodworking with Tom McLaughlin](https://www.epicwoodworking.com)

# Show and Tell




**Bernard Bynum**

- BBQ cabinet with  
Minwax stain



**Maria Carlo**

- Chair and stool of walnut finished  
with rubio oil



**Mike Turner**

- Tape dispenser and safety stick  
of reclaimed wood



**Brian Murrah**

- Charcuterie board  
of walnut finished in  
mineral oil





# Show and Tell

**David VanDewerker**

- Crosses and bell ornaments




**Henry Majoue**

- Henry Majoue -  
French rolling  
pins



**Tom Blanco**

- Star made of plywood



## Show and Tell (con't)

### Steve Wavro

- Intarsia scarecrows of western red cedar, yellow-heart, and, aspen. Cardinal of bloodwood, walnut, and, cedar



### Andy Tofuri

- Tap and die boxes of maple, oil, and walnut finished with Danish oil





# Show and Tell



**Mike Hardy**  
- Blanket chest of white oak



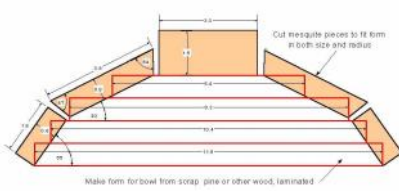
# Show and Tell



## Lon Kelley - Epoxy bowls finished in polyurethane



Mesquite and Epoxy Bowl – Lon Kelley



- Cross-sectional view of bowl and laminated wood to be cut to desired form

7/12/03

2

Mesquite and Epoxy Bowl – Lon Kelley



- Sketch or draw desired shape of bowl
- Design and acquire or make a form for shaping the bowl while epoxy is poured
- The form should be of a shape for which close-fitting pieces can be cut

7/12/03

3

Mesquite and Epoxy Bowl – Lon Kelley



- Clean up mesquite logs on lathe
- Set up bandsaw to cut the radius and size of pieces to fit the corresponding area on form

7/12/03

4

Mesquite and Epoxy Bowl – Lon Kelley



- Trial fit band-sawed parts on form
- Plan for method to pour epoxy

7/12/03

5

Mesquite and Epoxy Bowl – Lon Kelley



- Cover form with plastic wrap so epoxy doesn't stick to form
- Thoroughly cover all spaces to contain epoxy with masking tape
- Leaks will quickly drain epoxy with mess and lost \$\$

7/12/03

6

Mesquite and Epoxy Bowl – Lon Kelley



- Epoxy was poured in two stages. One for the rim and one for the larger pieces of the bowl body and bottom
- Epoxied bowl shown in lathe after removal of form and ready to skim cut the outside surface

7/12/03

7

Mesquite and Epoxy Bowl – Lon Kelley



- Inside of bowl in lathe after partial skim cutting
- Bowl on table and masking tape applied to the inside and outside to form rim
- Pour epoxy into taped form to make the bowl rim

7/12/03

8

Mesquite and Epoxy Bowl – Lon Kelley



- Finished bowl after sanding and spraying with polyurethane
- Finishing steps included water-sanding with 400 grit wet paper and applying paste wax

7/12/03

9





## Toy of the Month

A link to the Toys of the Month file can be found on the WWCH Web Site

[Plans and Drawings \(wwch.org\)](http://wwch.org)

## Program of the Month

### "The Jointer" | Mike Turner

Mike will share the primary use and function of a jointer and the safety involved in using it. He'll also tell us what to look for in a jointer and some techniques we can use to salvage lumber that does not look worth saving.

### "Safety Traps" | Rod Griffith and Michael Siegel

People are fallible, and even the most accomplished individuals are prone to making mistakes. However, recognizing the various traps that can lead to these mistakes and knowing how to navigate them can significantly enhance safety and performance levels. In this interactive discussion, we'll explore some common but oft-ignored safety traps together. So bring your scary stories and close calls (but not your judgment).

## Club Announcements

- ◇ The yearly all day meeting will be held in April 2024 this coming year instead of August. We have a special guest speaker; Tom Laughlin. You can read up about him on page 6. Mark your calendars and join us on April 13th 2024.
- ◇

## Splinter Group Information

**CNC Router Group:** Date and location; TBD. For more information please Contact Bill Teague; [wateague@gmail.com](mailto:wateague@gmail.com)

**Scroll Saw Group:** Next meeting is TBD; meetings are held at the Bayland Community Center at 9:00AM. For more information please contact: Norm Nichols; [scrollsaw@comcast.net](mailto:scrollsaw@comcast.net) or Denis Muras; [denis\\_muras@yahoo.com](mailto:denis_muras@yahoo.com).

**Furniture Group:** Currently the Furniture Group does not have a meeting place. Until a new location can be found, there will not be any meetings on the calendar. Any questions, please contact: Ron Kirchoff; [kirch76@gmail.com](mailto:kirch76@gmail.com) or George Alderete; [brodie1200@gmail.com](mailto:brodie1200@gmail.com)

**Hand Tool Group:** Next meeting is December 21st. For more information on location, and / or to be added to their email list please contact: George Alderete; [brodie1200@gmail.com](mailto:brodie1200@gmail.com) or Henry Majoue; [hjmajoue@gmail.com](mailto:hjmajoue@gmail.com)

**Sawmill Group:** For more information please Contact Bill Lindsey; [bill\\_lindsey@comcast.net](mailto:bill_lindsey@comcast.net)

**Toy Group:** Toys are independently produced, if you are interested in building toys for the toy program, please contact: Chris Schwartz; [christopher7schwartz@gmail.com](mailto:christopher7schwartz@gmail.com) or Andy Tofuri; [andy.tofuri@comcast.net](mailto:andy.tofuri@comcast.net) . You can also preview the Toy of the Month on the web site.

## New Members

We are pleased to welcome 2 new members: Gregory Owens & John McLean Jr.

## Meet the Members



**Gary Wallace**

Club Member since 1988; Board of Directors 1989

Gary started woodworking in junior high school in the early 50's, built a small walnut bookcase, learned how to use tools and some foundry work. He joined the Marine Corps in 1959 and after returning home in 1961 proceeded to work on small items around the home in his basement workshop. Gary spent the next 35 years in the computer field and after that, opened a furniture repair and refinishing business. He had to remake a lot of parts for furniture, so his woodworking knowledge was put to good use. Gary decided to close the business after 22 years in February 2020. He joined the club in 1988 and was on the board of directors in 1989. Lately his wood-working interests are primarily lathe work and some scroll sawing.




**Dan Schmoker**

Member Since 1999ish

Dan love trees and wood and making things. His first foray into woodworking was pounding nails into boards, sitting on the floor. His uncle was a skilled Carpenter and furnished

lots of nails already staired. His 1st work-bench was redwood painted red; he still has it. Mostly now Dan is a woodturner. He makes tops for the Xmas exchange, also

peg and pull toys. Mostly he turn bowls for the Empty bowls effort as a fundraiser for the food bank. He gives away his work to various silent auctions; also does some flat-ware. Recently Dan made a folding Adirondack chair in black walnut that was cut in Illinois from his Tree Farm. His shop is a 3 bay garage, vehicles prohibited. It has AC so he spends a lot of time in the shop. He loves hand tools especially Japanese pull saws, rasps, spoke shaves and even card scrapers. After 65 years Dan said he finally learned how to put a good bur on the scraper.







**\$25<sup>49</sup>**

**4-IN-1 CUTTING BOARD HANDLE ROUTING TEMPLATE**

Rout handles into cutting boards, chests, totes and drawer fronts!  
Reg. \$29.99 (68393)



**\$109<sup>99</sup>**

**MINI DELUXE PANEL CLAMPS, 2-PACK**

Accepts panels from 1/2" to 1 1/2" thick and 5 1/2" to 16" wide  
Reg. \$129.99 (66150)



**\$69<sup>99</sup>**

**CUTTING BOARD JUICE GROOVE ROUTING JIG**

Simplifies routing of a juice groove around cutting boards up to 18" x 18"  
(65130)

**15% OFF CUTTING BOARD KITS**



 **ROCKLER®**

HOLIDAY SALE PRICING VALID 11/17-12/25/2023  
3265 Southwest Fwy. • Houston, TX 77027 • (713) 622-6567  
21352 Kuykendahl Rd. • Spring, TX 77379 • (346) 331-4081

**WWCH General Information**

**WWCH BOARD OF DIRECTORS OFFICERS**

President	Tom Paulley
Vice President	Michael Siegel
Secretary	Mike Hardy
Treasurer	Jack Bailie
Publication Director	Chris Farquhar
Past President	Peter Doe

**DIRECTORS**

Gael Golden, Dorsey Rushing  
Sam Grice

**COMMITTEE CHAIRS AND CLUB SERVICE PROVIDERS**

Donuts	Roslyn Hager
Club Logo Items	Norm Nichols
Membership Book	Patti Page
Newsletter	Chris Farquhar
Raffle	Andy Tofuri
Refreshments	Steve Wavro
Technology	Denis Muras
Web Master	Gary Rowen

**NEXT MEETING**

**Saturday December 9th**  
**Starting at: 9am**  
**Bayland Community Center**  
**6400 Bissonnet St, Houston, TX 77074**

<http://www.wwch.org>

**Newsletter Publication:** Do you have an announcement or item for the newsletter? Send it to Chris Farquhar, WWCH Newsletter Editor, at [wwchnewsletter@gmail.com](mailto:wwchnewsletter@gmail.com). Please submit the item before December 27th to be included in the next newsletter.

*We're on the Web*  
[www.wwch.org](http://www.wwch.org)

**Join our Facebook Group!**  
**Woodworkers Club of Houston**

**WWCH PURPOSE:** The Woodworkers Club of Houston is a group of men and women of all ages and skill levels who promote, educate, and share the craft of woodworking. The club meets the second Saturday of every month from 9-11:30. Guests are always welcome at no charge. Membership dues are \$36 per year, or about the price of one good clamp!