

Woodworkers Club

OF HOUSTON

VOL. 8, NO. 12

DECEMBER, 1992

Officers

Denis Muras - President 943-7745
Jack Conry - Vice President 463-7352
Bill Smith - Sec./Treasurer 356-6509
Sharon Buckley - Newsletter Editor 944-6739

Board of Directors

Ed Burger - 497-5718
Joe Cook - 862-5623
Zatis Murphy - 469-3563
Don Sloan - 688-8986

NOVEMBER MEETING

Our scheduled speaker cancelled at the last minute, so Jack had to scramble to find a replacement.

Zatis Murphy came to the rescue with a program on how he makes wooden pens. Zatis took a clinic from Ed Burger and read the articles in American Woodworker and Wood magazine. Ed told Zatis that after practice he could make a pen in 20 minutes. After making 120 pens and 100 pencils he said that he can make a complete pen or pencil in 20 minutes.

Zatis buys his pen, pencil and turning supplies from Craft Supplies in Provo, Utah phone number 1-800-551-8876.

Pens look best made out of any good hardwood, any color, any grain preferably with a contrasting grain. Woods such as Zebra wood, Purple Heart, Curly Maple, Cocobolo, Ash, Oak or Padouk which starts out a UT orange but turns into Aggie Maroon.

To highlight the grain cut your blanks at an angle to the grain, when cutting out a matching pen and pencil set cut them out side by side. Blanks are 5/8" x 5/8" x 5 inch long. These are too short to cut out on a table saw so Zatis cuts them out on the bandsaw. He has his own system for marking each pen so that he can match them up later.

Zatis sets up a stop on his chop saw to cut these blanks in half--careful pens have a different length than the pencils.

He then drills a 7mm hole down the center--you can chuck it in the lathe or drill on a drill press using a fence and a stop block, Zatis holds the blank in a wooden hand screw. Plunge the drill slowly, clear the chips often and continue drilling till through--drill press speed should be about 1100RPM.

Next you insert the brass tube into the hole, to insert the brass into the hole, Zatis uses a 1/4" wood dowel inserted into the brass tube. He places a few drops of ZAP A GAP (super glue) on the brass tube, make sure the brass

tube is flush with the wood.

The wood blank is then inserted on a mandrel on the lathe, be sure to use a ball bearing center.

You will also need a 3" wide tool rest, if you cannot find a tool rest this small for your lathe, do what Zatis did. Buy a 6" wide tool rest and Hacksaw off the ends to make a 3" wide tool rest.

Zatis uses a 1/2" gouge to rough down the shape and a skew to true up.

He then sands down with wet/dry 220 grit with the lathe turning, then 320 grit with the grain and with the lathe off. He then uses 400 grit to 600 grit and while the lathe is spinning he uses 0000 steel wool.

Zatis uses a padding lacquer which Crafts Supply calls French Polish.

While the lathe is running he waxes the pens with a liquid wax or a wax stick.

True up the end by just touching on the sander, the pen clip is recessed down into tube, with a notch cut for the clip. Zatis uses a magnifier for close work and a dremel tool to cut the notch. He uses a woodworkers vise to press fit the pens together.

Fountain Pens are also available.

Remember you are only limited by your imagination.

OFFICERS FOR 1993

Election of officers were held and the following members were elected to serve in 1993:

PRESIDENT: Bud Froelich
VICE-PRESIDENT: Ted Kurland
SEC./TREAS.: Joe Wainright
BOARD MEMBER: Art Chester
BOARD MEMBER: Jack Conry
BOARD MEMBER: Denis Muras
BOARD MEMBER: Bill Smith

ANNUAL BANQUET

We are working on having our Banquet probably in February. Our objectives are to

increase the quality of the food, hold the line on costs and increase attendance. Next month we should have more information and an attendance form.

WORKSHOPS AND CLINICS

Denis Muras said he will hold a toy making clinic but would like some ideas on what aspects he should cover.

SAFETY Fire Prevention and Fire Extinguishers By Zatis Murphy

Zatis handed out pamphlets on fire prevention and fire extinguishers.

For solvent and electrical fires use CO 2, for wood you need dry chemical to cool the wood.

Extinguishers are rated thus:

Class A B C is best, Class B C not for wood.

Our resident Fire Chief Tom Talasek recommends not to buy an extinguisher with plastic heads.

Before discarding that extinguisher be sure to expell the pressure.

NOVEMBER PROJECT--CHRISTMAS GIFTS

Preston Smith made a Nativity Scene.

Don Sloan told us about some pin stripped italian cutting boards.

DECEMBER PROJECT---CLOCKS

Lets see lots and lots of clocks.

SHOW AND TELL

Jimmie Harp made a Cedar chest with a carved top. The chest is lined with tongue and groove cedar closet lining. Jimmie finished the outside with Bartley's Pennsylvania cherry.

Ed Smith made a model T ford from Norm Marshall plans. He changed the head lights to place them in the correct location.

Michael Turner made a lamp stand from a track light that he picked up at a garage sale.

Chuck Maxwell made some raised panel doors for a childs play house.

GROUP PURCHASES

We have had a lot of requests for the Aluminum clamps that we bought as a group years ago. We have contacted the company and they are willing to sell to us direct. The price will depend on how many we purchase. The clamps are sold in boxes of ten. Don Sloan will coordinate and will take a survey at the December meeting as to quantity and lengths. If you want to purchase these clamps and cannot attend the Dec. meeting talk to Don. We should have prices listed in the January Newsletter and will take orders for these clamps at the Jan. meeting with your money. This may be the one and only for a very long time so don't miss out.

PEN AND PENCIL SETS Would you be interested in buying these items in bulk? We have alot of members making pens and pencils and you can save alot of money by buying in bulk. Last year a couple of members got together and

purchased 200 and saved quite a bit of money on each set. We could all get together and buy 500 pens and pencils and save even more.

A few months ago we told the member about a place to purchase Titebond glue at a discount--Stacy Sales 404 Washington 497-8693 Reg. Titebond \$9.50 Gal. and Titebond II \$13.50 Gal.

CHARITY SALE OR SOMETHING ELSE ?

There has been suggestions from the members and from the officers that we might get better participation in our yearly charity project if we tried something else. At the last board meeting it was suggested that we get together in groups and make Toys for Tots or toys to donate to the Shriners or to the Texas Childrens Hospital, etc.

What do you think? Would this be a better idea or would you prefer to continue as we have in the past? Please let your wishes be known, so we can start planning for next year.

THANKS FOR YOU SUPPORT

We would like to thank all of our advertisers for supporting our club.

So when its time to make that purchase of Tools, Wood, Woodworking Supplies or Hardware look first to our advertisers:

PASADENA INDUSTRIAL SUPPLY

AUSTIN HARDWOODS

HARDWOOD LUMBER CO.

HOUSTON HARDWOODS INC.

THE WOODWORKERS' STORE in Rogers, MN.

For the addresses of our advertisers please refer to their ads in this newsletter.

DECEMBER MEETING

WHEN: DECEMBER 12, 1992 9:00 A. M.

**WHERE: BAYLAND COMMUNITY CENTER
ON BISSONNET AT HILLCROFT**

PROGRAM: The program will be presented by Don Price of Paul's Mill and Door, on the making of doors.

1993 DUES

The Dues for 1993 are due by January 9, 1993. Please note the deadline !! If your dues are not received by the 1st meeting of the New Year we cannot guarantee that your name will appear in the 1993 Yearbook and you will not receive the February Newsletter. This deadline will help to get the 1993 Yearbook with roster out much sooner than in past years. We will also be making new Name badges at this same time for paid members. So don't forget to get those dues in no later than the January meeting.

TO JOIN W.W.C. OF HOUSTON FOR 1993, BRING TO THE REGULAR MEETINGS OR SEND YOUR DUES TO WOODWORKERS CLUB OF HOUSTON P.O. BOX 34481, HOUSTON, TEXAS 77234. MAKE CHECKS PAYABLE TO WOODWORKERS CLUB OF HOUSTON. SEE FORM BELOW FOR DUES INFORMATION.

Cut off and complete

LAST NAME _____ FIRST NAME _____

HOME PHONE _____ WORK PHONE _____

ADDRESS _____ CITY _____


STATE _____ ZIP _____ SPOUSE'S NAME _____

OCCUPATION/CRAFT:** _____

RENEWAL MEMBERSHIP _____ \$18.00 NEW MEMBERSHIP _____ DUES ARE PRORATED BY THE MONTH IN WHICH YOU JOIN.

***** PLEASE CIRCLE THE MONTH IN WHICH YOU JOIN.*****

| | | | |
|--------------|----------------|--------------|--------------|
| JAN: \$18.00 | APRIL: \$13.50 | JULY: \$9.00 | OCT: \$4.50 |
| FEB: \$16.50 | MAY: \$12.00 | AUG: \$7.50 | NOV: \$3.00 |
| MAR: \$15.00 | JUNE: \$10.50 | SEPT: \$6.00 | DEC: \$18.00 |



Pasadena Industrial Supply

BOSCH

\$185

*Closeout Special!
Quantities Limited!*

3 hp Variable Speed plunge router gives a "soft start" & delivers constant speed even under load. Provides speed range of 12000-18000 rpm. Plunge base has 3" stroke & can be set at 8 different plunge depths.

We also have single speed & 220 volt versions available at similar savings



*Happy Holidays
from
Pasadena Industrial*

222 West Pasadena Freeway, Pasadena Texas 77506 472-5588



5117 April Lane, Houston, Texas 77092
Hours: M-F 7:30-5:00 SAT 8:30-12:30
(713) 686-6176 Phone
(713) 686-3217 Fax

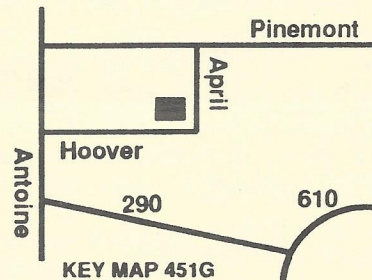
DOMESTIC & IMPORTED HARDWOODS

Ash, Basswood, Birch, Cedar, Cherry, Cypress, Mahogany, Maple, Red Oak, White Oak, Padouk, Poplar, Purpleheart, Redwood, Sycamore, Teak, Virola, White Pine, Walnut, and More.

High Quality Domestic & Imported Plywoods, Softwoods, Hardwood Veneer Edgbanding & Hardwood Veneers
Excellent Service & Competitive Prices!

ON SITE CUSTOM MILLING TO YOUR SPECIFICATIONS, S2S, S2S1E, S4S (No order too large or too small)

10/93



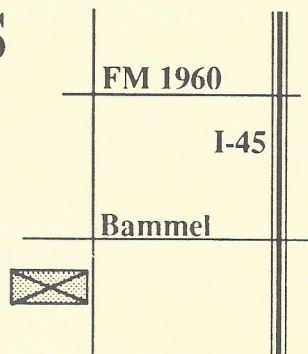
AUSTIN HARDWOODS

13001 VETERANS MEMORIAL DR.
HOUSTON, TEXAS 77014

440-0764

We stock over 80 species of lumber including rare exotics and turning stock. Plywood, Veneer, Moulding, Flooring, Tools, Millwork, Paneling Etc. also available

Exp. 2/93

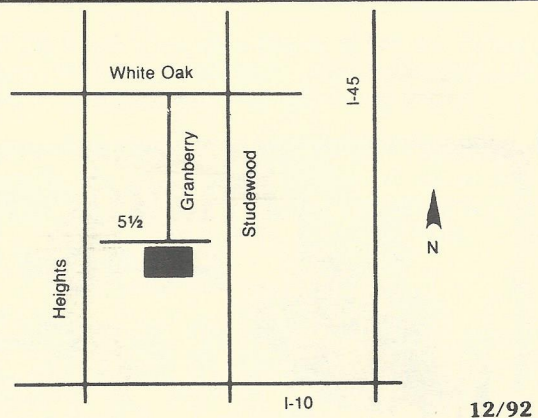


HARDWOOD LUMBER CO.

700 E. 51/2 St. (In The Heights)
Houston, Texas 77007
(713) 862-6628
Hours: M-F 7:30-5:00, Sat. 8:30-1:30

We stock over 65 species of lumber including
hard to find exotics!

Also: Plywood, Veneer, Moulding, Formica,
Custom Milling, Woodworking Tools, Books, etc.



Send Today for the Most Complete Catalog Selection of Woodworking Supplies

Please Enclose \$1.00 (3rd class) or \$2.00 (1st class)


Name _____

Address _____

City _____ State _____ Zip _____

Orders Shipped Within 48 Hours

7/93



21801 Industrial Blvd., Rogers, MN 55374

PRINTED BY SPEEDY PRINTING SERVICE OF TEXAS 3727 W. ALABAMA, HOUSTON, TX. 77027 (713) 877-8466

Woodworkers Club of Houston
P.O. Box 34481
Houston, Tx 77234

