

Woodworkers Club

OF HOUSTON

VOL. 7, NO. 12

DECEMBER, 1991

Officers

Zatis Murphy - President 469-3563
Denis Muras - Vice President 943-7745
Leo Orinderff - Sec./Treasurer 445-5460
Sharon Buckley - Newsletter Editor 944-6739

Board of Directors

Claude Emory - 861-3495
Ted King - 351-6808
Don Richardson - 661-1365
Lewis Vallette - 643-2014

NOVEMBER MEETING

Our guest craftsperson was Barbara Ceraley of Bluebonnet Woods. Barbara presented a very interesting and informative program on Intarsia. Barbara painted for many years before discovering intarsia. She was traveling on an airplane when someone left behind a Wood magazine with Judy Gale Roberts on the cover. She realized that there were many painters out there painting Bluebonnets and old barns but she had never before seen Intarsia.

Her first project was a Panda Bear from one of Judy Gale Roberts patterns. She suggests when you start to do intarsia begin with a pattern that has limited pieces like the Panda bear--35 pieces.

She wanted to test the market place to see if there was any interest in Intarsia. She crafted an Eagle which she immediately sold from the back seat of her car when she went to the printers to have her business cards printed.

Barbara draws many of her own patterns but also has found that Stain Glass patterns work well, as long as you rework and redraw them--make sure that you can complete your cut on the bandsaw---don't work yourself into a corner you can't get out of.

She works primarily in red cedar but will use other woods for accent and color. The hardest thing is finding the right wood to use. You must look beyond just the quality of the wood to find the grain and patterns in the wood to make them look like fur or feathers. Barbara arrives at a lumber yard looking for wood with mountains or lakes in the grain or texture.

She accepts custom orders but will not do portraits in wood, one challenge was a Black Horse--its pretty hard to find black cedar but she succeeded in finding some very dark cedar to complete the project.

On most pieces she uses about six different shades of cedar, using the lightest to the darkest for making one object appear closer or

further back.

You can use other woods but cedar is preferred because it is a soft wood and easily shaped on a sander.

At first people think when they see Intarsia that its a puzzle and try to take them apart.

Intarsia is hard and time consuming.

First you must find that right piece of wood that looks like what you are trying to represent. Second to transfer the pattern to that piece of wood and then cut on the bandsaw using an 1/8 th inch blade. She then places all the pieces on the pattern to see how they fit and how they look in relation to each other and which pieces need to be raised or lowered. To raise the pieces she cuts the same shape out of 1/4" Luan to place behind the piece. If any piece does not fit up tight to the next piece she then sands to fit. Next she gives the piece a 3-dimensional look by sanding on an inflatable sander.

After the pieces fit together correctly she hand sands each piece smooth and refits the piece together again. Next she gives each piece front and back 4 coats of an acrylic finish, then refits all the pieces and resands all the pieces, to finish the pieces they must all receive another 4 coats of finish.

Because of the lack of competition in the market place Intarsia sales have been pretty good in the big cities.

One reason for the lack of competition is that Intarsia is very time consuming and you may never get a full return on your labors. Barbara does it because of a labor of love.

We would like to thank Barbara for her very interesting presentation and patience in answering all the members questions.

We also spoke to Barbara about visiting her shop and seeing first hand intarsia in production. We hope to do this in the spring after the cold weather as a field trip. She and her husband live in New Ulm about 90 miles from Houston. We will let you know in plenty of time.

CHARITY SHOW AND SALE

The first total is \$2,915.00 for the sale at Greenspoint Mall. We are still going to raffle off Dan Shaklovitz's rocking chair and we still may have a sale for Tom Talasek's cedar chest. If you have any money for the charity sale please get it to Leo as we will present the check at the January meeting.

Again this sale could not happen without the members generous donations of time and projects, plus all the committee work. Thanks to all !!!

RAFFLE--RAFFLE--RAFFLE

As mentioned previous we will be raffling off Dan's Solid Maple Rocking Chair worth over \$350.00.

Tickets will be sold at the Christmas Dinner December 13th and also at the regular December meeting on the 14th. The price of the tickets will be \$5.00 each you may purchase as many as you like---if you have any friends who would like to purchase tickets just get your money to Andy Anderson who will have the tickets for sale.

We will draw the winner during the regular December meeting on the 14th.

Good Luck to All !!!!!!!!!!!!!!!!!!!!!!!

ELECTION OF OFFICERS FOR 1992

President-----Denis Muras
Vice President-----Jack Conry
Sec./ Treas.-----Bill Smith
Board of Director----Ed Burger
Board of Director----Joe Cook

These fine members were voted by unanimous acclamation to be your new officers for 1992.

SAFETY

By Murray Gordon

Safety Shoes in the Woodworking Shop

Murray suggests that all wood workers use steel toe shoes while working in the shop. Sneakers might be comfortable but not very safe. The cost of these vary in price--you can spend upwards of a hundred dollars or in the 40 to 50 dollars range depending on how much you work in the shop. The steel toe shoe comes in many different styles these days--not just the old style factory type--you can also purchase steel toe shoes that look like running shoes.

Even if you wear steel toe shoes its not good practice to drop large heavy objects on your feet--be carefull.

While were discussing our feet and how we abuse them. A good suggestion was to use anti-fatigue mats to stand on while operating machines or assembling. They are fairly inexpensive and can save wear and tear on your feet, knees and legs. They also work as

insulators from those cold concrete floors.

Another safety problem that arose was that a member thinking that he had purchase safety glasses found out that they were no. Some eye glass dispensers think that because most eyeglasses are plastic that they will not shatter under normal use and think that they are safe--yes plastic will not shatter like glass but they are not safety glasses. The frames must also be of the safety glass variety to keep the lenses from being pushed into your eyes. To make sure that you have safety glasses check that the lenses and the frames have the safety glass marking Z87. If this does not appear on the lenses and the frames, you do not have safety glasses.

PROBLEMS AND SOLUTIONS

Tom Gathright wanted to know at what speed a 8" flywheel circle cutter could safely be used. It was suggested that he use the slowest speed available on his Drill Press and be very careful--clamp the wood you are cutting to the table, do not use your hands as a hold down.

MEMBERSHIP DUES FOR 1992

We have started to collect dues for 1992, you may pay them now or wait till January but they are due by January 31, 1992.

We will be printing a new membership roster in March, so if you don't pay you dues by January your name may not appear on the roster.

NAME BADGES

We will also print new name badges for all paid members for the March meeting. Now is the time to make any changes ----we can only print the name as we receive it--we have many badges with only initials and the members last name because this is the way your filled out the membership application. If you want your first name or your nickname on your badge tell Sharon Buckley now--because once they are printed its very hard to get it changed and a new badge printed as many can attest.

DECEMBER MEETING

WHEN: DECEMBER 14TH, 1992 9:00 A.M.

WHERE: BAYLAND COMMUNITY CENTER
ON BISSONNET AT HILLCROFT

PROGRAM: Susan Neptune of Neptune Restorations will be doing a program on Finishing and Restoration. She will also answer any of your questions on finishing and restoration.

We wish all a Safe and Happy Holidays!!!!

ANNUAL DINNER MEETING

REGISTRATION

WOODWORKERS CLUB OF HOUSTON

DECEMBER 13TH DINNER MEETING

RICE UNIVERSITY FACULTY CLUB

7:00 P.M.--FELLOWSHIP

8:00 P.M.--DINNER

COST: \$15.00 PER PERSON MEMBERS AND MEMBERS SPOUSE

COST: \$20.00 PER PERSON NON-MEMBERS

MEMBER NAME _____

SPOUSE NAME _____

NON-MEMBER GUEST _____

Please enclose a check with your reservations. Make check payable to WOODWORKERS CLUB OF HOUSTON. Send check to Leo Oringderff 4114 Cherry Oak Circle Houston, Tex. 77088 445-5460

DEADLINE--DEADLINE--DEADLINE--DEADLINE--DEADLINE--DEADLINE

November 18, 1991-----November 18, 1991

ANNUAL DUES

DEADLINE JANUARY 31, 1992

TO JOIN W.W.C. OF HOUSTON FOR 1992, BRING TO THE REGULAR MEETINGS OR SEND YOUR \$18.00 ANNUAL DUES TO WOODWORKERS CLUB OF HOUSTON P.O. BOX 34481, HOUSTON, TEXAS 77234. MAKE CHECKS PAYABLE TO WOODWORKERS CLUB OF HOUSTON.

Cut off and complete

LAST NAME _____ FIRST NAME _____

HOME PHONE _____ WORK PHONE _____

ADDRESS _____ CITY _____

STATE _____ ZIP _____ SPOUSE'S NAME _____

OCCUPATION/CRAFT:** _____




Pasadena Industrial Supply



Power Tool & Accessory
Headquarters for;
Delta Machinery, Porter-Cable
Milwaukee, Hitachi, Bosch,
Makita, Saftey-Speedcut
& More!

\$45



Don't Buy A New DA Sander

Turn your existing 1/2" or 5/8"nc right angle
grinder into a 5" or 6" Random Orbit
D.A Sander that uses PSA adhesive discs
and make use of tools you already own!
Call us for details!

222 West Pasadena Freeway, Pasadena Texas 77506 472-5588

Hardwood Lumber Co. Lawndale Division Imported and Domestic

Quality
Hardwoods - Softwoods - Plywoods
Mouldings & Squares

A COMPLETE SELECTION OF FINISHING SUPPLIES.

Marine Plywood
Parana Pine
Teak

Honduran Mahogany
Exotic Hardwoods
Domestic Hardwoods
WALNUT - BIRCH - ASH - CHERRY
CYPRESS - RED AND WHITE OAK
AND OTHERS

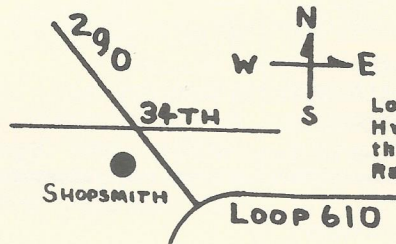
MON. - FRI. 7:30 TO 4:30
SAT. 8:00 TO 1:00

5401 Lawndale
(713) 921-6131

12/91

Your Complete Woodworking Center Check Out Our Hardwoods, Our Prices Are Low


Hours:
Monday to Friday:
10:00 a.m. to 8:00 p.m.
Saturday
9:00 a.m. to 5:00 p.m.



Shopsmith Inc.

Northway Shopping Center
10965A Northwest Frwy.
Houston, TX 77092
Phone: (713) 681-5200

1/92




AUSTIN HARDWOODS

13001 VETERANS MEMORIAL DR.
HOUSTON, TEXAS 77014

440-0764

We stock over 80 species of lumber including rare exotics and turning stock. Plywood, Veneer, Moulding, Flooring, Tools, Millwork, Paneling Etc. also available

Exp. 8/89

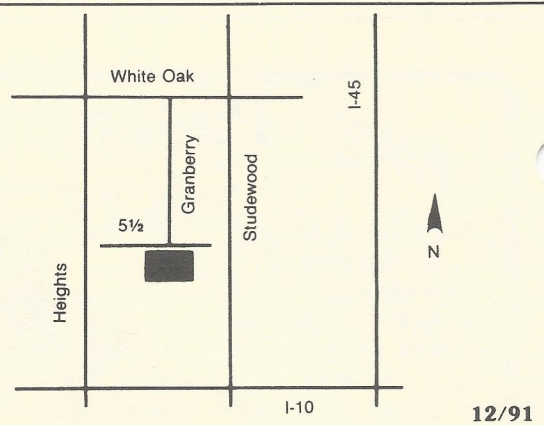


HARDWOOD LUMBER CO.

700 E. 51/2 St. (In The Heights)
Houston, Texas 77007
(713) 862-6628
Hours: M-F 7:30-5:00, Sat. 8:30-1:30

We stock over 65 species of lumber including hard to find exotics!

Also: Plywood, Veneer, Moulding, Formica, Custom Milling, Woodworking Tools, Books, etc.



Send Today for the Most Complete Catalog Selection of Woodworking Supplies

Please Enclose \$1.00 (3rd class) or \$2.00 (1st class)


Name _____

Address _____

City _____ State _____ Zip _____

Orders Shipped Within 48 Hours

1/92



21801 Industrial Blvd., Rogers, MN 55374

PRINTED BY SPEEDY PRINTING SERVICE OF TEXAS 3727 W. ALABAMA, HOUSTON, TX. 77027 (713) 877-8466



5117 April Lane, Houston, Texas 77092

Hours: M-F 7:30-5:00 SAT 8:30-12:30

(713) 686-6176 Phone

(713) 686-3217 Fax

DOMESTIC & IMPORTED HARDWOODS

Ash, Basswood, Birch, Cedar, Cherry, Cypress, Mahogany, Maple, Red Oak, White Oak, Padouk, Poplar, Purpleheart, Redwood, Sycamore, Teak, Virola, White Pine, Walnut, and More.

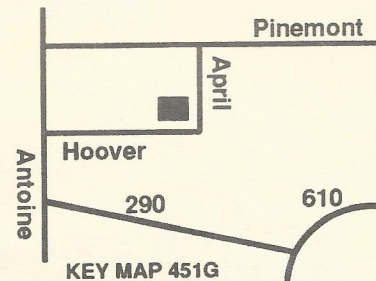
High Quality Domestic & Imported Plywoods, Softwoods, Hardwood Veneer Edgbanding & Hardwood Veneers

Excellent Service & Competitive Prices!

ON SITE CUSTOM MILLING TO YOUR SPECIFICATIONS, S2S, S2S1E, S4S

(No order too large or too small)

10/92



Woodworkers Club of Houston
P.O. Box 34481
Houston, Tx 77234

