

WOODWORKERS

CLUB OF HOUSTON

Vol. 2, No. 12

DECEMBER, 1986

Officers

Steve Proctor - President
 Rick Goodheart - Vice President
 Harold Evans - Sec./Treasurer
 Bill Beggs - Newsletter Editor

Rich Kurey - Board of Directors
 Ray Fortenbach - Board of Directors
 Mark McCoy - Board of Directors
 Bob Soderblom - Board of Directors

NOVEMBER MEETING

We had a real good turnout for a nondiscript meeting. The whole idea was to bring all the items for the charity sale, review how the sale was going to be handled, and make sure everybody knew their job. The group really has shown a lot of enthusiasm for this sale and its shown in the quality of the pieces donated to sell.

One thing that we did accomplish was the election of new officers and board members for 1987. Man, talk about a railroad job! The poor nominees didn't have a chance. Your new crew for 87 are Bob Soderblom - President, Jimmie Harp - Vice President, Ron Kuenning - Sec/Trea, and George Greider - Board Member. I think you've elected a competent and enthusiastic crew. The 1986 officers will stay on board as Board Members, which helps give the club continuity year after year.

Steve Proctor has large sheets of cardboard from blueprinting paper packages. They make good material for templates and patterns, so call Steve if you want him to save you a piece.

Overall it was a good turnout and I think everybody enjoyed visiting and looking over Michael's inventory of tools.

QUESTIONS AND ANSWER

Zatis Murphy was looking for various styles of alphabets to use with his scroll saw. He was told to check with Circle Saw, Tandy Leather, and some of the various craft supply shops. Also Patrick Spellman has a book out with all kinds of alphabets you can copy.

Steve Proctor had trouble with bubbles in his varnish finish of a computer cabinet he had made for the charity show. Don Sloan said he had good luck using the little foam brushes, plus they don't leave brush marks. Also be sure and not stir or shake the paint can before using.

How about you experts at Woodsmith and Fine Woods; got any suggestions?

Steve also suggested we devoted part of our Q&A period to the discussion of safety. Sounds good! Everybody had a tip or two; however the problem seems to be to put it into practice. We all have bad habits. Some that are awfully hard to break. Me for instance, I don't use a blade guard over my Unisaw. I haven't found one that makes me feel comfortable to use, and by comfort I mean both in safety and in performance.

A couple of the safety suggestions were to keep your shirt tail tucked into your pants, button your cuffs, use safety glasses or a face shield, and be sure and disconnect the cord before you work on your electrical tool. This one I learned the hard way years ago when they first came out with electric edgers. I accidentally cut the cord, so I preceeded to sit down on my steel tool box and begin splicing. The next instant I was five feet in the air and landed five feet away.

SHOW AND TELL

It's going to be a long list, what with everyone bringing in their charity sale items. Why don't I just list them with out a lot of conversation.

Jimmie Harp - two real nice pine tool boxes with compartments and hold downs.

Hebert Wilbourn - a nativity scene made into a puzzle and various ear bobs for the ladies.

Robert Sandlin - looms and patterns for trivets.

Harry Jacobsen - horses head book holders, parrots that balance on their beaks, stamp holders, and a letter holder.

Murray Gordon - working with Bob Caldwell, three pine bookcase/ magazine stands

Tom Maldonado - three birch cap holders with key hold holders. (Thats a lot of holders)

William Haberrill - old spice rack with walnut and oak bottles.

Rudolf Kremer - wood twizzers for pulling stuck toast out of the toaster.

James Bradley - several old wooden spinning tops.

Jim & Julia Smith - reindeer and angels candle holders.

Zatis Murphy - a cork clock and wood reindeer and graffes.

Henry Reed - little league equipment hangers, ceramic tile hot plates trivets of cherry, walnut, and maple.

Fred Olsen - several herds of horses. (now thats a trick for a woodworker)

Tom Irving - candle holders out of red gum and walnut.

Steve Proctor - computer cabinet with bubbles in the varnish. (just teasing, Steve)

Chuck Maxwell - Texas state oak double pin sets.

Bob Boteler - three carved figures.

Thats a lot of items for S&T, and a lot of items to seil for the charity show.

OLD BUISNESS

Everybody is doing pretty good in getting their 87 dues in. Sharon will put out a new roster in the february newsletter, so you better get them in. Which reminds me; check your address and phone numbers to make sure their correct. If not, be sure and give Sharon a call.

I hope everyone has sent in their money for our Christmas dinner meeting. This is a special occassion and one that the spouses really enjoyed last year. You are supposed to have already sent in your moneys by the time you get this, but if your plans change, don't give up; we can always thin the soup and add another plate for a friend.

I need to locate another tee shirt place, so if anyone has a friend, or knows one real close; give me a call.

Steve Proctor talked to the vendor on the maple buy, because some people got left out, and was told that he would ship another load.

Well, the charity sell is behind us and I for one had a ball. I cut up over 30 feet of 2x4's into reindeer and baby whales, plus going through four 1/8" band saw blades. The kids seemed to like them. I made the adults pay for them. Tom Maldonado did some turning on the lathe, Ed Ceasar and Chuck Maxwell worked on the scroll saw, and overall I think we kept the people entertained while they viewed and purchased our wares.

Everybody did a super job of selling and discussing, plus we passed out a ton of flyers on the club. You don't realize how many woodworkers there are around until you start stirring up the sawdust. We had them coming out of the woodworks. (that's a joke, son)

Now for the really GOOD news; we busted last years record and ended up with sales of over \$3,000.00 for the Make-A-Wish foundation. Hey, that makes all our efforts all worthwhile, doesn't it. I don't know about you, but I'm real proud of me. In fact I'm proud of all of us. WE DONE GOOD!

We are having Karen Strand, head of the local MAW chapter, to our Christmas party and present the check to her then.

WORKSHOPS AND CLINICS

Forgive me fellows. I was planning to have my bandsaw clinic in November, but somehow I ran out of blades. There on order, so I promise we'll do it in December.

Murray Gordon has agreed to run the W & C for 87. Right now he has set up Chuck Maxwell's clinic on raised panellled doors, and Tim Vanya's wood sculpture. Hebert Wilbourn has agreed to do one on the building of the smaller items he specializes in, such as belt buckles and earbobs. No time is set yet.

There are requests for a clinic or workshop on veneering and chairmaking. Anybody out there with a little expertise, please step forward.

If you are interested in giving a clinic or workshop, please call Murray. Also if you want a certain C or W given. Murray will try to find a teacher.

Remember we have a bunch of video tapes to loan out, plus we can always use more if you have one we may borrow.

SPEAK OUT by Larry G. Rumsey

Answering the call for "HELP" when I answered the call for help in our newsletter (June 86) I spoke with Hanna Girsberg, the president of Friends of Bellaire Parks, she told me the 60 year old house at 7112 Newcastle was being restored through community efforts. It was to be donated back to the City of Bellaire as a community center.

The house is situated inside the loop on a three acre lot with plenty of trees and a nature trail. After raising funds through community efforts the Friends of Bellaire purchased the property with two houses. One of the buildings was to far gone to be restoren and was destroyed for parts.

The main house which is close to 3000 square feet was leveled, refloored, reroofed, and painted, all through donated time and materials by local companies, such as Gibbs Plywood and Booth Lumber. The AC, carpentry, roofing, plumbing, electrical were also done by local companies and volunteers. The court also donated some workers.

My first thoughts about building cabinets in a 60 year old house was that they would be era type cabinets. Nothing was further from the truth. The house will have more cabinets when finished than the original plan.

The kitchen on the main floor will be made of stained birch veneer and lumber core plywood with white counter tops. This kitchen has 59 doors and 17 drawers.

The kitchen was started by a court mandated worker, who did good work, however when his time was up he said bye bye. Thus the cry for help.

After spending 3 full weekends and hours at home the project is still needs about 50 to 75 hours of hard work still to complete.

If any of our fellow woodworkers have time to spare, please give Mrs. Ginsburg a call at 664-4320. Any time donated would be appreciated by the Friends of Bellaire Parks and the City of Bellaire.

As of this writing they have only spent about \$2.00 per sq. ft. in the restoration.

SPEAK OUT by Hebert Wilbourn

We have just finished a very successful charity sale, due to the generosity and enthusiasm of all our members.

My assignment in this activity was to sign up workers as sales persons, ably assisted by Larry Rumsey. All assignments were filled voluntarily. We didn't have to draft a single worker. Our thanks to all of you who so generously donated your time as well as your products to this great success.

While I am at it, I would like to add my thanks to to all of the officers of the club, past and present, for a fine contribution of their time and efforts. None of these people are paid a penny for their services. They are busy people who often have to give up other things to take care of club problems and plans, some times with little thankfulness on the part of the membership. (Shame - Shame!)

Thank you, retiring President, Steve Proctor, V.P., Rick Goodheart, Sec/Trea., Harold Evans, Directors Rich Kurey, Ray Fortenbach, Mark McCoy and Bob Soderblom, for a fine year with the Woodworkers Club of Houston.

A special thanks to Newsletter Editor, Bill Beggs. This is a buisness man who has taken on a worrisome, time consuming job that I wouldn't do even if I were paid for it, and does it well. Thank you, Bill. Sometimes you get a little flack, but this club would be completely lost without your newsletter.

NEW BUISNESS

Well this year is drawing to a close and its been fun. I've learn new techniques, meet new friends, and been enriched by it all. I want to thank Hebert for his nice comments and wish to say I deserve them all. (Just kidding).

Things are already in the mill for next year. MVP, one of our advertisers will host a meeting on sharpening, Bob Bushart will do a stint on wood artisry, and in March, Shopsmith will come to Houston for our meeting and an allday siminar. You don't have to be a Shopsmith owner to enjoy this. The Wood World show will be in April, its location is still a mystery. So you can see its going to be another exciting year.

Our own Michael Chandler is now on radio answering woodwrking and refinishing questions. You can see him on KPRC 950 AM on your dial. Tune him in.

Dr. Bill Forkner is now home from the hospital recuperating from a five bypass operation. I didn't even know you could have that many. Are you sure they weren't just padding the bill, Bill? Get well, we miss you smiling face and jokes.

If you haven't sent in your 87 dues, please do. Time is running out before we send out a new roster. You sure don't want to get left out.

I found a volunteer to write the newsletter next year, our own Steve Proctor. Its been fun, but its time to get a fresh approach, besides my right index finger is a 1/2" shorter from four years of typing.

PRESIDENT'S CORNER by Steve Proctor

The charity show was a great success. We raised over \$3,000.00, \$500.00 more than last year. We had a few items left over as usual, but most things were sold. I'm very pleased we did as well as we did, considering the down economy.

There are as many reasons for success as there are members who participated. We were well organized, and the various committees did an excellent job of coordinating a completed project.

What was most gratifying was the outpouring of items from so many different shops. The diversity was amazing and delightful. A large number of our members participated in one way or another. I have never seen such an active group as the Woodworkers Club. We deserve to give ourselves a hand! (hand -hand -hand)

I really enjoyed the parade of items through many months of Show and Tell. I can tell people got into the spirit of working for a good cause, and working for fun. Because that is really what is nice, woodworking is fun!

DECEMBER MEETING

Well this is the big one. The festivities begin at 7:00 PM with an open bar for those of you that partake and are over twenty one. Dinner will be served at 8:00 and if its like last year, the food was fantastic, including the desert. (thats my weakness). The day is thursday on December 11th.

Its also the supremo Show and Tell fo the year. You get to bring your best piece ever, as long as you didn't enter it last year. There will be prizes in a bunch of catagories, so everyone has a chance. There will be a class for beginners, so don't be bashful. It was really fun last year to see some of the things people had been holding out. You will be judged by your peers. In my case that a full time crate maker.


Just so you want get lost getting there just follow the trail of sawdust laid out as follows: proceed south on South Main to the intersection of Sunset Blvd. There is a red light there. Go one more block south and turn right (west) into the Rice Campus. Turn left at the first available street. Then turn left again at the first available left into the Faculty Club parking lot.

There will be name tags for all the guests, so everyone will know each other on a first name basis. 'm Bill.

Bring a 3" X 5" card with your name and a little info on your S & T entry and attach it to your project.


SEE YOU THERE !

Happy Holidays



W CHANDLER & Co 6005 Milwee # 709 Houston, Texas. 77092 (713) 683-8455
WOODWORKING MACHINERY, HANDTOOLS, BOOKS, FINISHING SUPPLIES.

***** NEW PRODUCTS AT SPECIAL PRICES *****
VEGA SAW FENCE. If your work demands the professional touch this fence is a MUST for your table saw.
WEAVER CROWN RAIL AND PANEL JIGS. These jigs enable you to make crown raised panel doors accurately and SAFELY.
***** TOOLS ON SALE *****
RYOBI S500A PAD SANDER \$35.00 DML RADI-ALL SAW BLADE \$69.25 AND MUCH MORE

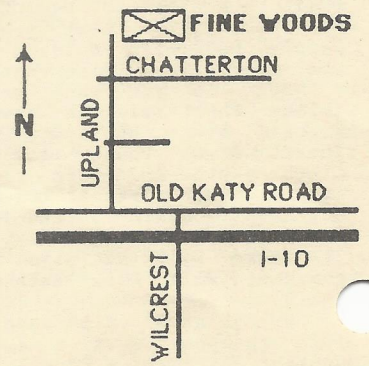


Woodworkers Club of Houston
P.O. Box 34481
Houston, TX 77234

FINE WOODS OF HOUSTON

1818 UPLAND HOUSTON, TX 77043
OPEN Monday thru Friday 8:30 to 6:00
and Saturday 10:00 to 5:00
ph. 468-7032

ASH-BASSWOOD-BIRCH-BUBINGA
CHERRY-CEDAR-COCOBOLO-IMBUYA
KOA-MAHOGANY-MAPLE-OAK-PADAUK
PURPLEHEART-REDWOOD-ROSEWOOD
TEAK-TULIPWOOD-WALNUT-WENGE
YELLOW POPLAR-ZEBRAWOOD-ZIRICOTE




**SPECIAL
USED WOODWORKING MACHINES**

VENEERS & PLYWOODS
FINISHES, BOOKS, & TOOLS
CUSTOM CUTTING & MILLING

MVP Sharpeners

10817 S. POST OAK RD. - HOUSTON, TEXAS 77035 - (713) 721-3650

MERRY CHRISTMAS SPECIALS FOR WOODWORKER'S CLUB MEMBERS ONLY THROUGH Dec. 25, '86 on EMCO AND RYOBI. BRING CASH OR CHECK AND I.D. EMCO TF65 SHAPER, REGULAR \$635, YOUR PRICE IN CRATE \$520. ALL RYOBI TOOLS in stock, YOUR PRICE IS 45% OFF RYOBI'S SUGGESTED LIST PRICE. MVP has off list prices every day on AMANA, FREUD, & SYSTI-MATIC BLADES OR BITS AND BOSCH, PORTER-CABLE, AND SKIL POWER TOOLS. IN '87 we are adding INCA and MINI-MAX.



21801 Industrial Boulevard, Rogers, Minnesota 55374 (612) 428-4101