

# Woodworkers Club

## OF HOUSTON

VOL 10, No. 8

AUGUST, 1994

### Officers

Sharon Buckley - President 944-6739  
Art Chester - Vice President 469-1990  
Steve Procter - Sec./Treasurer 728-1459

### Board of Directors

Andy Anderson - 723-1030  
Bud Froelich - 859-6620  
Jimmie Harp - 664-4906  
Don Richardson - 661-1365  
Joe Wainright - 666-8474

Sharon Buckley - Newsletter Editor 944-6739

### JULY MEETING

Our program for July was on Stanley Bostitch pneumatic nailers, compressors and drivers.

John Andrews and Paul Klaus sales representatives for Bostitch presented a very informative program.

Bostitch originally made wire closers for potato chip bags.

During World War I and II the plant was converted to make ammunition for the war effort.

Today Bostitch is the No. 1 manufacturer of Pneumatic tools.

John and Paul handed out brochures on all of their tools from Braders to staplers to large framing guns.

Bostitch also manufactures the largest variety of fasteners: Galvanized, Ring and Screw shank, Stainless Steel, Aluminum and many others.

Bostitch encourages the user to make his or her own repairs--they sell repairs kits for their tools---this will save you time and money.

Basic maintenance is to place three (3) drops of oil each time you use the nailer.

Too much oil will just wash out the grease in the nailers.

Pancake compressors are light weight, portable and have the same air output as standard compressors.

Bostitch makes compressors that use oil and they also manufacture the oil free type. With an oil free compressor you have less

maintenance and they will work in any position--you can hang an oil free compressor upside down.

Bostitch has a new line of Braders that are now being manufactured in the USA. These were made in Japan but Bostitch wanted more control of the quality of the tool.

They are made from a High grade glass reinforced--injection molded bodies, with directional exhaust, with comfort grips and they are lightweight.

Staplers have more holding power and the staples are less expensive than brads and nails.

The finish nailer has an angled magazine, depth adjustment and adjustable exhaust.

Stanley Bostitch also sells Quick Drivers--a collated screwdriver kit--one drives 1"-2" screws and one drives 2"-3" screws for drywall, subflooring, decking and more.

We would like to Thank Paul and John for their very interesting and informative program and for answering all of the members questions.

We would also like to Thank Stanley Bostitch for their generous donation to our raffle of an Bostitch BT 35 Brad Tacker and box of brads.

### FEATURE PROJECT

The feature project for July was Knik-Knac shelves--Ronnie Derks showed two Scroll Saw shelves.

### AUGUST FEATURE PROJECT

Coin Banks any shape or form to hold those coins or thousand dollar bills.



**PRESIDENT'S CORNER**  
**BY SHARON BUCKLEY**

We had a great turn out for the Field Trip to Nacodoches that Ken Wallis set up for us.

We got started at 11:00 A. M. with Rick owner of A-1 Bowling Alley Manufacturer giving us a tour of the plant and explaining all the different parts of construction and also the reason why there is such a mix of material that goes into the final alley. They use Maple, Pine, Plastics and Walnut markers.

Rick showed us a four head molder that does 500 feet a minute, at that speed and for the safety of the operators this machine is enclosed in its own room and the operators feed the stock into the machine through little openings in the wall--one to feed and one to retrieve the finished product.

Because most of all his business is overseas and the labor being so cheap most of the assembly of the lanes is done in that country. A-1 does all of the precision work at his plant and all of the grunt work in does overseas.

We all got a look see at the Bubinga Desk that Ken Wallis make for Rick. Not many Bubinga Desks with maple drawers--great contrast of the two woods. Great Job Ken!!

After the members purchased some bowling alley Maple we then met at Ken and Wilma Wallis's house.

Ken had just finished making a Maple Roll Top Desk for a neighbor. Ken would not let the guy have his desk till we all got to drool over it a lot.

Ken's shop is not a large shop but he sure does some very impressive work. It proves you don't need a big shop to make some very big projects.

Ken even built his own shop--Wilma picked out the style then Ken had to come up with the plans, and both Ken and Wilma built it.

We got a tour of the house that houses a lot of Ken's woodworking from bowls to high chairs and some beautiful Afghans that Wilma makes while she is resting.

We all had lunch under the trees--it sure was alot cooler at Ken's than it was at the plant.

I would like to Thank Ken for setting up the Field Trip and Ken and Wilma's Hospitality at their home.

I would also like to Thank Rick for allowing us to visit his business and for answering all of our questions.

I can truly say we all had a great time!!!!!!!

We are going to add a new segment to the meeting a How to Segment or Tricks you have learned. I am asking the members to participate by sharing their experiences with the members with a short demonstration or talk on what they are good at. It can be 5 minutes to 15 minutes long.

This month Walt Turpening will show us how he makes the wooden threads he uses on his nut crackers.

In September Art Chester will demonstrate his safety push device he uses on his table saw. How it is safer than a push stick.

In October Ken Wallis will explain How to Make a Heavy Duty Roll Top Taboured Door.

Who would like to do a segment in November and one in December?

The Officers and Members have decided for this years Charity Project we will made Toys to be distributed in December. This is the easiest project yet, we will purchase wheels in bulk to save money--if you would like to buy some wheels I will have a sign up sheet at the meeting. I also passed out a plan for some very easy to made cars and trucks. If you have any plans for simple toys, please let me know.

December Dinner is not that far off at I would like to remind the members that we have a big Show and Tell at the Dinner. We also award Blue and Red ribbons of achievement. Start thinking what you would like to make and when this heat wave cools off to a slow simmer instead of a high boil ---you can start your December Dinner Show and Tell.

We are going to purchase some more video tapes and probably a few books for the library. We did great money wise on the July Raffle thanks to the great prize that the Stanley Bostitch folks donated--we made \$240.00 yes \$240.00 dollars.

Field Trips, we are still working on some more field trips--we thought that we had the Rocking Chair trip all set but they backed out on us. Our next trip may be to a Portable sawmill just outside the city limits. If you have any suggestions let me know.

Officers for 1995--yes its just around the corner that we vote on Officers for 1995. In October we nominate Officers for 1995 and vote on them at the November meeting. Wouldn't you like to serve? Please let me know and when you are asked please don't just say NO.



## PROBLEMS AND SOLUTIONS

One of the members needed a source for segmented drive belts. A local source is Woodcraft. If you would like to improve the performance of your table saw or other belt driven tools, it is recommended that you purchase one of these segmented belts and replace any cast pulleys with turned steel pulleys. This will eliminate vibrations in your saw caused by these two culprits.

Another member wanted to know how to keep his cast iron machine tops from rusting? This is a good question with lots of different answers and solutions.

1. At the Bar-B-Que Glenn from Pasadena Industrial showed us a procedure that he has developed using progressively finer grits of Micro Mesh Abrasive discs--starting at 60 to 30 to 15--the smaller the finest grit, he then cleans the table top with a degreaser (LPS) sprays the surface with a clear sealer and tops it with paste wax.

2. Another solution is to clean the top and then apply Gun Bluing per instructions on the bottle.

3. Chuck Maxwell uses baby powder on his table tops to keep rust off and the powder works as a lubricant, that will not ruin a finish.

3. After the tops are clean you can use Paste Wax or a faster solution is using two coats of Top Coat--this product dries quickly so you can apply it while you are using your equipment--it leaves a very slick surface--but like all solutions it does have to be reapplied as it wears off.

4. Do not use Automobile waxes--they contain silicones which can ruin a finish and they also contain water.

5. Do not leave wood on top of a machine top--it also contains moisture.

In this climate it is a never ending battle over rust.

Where to get rechargeable batteries replaced? Mathews rechargeable on Braniff Street. Braniff Street is directly behind Hobby Airport off of Telephone road.

## SHOW AND TELL

Zatis Murphy turned some pens in a larger body style. He also turned two bowls out of Mesquite--one finished in Bartley's and one finished in Brie Wax.

Joe Wainright made a Paul Revere Midnight side letter holder and opener. Plans are in the current issue of Wood Magazine. This will also hold your pens and pencils.



Don Sloan acquired some green wood from a flowering peach tree. Don said he had a great time turning the green wood and also got an education in what not to do. Don turned a bud vase and followed the instructions on the PEG and had no problem with cracking. On his second turning he put it in the microwave to dry, the next day he reworked the vase and returned it to the microwave--later in the afternoon the vase developed a large crack.

Don suggests you do all of the turning in one day and then submerge the turning in the PEG liquid for ten days.

Brian Owens made a ~~Corner Cabinet~~ from the ~~100 year old plus long leaf yellow pine~~. Brian said that one thing that you will have to deal with is all of the pitch. Brian finished the cabinet with Danish Oil.

Jimmie Harp turned a Sycamore bowl from a Hump in the log. Jimmie also made 10 sections of Barrister Book cases out of Oak and finished them using Bartley's Gel Varnish.

## **JULY'S RAFFLE**

July's raffle as previously mentioned was a Stanley Bostitch BT 35 Brad Gun and Box of brads donated by Stanley Bostitch and won by Joe Cook.

## **AUGUST RAFFLE**

We have another big prize this time donated by Delta. A Delta Bench Sander model 31-460, a 4" x 36" sander with a 6" disc. valued at \$161.00.

Tickets will be \$2.00 each and no free tickets.

## **ALUMINUM BAR CLAMPS**

The Aluminum bar clamps have been ordered and should be available for pick up at the August meeting barring any strikes, floods or earthquakes. Please get to the meeting early so you can pick up the clamps before the meeting. I get there at 8:00 A. M. so please if you ordered clamps get there early.



## CHANGE OF ADDRESS

If you change your address please let us know so you may continue to receive the newsletter. If for some reason you are not receiving your newsletter--let us know so we can check our records.



I would like to Thank Austin Hardwoods and The Woodworkers Store for their continued support by renewing their adds for another year.

Remember they support us so lets be sure and support them with our business. When your looking for a woodworking item always check with our advertisers first.

As I mentioned at the meeting the Largest Woodworking Show in the Western Hemisphere will be taking place in Atlanta August 25 thru the 28th. If you have not been to this show or the European one its hard to imagine the size and scope.

The show covers 600,000 square feet with over 2,000 exhibitors. Just about anything you ever wanted to experience in woodworking happens at this show.

Its too late to preregister but if you have the time and would like to be in awe of what is out there in the industry you should plan to go--this happens every other year---next time in Atlanta 1996.

#### FUTURE PROGRAM

In September Harvin Moore of Frontiera will present a program on How to Increase Profits in Wood Furniture.

#### AUGUST MEETING

WHEN: AUGUST 13, 1994 9:00 A. M.

WHERE: BAYLAND COMMUNITY CENTER  
ON BISSONET AT HILLCROFT

PROGRAM: Willie Greer Sales Representative for Delta Tools will present a program how to tune up your table saw.

Some of the topics Willie will be covering are:

1. How to check for Heeling on the Table saw?
2. What are the causes of edge burning that you have sawn?
3. The Importance of aligning your splitter?
4. How to check for 90 and 45 degree stops.

If you have any questions now is the time to ask them.

Willie has been working with Johnny Bowling to come up with some special pricing on Delta Tools to accompany his presentation.

Don't forget Delta has donated a bench sander for our Raffle.....Tickets are \$2.00 each.

## We Guarantee The Lowest Prices On JET Machinery Every Day!

Tired of fighting with your old Table Saw Fence??

Fit it with the unique 30" *JET FENCE!* **\$179.99**

We are also now a Full-Service Biesemeyer Dealer!

50" to the right T-Square® Industrial Fence: \$359.95


50" to the right T-Square® HomeShop Fence: \$289.95

40" to the right T-Square® HomeShop Fence: \$269.95

9 ft. Miter Saw Fence with Outside Miterstop: \$255.95

**Just Arrived: The New Bosch Biscuit Joiner & Detail Sander!**

7123 SouthWest Fwy @ Bellaire Blvd. (713) 981-9228



Mon. - Fri. 9 am to 6 pm  
Sat. 10 am to 5 pm  
Sun. Noon to 4 pm





# Pasadena Industrial Supply

## \$159

Thru August Only!  
List \$210

Delta # 36-070 Miter Saw

- 10" Blade Size
- Lightweight Alum. Construction
- Powerfull 13 amp motor
- Big Crosscut Miter Capacity

222 West Pasadena Freeway, Pasadena Texas 77506 472-5588



## 686-6176

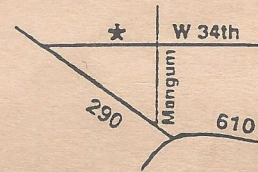
FAX: 686-3217

4910 West 34th St, Houston, Texas 77092  
Hours: M-F 7:30-5:00 SAT 8:30-12:30

### DOMESTIC & IMPORTED HARDWOODS

Ash, Aspen, Basswood, Birch, Aromatic Cedar, Cherry, Cypress, Lacewood, Mahogany, Maple, Oak, Padouk, Pecan, Poplar, Purpleheart, Redwood, Sycamore, Teak, Walnut and more.

- \*Quality Domestic & Imported Plywood (Interior & Marine)
- \*Edgebanding & Veneer
- \*Butcher Block Tops
- \*MDF & Melamine
- \*Moulding
- \*PERSONAL SERVICE
- \*PROMPT DELIVERY
- \*ON-SITE CUSTOM MILLING

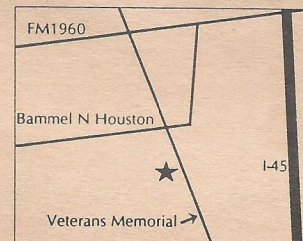


## AUSTIN HARDWOODS

13001 Veterans Memorial Dr #408

- Rare Exotics - over 80 species in stock
- Turning Stock / Veneers / Decks
- Flooring / Moldings / Plywoods
- Finishing Supplies
- Millwork & Woodwork available including Custom Profiles
- Custom Knife Grinding Services
- Project Hardware

2/95



## 440-0764



# WOODCRAFT®

Woodworking Tools • Books • Supplies  
Since 1928

Woodcraft offers over 4,500 of the finest woodworking tools, books, supplies, cabinetry hardware, and wood available in the world today! We are committed to woodworkers of every skill level, from beginners to professionals, and every discipline, from carving to woodturning and fine cabinetry! Ask about our classes and demos next time you're in our neighborhood! We are an authorized dealer for Shopsmith, Delta, Porter Cable, Bosch, Record Marples and many more favorite, top quality brands!

**EXCLUSIVE U.S.A.  
DISTRIBUTOR  
SWISS MADE  
CARVING TOOLS**

Northbrook Shopping Center • 5360 West 34th Street • Houston, TX 77092 • 713-681-5200

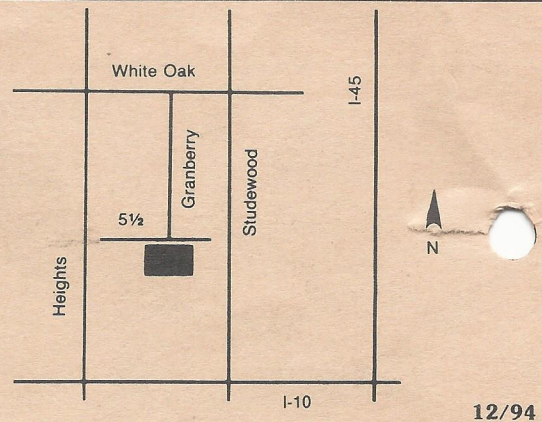


# HARDWOOD LUMBER CO.

700 E. 51/2 St. (In The Heights)  
Houston, Texas 77007  
(713) 862-6628  
Hours: M-F 7:30-5:00, Sat. 8:30-1:30

We stock over 65 species of lumber including  
hard to find exotics!

*Also: Plywood, Veneer, Moulding, Formica,  
Custom Milling, Woodworking Tools, Books, etc.*




## Send Today for the Most Complete Catalog Selection of Woodworking Supplies

Please Enclose \$1.00 (3rd class) or \$2.00 (1st class)

Name \_\_\_\_\_  
Address \_\_\_\_\_  
City \_\_\_\_\_ State \_\_\_\_\_ Zip \_\_\_\_\_

*Orders Shipped Within 48 Hours*

7/94



21801 Industrial Blvd., Rogers, MN 55374

PRINTED BY SPEEDY PRINTING SERVICE OF TEXAS 3433 WEST ALABAMA, SUITE C • HOUSTON, TEXAS 77027 • 713-877-8466

Woodworkers Club of Houston  
P.O. Box 34481  
Houston, Tx 77234

