

Woodworkers Club OF HOUSTON

VOL. 9, NO. 8

AUGUST, 1993

Officers

Bud Froelich - President 859-6620
Ted Kurland - Vice President 729-4693
Joe Wainright - Sec./Treasurer 666-8475

Sharon Buckley - Newsletter Editor 944-6739

Board of Directors

Art Chester - 469-1990
Jack Conry - 463-7352
Denis Muras - 943-7745
Bill Smith - 356-6509

1993 CHARITY PROJECT

A couple of months ago we voted on trying something different for this years charity project. Instead of each member donating items that he or she made in their shop we are all going to work on one project. Just think you don't have to worry about what to make and how much to charge, we are even going to make the project so easy that anyone can do it.

As every one should know we have been asked by the Boys and Girls Harbour to make and donate 62 footlockers.

FOR FURTHER INFORMATION PLEASE REFER TO THE ENCLOSED SHEET IN THIS NEWSLETTER.

AUGUST FEATURE OF THE MONTH

The feature of the month will be ANYTHING IN THE ROUND.....i.e. Bowls, Rolling Pins, Pens, Napkin Rings, Wheels, Etc.

LOS AMIGOS DEL MESQUITE SHOW

The Mesquite show will be held for the first time in Houston at the Adam's Mark Hotel Exhibit Hall at 2900 Briarpark Dr. at Westheimer on Thursday Sept. 23, 3PM to 9PM, Friday Sept. 24, 9 AM to 5PM and Saturday Sept. 25, 9AM to 5PM Admission to the Exhibition Hall will be \$3.00.

There will be special demonstrations and topic discussion by Professional artisans and a Technical Conference on a wide range of subjects.

The Los Amigos Del Mesquite Show promotes Mesquite Lumber and Lumber products, Mesquite Crafts, Mesquite Carvings, Mesquite Sculpture items, Mesquite Wood Turnings, Mesquite Furniture and Furniture Accessories and many other items made from our Native Mesquite Tree.

In the past this show has only been held in Austin so now in your chance to see it in your own back yard.

Looks like a very interesting show.

LIBRARY AND NAME TAG BOARD

Ted Kurland has offered to take care of the name tag board and Bill Woods has offered to be in charge of the Library.

SAFETY-----Planer or Surfacer

By Zatis Murphy

First Read the instruction Manual--especially when you first set up that new planer or any tool--and do not throw away that manual you will need it in the future.

1. When surfacing long stock get someone to help at the other end or place a roller at the "out" end of the planer.

2. Before planing a warped board, true one face on the jointer.

3. Try to determine the grain direction of each piece and feed with the grain.

4. Measure the thickness of the stock and adjust the machine to remove about 1/16" to 1/8".

5. Turn on the power and allow the planer to come to full speed. To avoid injury from kickback, stand to one side, never directly behind the stock. Feed the stock into the infeed rolls and, as soon as it takes hold, remove your hands from the stock. Never let your fingers get under the edges.

6. If the wood starts into the machine slightly crooked, a tap on the edge will straighten it. If the stock sticks, lower the bed immediately and turn off the machine.

7. If large amounts of stock must be removed, always take some off both faces. If this is not done, the board will tend to cup because it has slightly more moisture toward the center than it does at the outside.

8. When stock has been glued up to make a larger surface, it is impossible to true or face it on a jointer. To do it on the planer, first remove all the glue from the surface. Then adjust the machine to a slow feed and a light cut. Place the best face on the bed of the planer and true one side. Then reverse the stock, readjust for thickness and plane.

PROBLEMS AND SOLUTIONS

Don Richardson wanted to know which Oak, Red or White would be the best for making Office furniture. Well that's a loaded question because its really a matter of choice--some suggestions were: Red is easier to work, white oak is more brittle, Red is more porous as White oak is used for barrels and Red is prettier.

Well----got your answer???????????

BUY AND SELL

Mark Pitman has an HTC Mobile base for the Unisaw--For Sale \$100.00 656-7801.

Don Sloan is selling a Shopsmith Bisquit Jointer with #10 and #20 Bisquits for \$50.00 688-8986.

Sharon Buckley is selling a 20 inch wide Planer for \$1000.00 991-3860.

JULY'S FEATURE OF THE MONTH--SIT UPONS

Fred Sandoval brought a sit upon doll chair and doll table.

Chuck Maxwell made a combination chair, table and bench all in one, with an upholstered seat. He also showed us a stool with splayed legs and mortised rail.

Don Sloan made a folding stool out of Maple and Black Walnut with handle for carrying.

Ted Kurland saw a contemporary bench in a Museum that he liked. From this idea he designed a bench that would be sturdy enough for his kids to climb on and still look elegant. He used through tenons with wedges and front dovetailed tenons, he also did the upholstery. Made out of Cherry with a urethane finish.

Jimmie Harp made a sewing table out of long leaf yellow pine that he got out of that 100 year old grain mill. Finished with Bartley's gel paste varnish.]

JULY PROGRAM

Our guest speaker was Susan Neptune of Susan Neptune Heritage Restorations at 319 Malone in Houston.

Susan began her talk on the new water based finishes that we will all have to use in the future. Her business is in restoration and preservation. Since water based finishes are just now being used commercially she finds no antiques with a water based finish to restore.

One of big problems she sees with water based finishes is durability over the years. The stripper for Water based lacquers is isopropal alcohol which is not good for longevity. But water based finishes are non-carcinogenic and do not destroy the ozone.

Shellacs will etch with alcohol but you can retrieve the finish but water based will crinkle up.

Susan finds that most woodworkers place all their effort into the making of the piece and not in the finishing. They hurry the finish along, which can make or break a piece.

She suggests that we use Waxes as waxes will not ruin the piece and also protects it. Susan says that there are three wax types: American, English and French.

American wax is a hard wax with lots o. carnuba and little beeswax. Not the best.

English wax--like Jacpole Antique wax is very hard but works fast. It is applied in a circular motion and finished with the grain.

French wax is very high in beeswax, it is easy to apply and to buff.

Beeswax can be grated on a cheese grater, diluted in Turpentine, is real lush but does not work well in this climate.

Brie wax contains acetone in it--do not put it on a Shellac finish--you will etch the Shellac.

Susan does not reccomend wax on the dining room table top.

Bartley's is a good finish that can repaired without stripping. Susan wants a finish that she can get in and out of.

Shelf life on finishes vary--Lacquers have an indefinite shelf life, Shellac's must be used by the date listed on the can or they will not dry. Bartley's does not have a long shelf life so buy just the amount that you can use in a short time.

How to choose a finish--rule of thumb keep simple stupid.

1. Pure Tung Oil ---no additives --is good for Kitchens.

2. Lacquers are designed for spraying. All finishes can be controlled for shine by introducing more stearate(when dry looks like talcum powder).

3. Synthetic lacquers--DEFT-can be brushed, you can also add analine dyes and food colors.

4. Waxes

Questions from the members?

1. Pine is difficult to finish--Wax it do not finish it, Susan reccomends Brie PC-7 wax for unfinished Pine.

2. What can you do about sap streak in Cherry--answer is shading.

DO NOT OVER SAND---DON'T SAND AT ALL IF YOU CAN--USE A SCRAPER INSTEAD.


AUGUST MEETING

WHEN: AUGUST 14, 1993 9:00 A.M.

WHERE: BAYLAND COMMUNITY CENTER
ON BISSONNET AT HILLCROFT

PROGRAM: The August meeting will on the variety of tools made by Skill, since Skill and Bosch have merged we are also trying to get a rep from Bosch to bring Bosch tools for everyone to investigate.

Pasadena Industrial Supply Delta Unisaw Special Edition



\$1499

LIMITED QUANTITY!! This special edition 3 hp unisaw is the same model we have been selling for year with a small difference, this version **does not** have the LVC control. 52" unifence is std equipment as is the motor cover and all the other quality items that make a Unisaw the most desired table saw in the U.S.

Delta #36-820 3hp unisaw 230v with 52" unifence
Table boards not included

222 West Pasadena Freeway, Pasadena Texas 77506 472-5588



5117 April Lane, Houston, Texas 77092
Hours: M-F 7:30-5:00 SAT 8:30-12:30
(713) 686-6176 Phone
(713) 686-3217 Fax


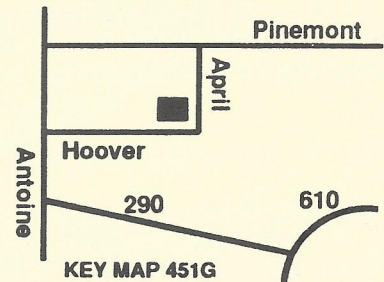
DOMESTIC & IMPORTED HARDWOODS

Ash, Basswood, Birch, Cedar, Cherry, Cypress, Mahogany, Maple, Red Oak, White Oak, Padouk, Poplar, Purpleheart, Redwood, Sycamore, Teak, Virola, White Pine, Walnut, and More.

High Quality Domestic & Imported
Plywoods, Softwoods, Hardwood Veneer
Edgebanding & Hardwood Veneers
Excellent Service & Competitive Prices!

ON SITE CUSTOM MILLING
TO YOUR SPECIFICATIONS,
S2S, S2S1E, S4S
(No order too large or too small)

10/93



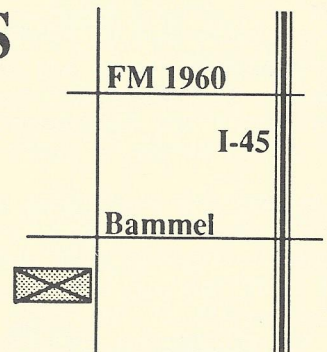
AUSTIN HARDWOODS

13001 VETERANS MEMORIAL DR.
HOUSTON, TEXAS 77014

440-0764

We stock over 80 species of lumber including rare exotics and turning stock. Plywood, Veneer, Moulding, Flooring, Tools, Millwork, Paneling Etc. also available

Exp. 2/93



WOODWORKING • UNLIMITED™

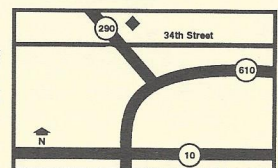
THE EQUIPMENT, THE TOOLS, THE ACCESSORIES, THE WOOD, THE HOW-TO INFORMATION, AND MOST IMPORTANTLY, THE ENCOURAGEMENT. THE WORKS.

Service
Selection
Quality
Value
Education

- ◆ FREE Woodworking Classes
- ◆ Frequent Shopper Discount for Wood
- ◆ Large selection of hardwoods & exotic woods
- ◆ Make your own sawdust - try out the equipment
- ◆ Expert advice and instruction



Mon-Fri: 10-8
Sat: 10-6
Sun: Noon-5



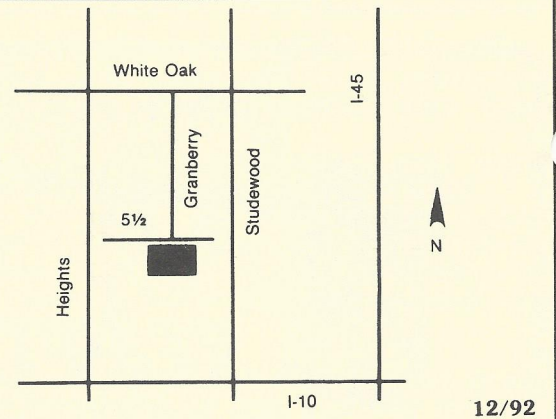
Northbrook Shopping Center
5360 West 34th St. • Houston, TX
(713) 681-5200

HARDWOOD LUMBER CO.

700 E. 51/2 St. (In The Heights)
Houston, Texas 77007
(713) 862-6628
Hours: M-F 7:30-5:00, Sat. 8:30-1:30

We stock over 65 species of lumber including
hard to find exotics!

Also: Plywood, Veneer, Moulding, Formica,
Custom Milling, Woodworking Tools, Books, etc.




Send Today for the Most Complete Catalog Selection of Woodworking Supplies

Please Enclose \$1.00 (3rd class) or \$2.00 (1st class)

Name _____
Address _____
City _____ State _____ Zip _____

Orders Shipped Within 48 Hours

7/93



21801 Industrial Blvd., Rogers, MN 55374

PRINTED BY SPEEDY PRINTING SERVICE OF TEXAS 3433 WEST ALABAMA, SUITE C • HOUSTON, TEXAS 77027 • 713-877-8466

Woodworkers Club of Houston
P.O. Box 34481
Houston, Tx 77234

