

March Meeting

Up Coming Events

The Woodworking Show is going to be May 19, 20, and 21 at the Astro Arena. WwCH will have a display booth. We need items made by the members to show and members to set up, work the booth and take the booth down. Sharon Buckley will have a sign up sheet at the April and May meetings. Brochures about the show will be available at the May meeting.

Problems and Solutions

Guy Meaders - Makita countersink cannot be tightened enough since the screw is a common flat blade type. Change the screw to a hex set screw.

David Cobb - putting hardwood floors into house and wants to know particulars of the job. Also wants help with the dulling of forstner bits for clock mechanisms.

Mike Drez - Watco Danish Oil being discontinued by Minwax. There is a company that has the formula and will be producing the finish. As a replacement Deft Oil is in many ways better than Watco is. Another suggestion is to use Belham's Salad Bowl Finish. (Is there anyone using the more traditional finishes like boiled linseed oil? -edt)

Bridge City Tool is becoming slower in delivering many of the tools it is producing. Some items are taking over a year to deliver. Be careful in what you order and use a credit card that

allows you to cancel an order.

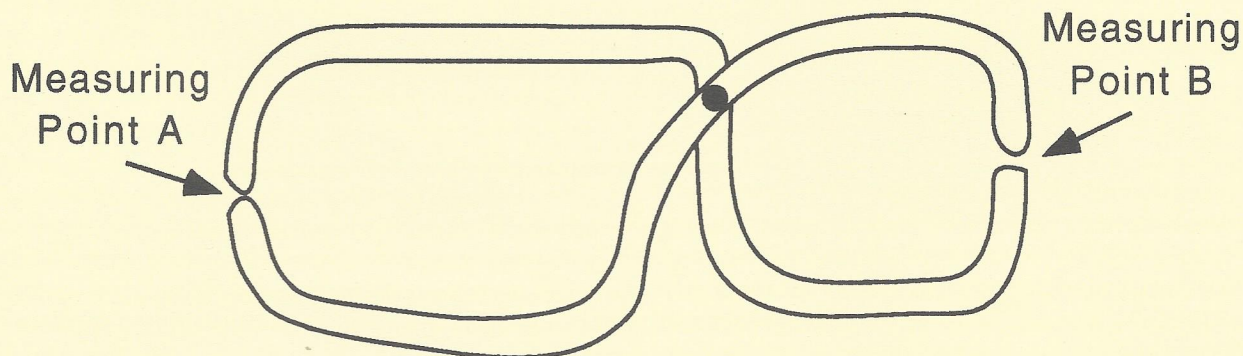
Show and Tell

Lewis Vallette showed us a very nice sliding miter gauge attachment using a found aluminum dovetail slide. Lewis' skill in the machine shop shows. The fence is back cut at 45° angle on both ends to allow for very close support to the blade. Outstanding work! Then to help him do his fine turnings, i.e. get consistent thin walls on vessels, he makes calipers of all shapes and sizes. Instead of the symmetric stainless steel of the common calipers we can buy, he uses tempered hardboard with the arms shaped to reach into the small openings, deep into tall pieces and down to the bottoms. Most have asymmetric arms so that each is calibrated (see the drawing). For deep turnings Lewis made a mega turning gouge that is about 48" long using a rod about 3/4" in diameter. To stabilize minimize chatter the tool the tubular handle is filled with sand.

Leonard Ekholm built a version of the horizontal mortiser from Woodsmith #67. The result is a useful device with a finish for nice furniture.

Jimmie Harp, in his usual way of recycling, took an old electricity meter and built a lamp to show case it. The lamp uses 3-way bulbs and with the meter working in line with it shows that the higher wattage does use more current. (Monitoring energy saving bulbs. -edt)

Lewis's Calipers



The usual measuring calipers are symmetric allowing one to directly measure between the outer points the thickness between the inner points. The problem with vessels and large bowl/platter turning is that conventional calipers cannot reach to the floor of the piece. Or in the case of many pieces the opening is small and the caliper cannot be positioned to measure near the opening.

Lewis designs asymmetric calipers to first reach different parts of the turnings, like the drawing above. He determines what thickness he wants to work to and sets measuring point A to that thickness, then measures the gap at measuring point B. For example: A is 3/16ths and B is 1/8th. So if B is bigger than 1/8 he needs to keep turning. What is really wanted is uniformity of thickness from top to floor of the vessel these will work very well.

Sw Wood Guild

David Cobb, Mike Turner, Mike Drez, Walt Turpening, and Paige Dean met at Terry McCafferty's spacious shop March 19th from 3:00 to about 6:30 PM. A great time was had by all. Topics ranged from techniques and projects to different power equipment and Mike Turner's experience with some equipment in his high school shop. We discussed the use of CAD software on personal computers for designing projects.

The shop tour showed interesting details like the air compressor in the garage with lines run overhead, inexpensive dust collectors at each machine instead of a big central unit with hoses running all around and an explosion proof booth for spraying lacquer. The shop is an extension off of the back of the garage with the overhead designed with a floor. Terry uses the space for lumber storage. A few projects are in progress. He just finished two baby cradles that each have a large number of mortises. So using a surplus bidirectional sliding table with linear ball bearings, Terry built a horizontal mortiser. For safe operation the table has two air driven clamps. He uses spiral end mills for the cutters.

David Cobb is installing exotic hardwood floors in his house and asked for some of our experiences. The biggest point being: be sure that the subfloor is flat, flat, flat. Any unevenness will tend to have the floor work loose and squeak.

Mike Drez talked about his starting a one-man custom furniture shop and Paige talked about his passion for large commercial power equipment. Walt showed his completed maple burl nutcracker (started at the last meeting) and the start of a magnetic rip hold-down.

The next meeting is April 16th, 3:00 PM in Mike Turner's shop at Kempner High School, Sugar Land. He will demonstrate the use of AutoCad as they have it installed. We will try to decide upon projects to do as a group and the possibility of the guild doing a combined program at one of the fall WwCH meetings.

Northside Splinters Guild


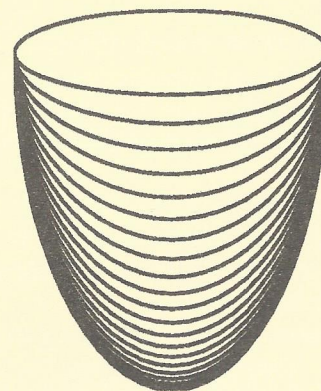
The group met March 12th at Jimmie Harp's shop in the Heights. It was decided that the meetings will be changed to twice a month: 1st and 3rd Monday evenings at 7:00 PM at Jimmie's shop in the Heights. On March 20th Jimmie, Don Sloan and Joe Cook met at Jimmie's. They talked about building 10 toy circus trains for this year's charity.

Home Furniture Magazine

For those interested in marketing their high end wood products, we have the information on advertising costs in Home Furniture magazine. For a single issue ad 1/8th page (2.25 in wide by 3.5 in tall) is \$310 and 1/12th page (2.25 in by 2.25 in) is \$195. Deadlines are about 2 months before issue sale date. You need to provide 'camera-ready' art for a 15% discount Contact: Walt Turpening, 879-5640

March Program Steve LaGrue on Bowl Turning

Steve brought his lathe with a roughed out blank. He explained some of the basic design concepts like: rising line where the external shape needs to be uplifting. If the bowl needs to be more rounded then create a foot on the bowl to lift it off of the table to give a sense of lightness.



On the mechanics, Steve suggests using one of the new 'bowl chucks' that can hold on to a turned recess (about 3/8 inch) in the base of the bowl. They operate like an 'inside-out collet'. To prevent "floor art" (the trash you make by gouging a piece and having it thrown off the lathe on to the floor) keep the bevel of the tool on the turning piece and bring the edge to cut. The bevel on the wood aids in burnishing the surface. "Cut Don't Scrape" (get shavings not dust). Turning done right means start sanding with 220 grit.

On the art, the transition from wall to floor of a bowl is the most difficult since the exact center is not turning. Use your fingers to feel the transition to find uneven curve changes. Uniformity of wall thickness from rim to floor is the artistic essence of turning. (That's why Lewis has so many calipers. -edt)

On the wood, since most pieces are turned from blocks of wood they will not necessarily be of uniform dryness. Thus the piece will change shape with time. This drying process means that you need to complete the piece once you have begun turning the inside, since the it won't be round tomorrow.

Thanks, Steve.

April Meeting

When: April 8, 1995 9:00 AM
Where: Bayland Community Center
on Bissonnet at Hillcroft
Program: Chendo Gonzalez of Freud
"What blades to use; When to use
them; How to protect and handle
cutting tools"
Raffle: Brad Hartman of Woodcraft Supply has do-
nated a Rosewood Cutting Gauge and a 6" Rosewood
Square. Thanks, Brad.

Thanks to

The Cutting Edge for donating the \$25 gift certificate
and
Woodcraft Supply for 5 sanding drum sets
for the March Meeting Raffle.

Quote for the Month

Introduction to "The Fine Art of Cabinetmaking" by James Krenov

Perhaps it's as well to start by saying this: With-
out a certain attitude to our craft, information itself is
of little value. It is what we do with what we know that
matters, finally: not only the results but also the doing
itself. After all, that is what we are left with, after the
piece is done and has found its owner and we are back
working again. What some of us find is an enjoyment
we can't weigh against money, recognition, or artistic
aura. By whatever term others call it, it is the feeling of
doing something we want to do—and doing it well, by
measures both honest and sensitive.

... This book is not intended for professional
cabinetmakers. It is for amateurs in the true sense of
the word: those who love the material and the work of
their craft more than anything else about it. And, one
should add, who have a fair idea of how demanding
wood can be.

Board Meeting

The Board met at Steve Procter's house at 7:00 PM
March 13th.

Besides the usual business of the club it was
decided to get 72 golf style hats in a single 'gold' color
with Woodworkers Club of Houston stitched in brown
on the front. It was decided to not work with the
Weavers and Woodturners on a collective show and sale
this fall.

The membership book is being printed and will be
available at the April meeting along with the name tags.
Next year we will pursue the sale of advertising space to
offset the cost of the membership book.

The meeting adjourned about 9:00 PM.

From the Editor's Workbench

Last October Ellen and I took a little vacation to
Tennessee and North Carolina. Since Ellen is a weaver
and I have a slight passing interest in fine works of
wood, we looked into a few "craft" shops.

In Asheville, Mrs. Vanderbilt started a company
back in the late '20's to house and market local
handwoven fabrics and wood furniture. It operated up
to 1983 with 40 weavers producing yardage (104 yards
at a time). The Grovewood Gallery at the Honespun
Shops is a wonderful showcase of fine crafts. Every-
thing in furniture, rugs, glass, pottery, clothing and
jewelry is shown and sold. Adjacent to the gallery is the
Grovewood Studios where 4 craft artists work. A
furniture maker, weaver, glass artist and a marquetry
box artist are currently in residence.

The Gallery was holding a Tony Lydgate juried
show and sale: "The Art of the Wood Box". Items
ranged from his simple and elegant boxes to operating
games to puzzles to sculptural boxes. Represented
were Davin & Kessler, Michael Elkan, Ted Box, Janet &
Jay O'Rourke, Larissa Scott and others from all over
the US. Sizes ranged from small 2"x4"x10" to small
tables.

Other items at the Gallery were really awesome. A
full scale shuffle board game (bar type) weighed 2800
lbs. made of maple and specifically for the Gallery. An
art deco table and a number of fine turned bowls
caught Ellen's eye. To me David Scott's fine three
legged stools shows an interesting solution to this
classic item. To simplify the mortising he uses a T-
stretcher that is at 90° to the rear leg. Therefore, two
legs are identical for one drill setup and the rear and
front stretcher are one setup.

As a result of the trip I have started a new interest
in stools for feet as well as seating. I am working up to
the a three legged one. The boxes have inspired me to
add this dimension to my hand size works.

Has anyone decided to try new things because of
the works they have seen? Send in an article. The
deadline is two weeks before our next meeting.

Officers

President	Jimmie Harp	664-4906
Vice President	Saul Harris	341-5373
Sec'y/Treas.	Lee Palfreyman	497-7085

Services

Book Library	Martin Imber	292-1606
Video Library	Denis Muras	943-7745
Literature Search	Don Richardson	661-1365
	Zatis Murphy	469-3563
Name Tags	Robert Sandlin	272-7940

Directors

Andy Anderson	723-1030
Art Chester	469-1990
Steve Procter	728-1459
Don Richardson	661-1365

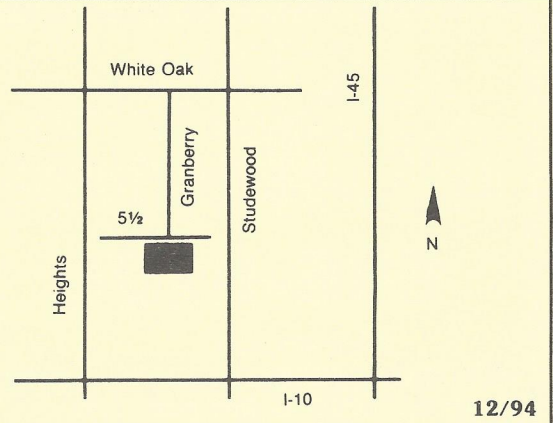
Newsletter Editor - Walt Turpening, 879-5640

HARDWOOD LUMBER CO.

700 E. 51/2 St. (In The Heights)
Houston, Texas 77007
(713) 862-6628
Hours: M-F 7:30-5:00, Sat. 8:30-1:30

We stock over 65 species of lumber including hard to find exotics!

Also: Plywood, Veneer, Moulding, Formica, Custom Milling, Woodworking Tools, Books, etc.



12/94

Send Today for the Most Complete Catalog Selection of Woodworking Supplies


Please Enclose \$1.00 (3rd class) or \$2.00 (1st class)

Name _____
Address _____
City _____ State _____ Zip _____


Orders Shipped Within 48 Hours

7/95

21801 Industrial Blvd., Rogers, MN 55374



The Lowest Prices On JET Machinery Every Day!




JET JJ6-CS Jointer

\$459.99

For WwCH Members

- 3/4 HP Motor
- 47" Long Bed Design
- All Cast Iron Construction
- Superior Fence
- Spring-Loaded Knives
- 2 Year Warranty



Woodworker's Tool & Supply

Mon. - Fri. 9 am to 6 pm
Sat. 10 am to 5 pm
Sun. Noon to 4 pm

7123 SouthWest Fwy, Just North of Bellaire Blvd. (713) 981-9228

WwCH Membership

To Join the Woodworkers Club of Houston for 1995, bring this form to a regular meeting or send your dues to:
WOODWORKERS CLUB OF HOUSTON, P.O. BOX 34481, HOUSTON, TEXAS 77234

Make checks payable to Woodworkers Club of Houston.

Renewal Membership \$24.00

New Membership is prorated if 1st year is less than 1 year.

WwCH Membership Form

Last Name _____ First Name _____
Address _____ Spouse's Name _____
City _____ Home Telephone _____
State _____ Zip _____ Work Telephone _____
Renewal Membership \$ _____ New Membership \$ _____



686-6176

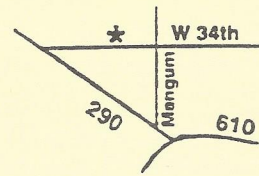
FAX: 686-3217

4910 West 34th St, Houston, Texas 77092
Hours: M-F 7:30-5:00 SAT 8:30-12:30

DOMESTIC & IMPORTED HARDWOODS

Ash, Aspen, Basswood, Birch, Aromatic Cedar, Cherry, Cypress, Lacewood, Mahogany, Maple, Oak, Padouk, Pecan, Poplar, Purpleheart, Redwood, Sycamore, Teak, Walnut and more.

- *Quality Domestic & Imported Plywood (Interior & Marine)
- *Edgebanding & Veneer
- *Butcher Block Tops
- *MDF & Melamine
- *Moulding
- *PERSONAL SERVICE
- *PROMPT DELIVERY
- *ON-SITE CUSTOM MILLING

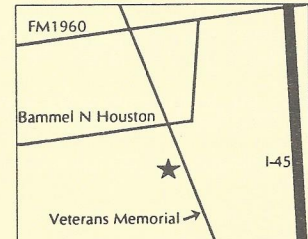


AUSTIN HARDWOODS

13001 Veterans Memorial Dr #408

- Rare Exotics - over 80 species in stock
- Turning Stock / Veneers / Dowels
- Flooring / Moldings / Plywoods
- Finishing Supplies
- Millwork & Woodwork available including Custom Profiles
- Custom Knife Grinding Services
- Project Hardware

2/95



440-0764



WOODCRAFT®

Woodworking Tools • Books • Supplies
Since 1928

Woodcraft offers over 4,500 of the finest woodworking tools, books, supplies, cabinetry hardware, and wood available in the world today! We are committed to woodworkers of every skill level, from beginners to professionals, and every discipline, from carving to woodturning and fine cabinetry! Ask about our classes and demos next time you're in our neighborhood! We are an authorized dealer for Shopsmith, Delta, Porter Cable, Bosch, Record Marples and many more favorite, top quality brands!

EXCLUSIVE U.S.A. DISTRIBUTOR SWISS MADE CARVING TOOLS

Northbrook Shopping Center • 5360 West 34th Street • Houston, TX 77092 • 713-681-5200

4/95

Pasadena Industrial Presents *Our Spring '95*

Power & Hand Tool Show

May 19, 20 & 21

Fri 12 - 5:30 Sat 8:30 - 5:30 Sun 12 - 5:30

Free Hot Dogs
Drinks
Lots of Door Prizes!

Just Tell em "Johnny Sent Me!"

222 West Pasadena Freeway, Pasadena Texas 77536 472-5588



Woodworkers Club of Houston
P. O. Box 34481
Houston, TX 77234

Printed by: *Speedy Printing Service of Texas* 3433 West Alabama, Suite C • Houston, Texas • (713) 877-8466

Fine Handcraft Calendar of Events

Happenings in and around Houston

Woodworkers Club of Houston

Meeting: April 8, 1995 9:00 AM
at Bayland Community Center

Houston Area Wood-carvers Club

Meeting: April 15, 1995 9:00 AM
at Bayland Community Center

Gulf Coast Woodturners

Meeting: April 22, 1995 9:00 AM
at Fairmont Junior High School in LaPorte

Contemporary Handweavers of Houston

Meeting: April 20, 1995 7:00 PM
at First Presbyterian Church of Houston, 5300 Main near Fine Arts Museum.