

Thank you note from Mr. John Jackson

Inside this Issue:

<i>Thank you note from Mr. John Jackson</i>	1
<i>Annual Picnic and Box Contest</i>	2
<i>Learning Intarsia Steve Wavro</i>	3
<i>Annual Picnic Pictures, Winners</i>	4-5
<i>October Show and Tell</i>	6
<i>Club News and Announcements</i>	7

WWCH senior member and past president Mr. John Jackson has not been well for the past year. He attended the picnic and BBQ and met with old friends after a long gap. How much he enjoyed the occasion and the opportunity and how good he felt is communicated in the following note he wrote afterwards. On behalf of all WWCH members I wish him a quick recovery and a long, healthy and happy life. *Ed.*



To my fellow woodworkers:

I want to thank each and every one of you for the support, phone calls, cards, prayers, and good wishes you have given me during my current medical situation. This was most evident to me at our annual picnic where I got the opportunity to visit with many of you with whom I had not met in far too many months. Yes, the weather was really nice, the food excellent and the activities most rewarding and fun. But most importantly, I got a chance to visit with you, to renew our friendship, and to receive your continued support and good wishes.

Since October 2008, the bad news has been my diagnosis of a blood cancer called MDS Syndrome. For reasons unknown, my bone marrow has decided to stop making enough blood cells. The good news is that I am now being treated at M D Anderson, the number one cancer research hospital in the US, if not the world. What makes this journey so much easier for me is to know that I have the caring and support of some very special people—my fellow members of the Woodworkers Club of Houston. I am truly blessed. I thank you one and all. *John.*

WELCOME NEW
WWCH MEMBERS!

Donny Singer
Carlos Treveno
Kenan Schultz
David Wright

Annual Picnic and Box Contest

Noor Ali Narsi

After months of planning and promoting (not to mention warnings by Doc Cotton, but about it, later.) WWCH Annual Picnic and Box Contest was held on Saturday, October 17 at the Bayland Park. The weather was perfectly clear and sunny, and the temperature just right for an outdoor event.

The Board and Volunteer members had really worked hard and it showed in all areas of activity. From the tools and accessories for Raffle to the Skills Contest and from the highlight-of-the-event Box Contest to the choice of food and beverages, everything was just flawless.

Members were in good attendance - quite a few with their spouses and some with children, too. There were a few active and popular members who were conspicuous by their absence, also. Of course they had good reasons for that.

The event began with Skills Contests - Sawing , Screw Driving and Nailing. While the contestants, and the spectators cheering them on, were at it, there was another, relatively serious group, busy analyzing and, well, judging, the main attraction of the event — the Boxes. But don't get me wrong. They were not that serious. At one point a senior

member was overheard telling the other, "this ain't my first rodeo." If Vern were to be there, he would've been amused. So, the Boxes. They were in all shapes and sizes. From a couple of square inches to a few feet high. For keeping jewelry and knick knacks to storing saws. We will get to see the pictures of them in this and coming issues and on the Club website soon.

Raffle prize distribution was fun. Some members won so many items it was like a jackpot. Others didn't win jack, just kept hoping and wishing, good humouredly but anxious all the same. There was a tie between Skills Contest and Raffles as to which generated more wisecracks and laughter. Come to think of it, winner, clearly was the award for the wounded pride, though.

So, who do we thank for all this wonderful time we had? There were many, but leading them all were Matt Adams, Richard Storm and Randy Abrams. A Big Thank You to these gentlemen for contacting and convincing all the vendors and manufactur-

ers to donate the tools and other items that we all won in the raffle and contests. There were a lot of free things, too, and educational ones — magazines, catalogues, DVDs, subscriptions and other printed material that a lot of members took advantage of. And the food, so delicious. So many choices of drinks, all so refreshing. We thank Bill Cole and Andy Anderson for that.



Andy sawing 2x12 as Lon Kelley holds the plank down. Who said anything about Defibs?

Learning Intarsia

Steve Wavro



Judy Gale Roberts advising Steve Wavro on ways to improve his projects.


Intarsia, like many things in life, can be learned the hard way or the easy way. The hard way (trial and error) can work if you have a lot of patience and a few years to hone your skills. An easier way, as I learned first-hand a few weeks ago, is to attend one of Judy Gale Robert's (JGR's) 3-day Intarsia classes. Whether you are a true beginner or have a few years of experience, I am quite sure you will learn a lot from her and have a great time too.

JGR's studio-workshop is well designed, comfortable, and equipped with an assortment of Excaliber, Dewalt, and Eclipse scroll saws. Class sizes are kept small (typically 7 to 9 people) so there is plenty of time for individual attention as you work on a project that you will get to take home with you.

The quaint town of Gatlinburg and the Great Smokey Mountain National Park are located within an hour of JGR's studio-workshop, so I would highly recommend combining a few extra days in the area. The Smokey's are a beautiful change from our flat landscape, particularly in October, when the foliage colors are on display. The north end of Pigeon Forge is about 20 minutes from JGR's studio-workshop, but beware that the traffic in Pigeon Forge is pretty bad (even by Houston standards). I thought Pigeon Forge was a little too cheesy-touristy for my taste with two notable exceptions – Dollywood and the Applewood Farmhouse Restaurant. Pigeon Forge does have a fairly good trolley system and plenty of outlet malls so if you bring a spouse, she would have plenty to see and do, and have a way to get around.

For additional information on JGR's beginner, intermediate, or advanced classes schedules, visit her website at <http://www.intarsia.com/IntarsiaClasses.html>. If you have any questions, I would be happy to discuss at one of our upcoming meetings, or you can drop me an e-mail at txwave1@msn.com.

Picnic Pictures



Box Contest Winners

Art Category:
Kenan Schultz

Heirloom:
Monty Richards

Best Finish:
Linzie Rogers

Joinery:
Cliff Ober


Best of Show:
Monty Richards

Congratulations!



Every month when Doc Cotton announced the Box Contest he warned that the contestant should be prepared to win any place but the first as he was going to be the one to win the first place. But three days before the contest as he was finishing up his Contest Entry, the Sander ate it up. He was prompt to inform every one that the first place was now available. But it must have been painful. Andy Anderson presented him a First Aid Kit for the Wounded Pride. Chocolate heals...

Picnic Pictures



Raffle Winners

**Cosman Video Library
Denis Muras**

**Work Sharp System
Dan Smith**

**JET Mini Lathe
Chris Yohn**

Skills Contest Winners

Denis Muras got the first place in Nailing. Mike Turner and Saul Harris were tied at second place.

Richard Storm won the Screw Driving Contest followed by Lon Kelley and Walter Roush.

Sawing saw Lon Kelley at first place followed by Chuck Graham and Saul Harris.



October Show and Tell

Norm Nichols




Gary Rowen



John Gay



Lon Kelley



Clark Kellogg



Mike Turner

Club News and Announcements

If We Build It ... They Will Read

The Academy for Construction Technology at HCC teamed with Gifts with Heart, the Woodcraft Store and the Woodworker's Club of Houston to share the joy of woodworking. They began building two library spaces, one for MHMRA (Mental Health and Mental Retardation Authority of Harris County) and one for Foster Elementary School in east Houston.

THANK YOU TEAM for helping improve lives ... an example of community service in action!



Bob goes to see his supervisor at the millwork shop. "Boss," he says, "we're doing some heavy house-cleaning at home tomorrow, and my wife needs me to help with the attic and the garage, moving and hauling stuff." "We're short-handed, Bob," the boss replies. "I can't give you the day off." "Thanks boss," says Bob, "I knew I could count on you!"

Volunteers needed

We all like hot coffee and donuts when we go to the meeting every month, don't we? We'll particularly need them during the winter months that are just turning the corner. Well, nice folks who have been arranging that for us have other priorities and they can not continue to arrange coffee and donuts for us much longer.

We also need someone to work the raffles drawing desk as early as possible.

Please come forward and offer your time and energy for the Club and be counted.

Contact President Denis Muras at the next meeting or contact him via email or phone. Y'all have the member directory, right?

Suggestion Box.

We all have ideas for the Club activities. If you want some special topic to be covered in the meeting. If you know someone that has knowledge that can benefit the members and would like for them to speak at our meetings. Or anything else. Let's share the thoughts with the Board for the benefit of the Club. Jot it down and drop it the box. Participation is good. Try it.

WWCH Purpose

The Woodworkers Club of Houston is a group of men and women of all ages and skill levels who promote, educate, and share the craft of woodworking. The club meets the second Saturday of every month from 9-11:30 at Bayland Community Center, 6400 Bissonnet at Hillcroft. Guests are always welcome at no charge. Membership dues are \$24 a year, or about the price you'd pay for one good clamp!

WWCH Officers

President	Denis Muras
Vice President	"Doc" Cotton
Secretary	Steve Wavro
Treasurer	Roslyn Hager
Publications	Noor Ali Narsi
Webmaster	Gary Rowen
Mentor	Lon Kelley
Mentor	Mark Bollinger

Contact

To contact a WWCH officer, email wwch@wwch.org

Woodworkers Club *of Houston*

P.O. Box 815
Sugarland, TX 77487-0815

Coming Events

Saturday, November 14, 2008
Monthly Meeting
at Bayland Community Center
9 to 11:30 am

WOODCRAFT®

Helping You Make Wood Work®

To Find Your Local Woodcraft Store Or For A Free Catalog, Visit www.woodcraft.com Or Call 1-800-542-9115.

Over 15,000 Products In Every Store!

- Hand & Power Tools
- Hardware
- Woodburning
- Sanding & Scraping
- Woodboring Tools
- Finishing Supplies
- Books & Videos
- Carving Tools & Chisels
- Hardwoods & Exotics
- Safety Equipment
- Marking & Measuring
- Cabinet Making Supplies
- Woodturning
- Glue Supplies
- Vises & Clamps
- Workbenches
- Files & Rasps
- Clock Supplies
- Shop Accessories
- Project Kits & Supplies
- Planes & Saws
- Routers & Accessories
- Picture Framing Tools
- Sharpening Supplies
- Power Tool Accessories

Woodcraft Is Located...

Cypress Station Square
60FM 1960 West
Houston, TX 77090
281-880-0045

11707 W Sam Houston Parkway S
Houston, TX 77031
281-988-9449



QUALITY WOODWORKING TOOLS • SUPPLIES • ADVICE™