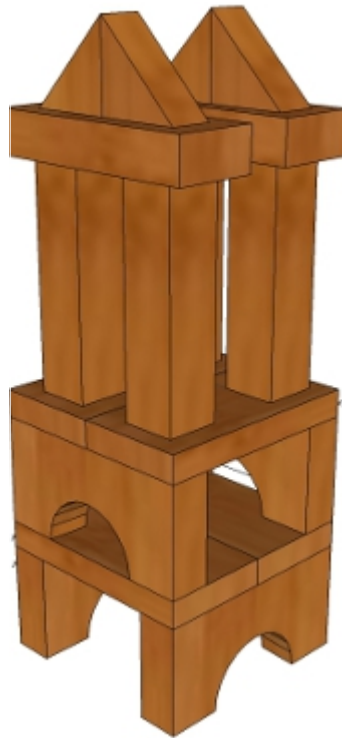


WWCH July 2020 Toy of the Month



Building Blocks



Instructions

Please remember to work safely.


This is one way to make the Building Blocks. You may have to adapt to the tooling you have available to you. Always use the tools and procedures that make the most sense to you.

1. Make a template from the attached full size pattern. 1/8" scrap or old file folders are a couple of materials you could use.
2. You'll need a stock of 10" long by 1" high by 1" width. This will make blocks 1, 2, and 3.
3. You'll need a stock 5" long by 1/2" high by 1/2" width. This will make blocks 4 and 6.
4. You'll need a stock 13" long by 2" high by 2" width. This will make blocks 5, 7, and 10.
5. You'll need a stock 6" long by 1.5" high by 3/4" width. This will make blocks 8 and 9.
6. Use the template to outline the Building Blocks on the material.
7. I'm using a scroll saw. Use this or a band saw to cut just outside the template pattern lines for the Building Blocks.
8. Sand to the lines.
9. Sand to 220 grit. The objective here is to provide a smooth, comfortable, splinter-free toy for small hands.
10. Wipe all surfaces and see if any areas need more sanding. Repeat as needed.
11. Leave with no finish to allow for customization of a paint job by child. Otherwise, use beeswax or other approved finish.
12. Keep the best Building Blocks for yourself or your favorite child and turn the rest in at a future meeting.

We at the Toy Group of the WWCH would like to thank you for participating in our toy making charitable activity. These toys will bring smiles to the less privileged children of our area.

Building Blocks – To Scale


Block 1
4"X1"X1"



Block 2
3"X1"X1"



Block 3
2"X1"X1"



Block 4
4"X1.5"X1.5"




Block 5
4"X2"X2"




Building Blocks (continued) – To Scale


Block 6
1.5"X1.5"X1.5"



Block 7
4"X2"X0.5"

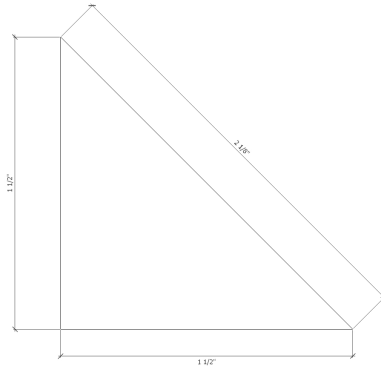


Block 8
4"X1.5"X0.75"



Building Blocks (continued) – To Scale

Block 9
1.5"X1.5"X0.75"
Triangle



Block 10
4"X2"X0.75"
2"DIA
Arch

