

April Meeting

(Thanks to Clara for taking the notes, -edt)

The 1996 membership roster, cards and name tags will be ready to be picked up at the May meeting.

October 26th is the date for the WwCH Barbecue at Jimmie and Brian's shop. As another incentive a super nice door (gate?) prize will be given away. Plan to attend.

We would like to offer a special tribute to Ken Wallis. Ken won't be attending our meetings due to health problems making the trip from Nacogdoches difficult. Ken, the very best to you and Wilma. You are always welcome to any of the meetings or other club gatherings.

Safety:

Keep hands away from the hand held drills. That is, as you are drilling be sure that your free hand is not on the work piece. Use it as an assistance in guiding the drill motor. Whenever possible use a drillpress.

When using hand tools like chisels, gouges, etc. again keep you free hand back from the edges. Don't use your free hand as a clamp while pushing the tool with the other. (I have seen a nasty scar on a left hand from a 3/8" No. 9 gouge. -edt)

Plan your moves, use hold downs, use your bench, and take your time.

New Videos

Handplanes in the Workshop
Router Joinery
Lee Jig

Show and Tell

Joe Cook brought a power miter saw station built from the plans in Shop Notes #11. The kit can be ordered for \$23.95

Dooley George made a Hobby Box to store tools. The plan is in Today's Woodworker #42. The finish is linseed oil.

Art Chester made a pine and maple step stool finished with Bartley's red mahogany.

Chuck Maxwell's jig is for making knobs. The original plan is from Shop Notes.

Bill Rhear made a white oak table from plans in Better Homes and Garden's Wood. The finish is Bartley's "Golden Oak".

Jimmie Harp brought a Windsor Chair he made in classes by Greg Long (class fee \$450). His chair is made from maple and painted with Sherwin Williams latex paint.

Raffle:

Vice Clamp
Router Depth Gauge
Abrasive Disk Cleaner
Saw Blade Gauge
Japanese Saw

New Member:

Gary Quinlan
15910 Elwood Drive
Houston, Texas 77040
(713) 937-3490

April Program

Power Tool Maintenance by Don Sloan

I can't say enough about taking care of your equipment. If you would take an inventory, the total investment you have made would shake you up. You don't drive your car and not change the oil. Clean, check and lubricate your equipment.

You hear some one say quite often, "My old saw is not doing good. When I can I am going to buy me a new one." In many cases if the person would take some time to clean, replace or repair, and adjust his old saw he will probably end up happy. The old saw would be just as good and in some cases better that a new one.

In closing— don't assume just because you bought a new saw that all is well. Take the owners manual and check it out. Be prepared to take some time to set and adjust it. Good Luck.

(Time ran out so we will have Don back for more tips and tidbits. Thanks, Don)

Volume 12, Number 5 May, 1996

Woodworkers Club of Houston

May Meeting

- When:** May 11, 1996 9:00 AM
- Where:** Bayland Community Center
on Bissonnet at Hillcroft
- Program:** **Inlay and Marquetry**
by David Langley
- Raffle:** Items provided by Woodcraft Supply
and The Cutting Edge.
-

From the Editor's Bench

Over the last few months I have been working on a chair variation of my Natural Tension benches. This is a commission for a spinner that I have discussed previously. The frustration is not with the actual design but with my inability to set aside enough time to finalize the design in wood.

Over time if someone were to ask me to describe myself the range of what I've done for a living and interests that I have had would take a considerable amount of time. However, once I found woodworking it has become a constant thread. Ten years ago I used my sculptural skills to build a scale model of a salt body in the Gulf of Mexico for a seismic study. Back when I was more into target shooting and shotgunning. I refinished and rebuilt a few stocks. Now that I have found weaving as an art form, I am encompassing my woodworking skills. At this stage I am having a difficult time saying that I use the woodwork to do weaving or visa-verse. The combination is really becoming the challenge.

In the end, each of us has our own fulfillment that we get from the woodwork. Krenov stresses this in his philosophy. It is not just the final piece that is important but the journey in the work of creating that piece.

For now, I am having a difficult time getting enough time together to have a woodworking journey. I have been sidetracked into my past profession. I am finding less interest and fulfillment there. I am a woodworker. I will be back to the bench very soon because that is where I get fulfillment that spans a long time.

Quote for the Month

"Learn from the furniture you enjoy" Walker Weed

Among my favorite quotations is this one from the Danish architect Kaare Klint: "An aversion for old things leads to a loss of perspective and excludes the best help we can get: building on experience acquired over hundreds of years. There are no problems that have not been solved many times before."

Designing and making furniture demand a lot of study, particularly of the best pieces of the past. These can be found in books, museums and private collections. Squirrel away in your brain proportions, dimensions, material selection, methods of joinery and finish, and a knowledge of the tools that were used in building these things. To all of this information will be added your own experience as you go along.

Newsletter Editor Needed

As an important business item for WwCH, I have to stop being the newsletter editor with the June issue. Starting with the July newsletter someone needs to take over. **Contact me or Saul about taking over.**

I will help make the transition as smooth as possible. The staff at Speedy Printing are very helpful in getting the layout done. You don't need a Macintosh. helps to have a computer with a word processor. With some care in setting up your document format, Speedy will do the rest.

Officers

President	Saul Harris	341-5373
Vice President	Charles Sylvester	774-6551
Sec.'y/Treas.	Clara Pitts	694-7195

Services

Book Library	TBA	
Video Library	Denis Muras	943-7745
Literature Search	Don Richardson	661-1365
Name Tags	TBA	

Directors

Andy Anderson	730-1030
Art Chester	469-1990
Jimmie Harp	664-4906
Lee Palfreyman	497-7085
By Reed	980-9793

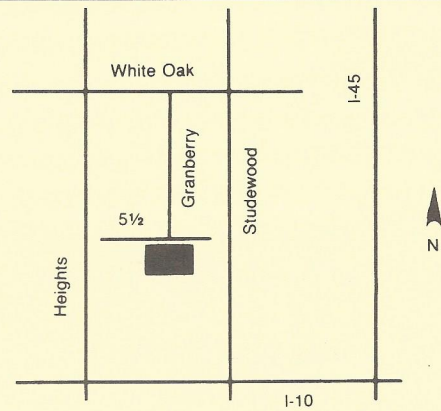
Newsletter Editor - Walt Turpening, 879-5640
Newsletter Distribution - Thad Brown, 522-8364

HARDWOOD LUMBER CO.

700 E. 51/2 St. (In The Heights)
 Houston, Texas 77007
 (713) 862-6628
 Hours: M-F 7:30-5:00, Sat. 8:30-1:30

We stock over 65 species of lumber including hard to find exotics!

Also: Plywood, Veneer, Moulding, Formica, Custom Milling, Woodworking Tools, Books, etc.



The Lowest Prices On **JET** Machinery Every Day!

All Veritas Tools On Sale Through March
 10% Off All JET Dust Control Accessories

EXCEL Polyurethane Glue 250ml : \$7.49

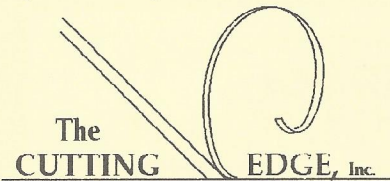
Inkra 16" Ultra Jig System: \$239

NEW JET 13" Planer Moulder: \$789

Makita LS1011 Sliding Mittersaw: \$529

We are an Authorized JET Service Center.

7123 SouthWest Fwy, Just North of Bellaire Blvd. (713) 981-9228



The
CUTTING EDGE, Inc.

A Woodworker's Tool & Supply

Mon. - Fri. 9 am to 6 pm

Sat. 10 am to 5 pm

Sun. Noon to 4 pm

WwCH Membership

To Join the Woodworkers Club of Houston for 1995, bring this form to a regular meeting or send your dues to:
 WOODWORKERS CLUB OF HOUSTON, P.O. BOX 34481, HOUSTON, TEXAS 77234

Make checks payable to Woodworkers Club of Houston.

Renewal Membership \$24.00

New Membership is prorated if 1st year is less than 1 year.

WwCH Membership Form

Last Name _____ First Name _____

Address _____ Spouse's Name _____

City _____ Home Telephone _____

State _____ Zip _____ Work Telephone _____

Renewal Membership \$ _____ New Membership \$ _____

Interests _____



686-6176

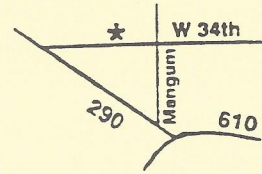
FAX: 686-3217

4910 West 34th St, Houston, Texas 77092
Hours: M-F 7:30-5:00 SAT 8:30-12:30

DOMESTIC & IMPORTED HARDWOODS

Ash, Aspen, Basswood, Birch, Aromatic Cedar, Cherry, Cypress, Lacewood, Mahogany, Maple, Oak, Padouk, Pecan, Poplar, Purpleheart, Redwood, Sycamore, Teak, Walnut and more.

- *Quality Domestic & Imported Plywood (Interior & Marine)
- *Edgebanding & Veneer
- *Butcher Block Tops
- *MDF & Melamine
- *Moulding
- *PERSONAL SERVICE
- *PROMPT DELIVERY
- *ON-SITE CUSTOM MILLING




Call 1-800-403-9736 Today!

**FREE!
CATALOG**

You'll find over 4,500
woodworking products —
including many exclusive
and hard-to-find items!
Filled with hardware, wood,
tools and know how from cover to cover.
Call for your FREE catalog today!

Rockler Companies Inc.



Hardware, Wood, Tools & Know How



WOODCRAFT® Your Most Complete Woodworking Store!

Hand & Power Tools
Sanding & Scraping
Planes
Cabinet Making Supplies
Vises & Clamps
Saws

Carving Tools & Chisels
Wood Boring Tools
Woodburning
Woodturning
Project Kits & Supplies
Shop Accessories
Books & Videos

Hardware
Finishing Supplies
Safety Equipment
Sharpening Supplies
Workbenches
Picture Framing Tools
Classes

Routers & Accessories
Hardwoods & Exotics
Marking & Measuring
Power Tool Accessories
Files & Rasps
Clock Supplies



WOODCRAFT®

Woodworking Tools ■ Books ■ Supplies ■ Since 1928

Woodcraft ■ Northbrook Shopping Center ■ 5360 West 34th Street
Houston, TX 77092 ■ Phone: 713-681-5200

M-W & F: 9AM-7PM ■ TH: 9AM-9PM ■ Sat.: 9AM-6PM ■ Sun.: Noon-5PM

Pasadena Industrial Supply

Porter Cable #9853S 12V Cordless Drill Kit

- Adjustable clutch 10 to 230 in. lbs.
- Two speed ranges: 0-350 & 0-1,000 RPM
- Variable speed, reversing
- Extra battery
- Includes steel carrying case


\$159

List \$330

Must Show Ad
Prices Good For Club
Members Only



222 West Pasadena Freeway, Pasadena Texas 77506 472-5588



Woodworkers Club of Houston
P. O. Box 34481
Houston, TX 77234

Printed by: **Speedy Printing Service of Texas** 3433 West Alabama, Suite C • Houston, Texas • (713) 877-8466

Calendar

(a Calendar Editor is still needed)

May 11, 1996

Meeting at Bayland Community Center

June 8, 1996

Meeting at Bayland Community Center

October 26, 1996

WwCH Bar-B-Q at Jimmie and Brian's Shop